

New Edition

MAX TOOLS

2023

Max Tools Quality Guarantee



New Edition
2023



Max brand tools on International standards, size with highly processed materials used by the manufacturer and quality users.

We take care of our customer's requirements for all needs like quotations, order execution logistics support, technical information & after-sales services if required.

Company Administration office



We are dealing in all types of Construction tools Building Materials, Oil Field tools, Workshop tools Automobile tools, Mechanical tools, General tools, Steel Fabricator tools, Glass Fitters tools, Electrical tools Carpenter tools, Ducting tools and Plumbing tools.

Company Warehouse



Socket Set Non Sparking



Code	150B
Size inch	1/4" DR - 10 pcs set
Socket Size	4, 5, 6, 7, 8 9, 10, 11
Driver Handle	55 mm
G. W.	Al-Cu 720g



Code	150C
Size Inch	3/8" DR - 11 pcs set
Socket Size	10, 11, 12, 13, 14, 17, 19
Spark Plug	13/16" Spark Plug
Ratchet Wrench	200 mm
Straight Joint	1 pcs
Driver Extension	75 mm
G. W.	Al-Cu 1650g




Code	150F
Size Inch	1/2" DR - 13 pcs set
Socket Size	8, 10, 11, 12, 14, 17 19, 22, 24, 27
Ratchet Size	245 mm
Hinged Handle	250 mm
	Socket Case
G. W.	Al-Cu 3180g



Code	150G
Size Inch	1/2" DR - 17 pcs set
Socket Size	10, 11, 12, 14, 17, 19 22, 24, 27, 30, 32
Ratchet Size	245 mm
Sliding T-Handle	250 mm
Speed Handle	400 mm
Driver Extension	125, 250 mm
G. W.	Al-Cu 6355g

Non Sparking Tools



Socket Set Non Sparking



Code	150H
Size Inch	1/2" DR - 24 pcs set
Socket Size	10, 11, 12, 13, 14, 15, 16 17, 18, 19, 20, 21, 22, 23 24, 27, 30, 32
Ratchet Size	245 mm
Sliding T-Handle	250 mm
Speed Handle	400 mm
Driver Extension	125, 250 mm
Universal Joint	80 mm
G. W.	Al- Cu 7270g



Code	150I
Size Inch	1/2" DR - 28 pcs set
Socket Size	10, 11, 12, 13, 14, 15, 16 17, 18, 19, 20, 21, 22, 23 24, 26, 27, 28, 30, 32
Ratchet Size	245 mm
Sliding T-Handle	250 mm
Speed Handle	400 mm
Driver Extension	125, 250 mm
Universal Joint	80 mm
Screwdriver Socket	52 mm
G. W.	Al- Cu 8520g



Code	150K
Size Inch	3/4" DR - 14 pcs set
Socket Size	21, 24, 27, 30, 32, 34 36, 38, 41, 46, 50
Ratchet Size	320 mm
Sliding T-Handle	400 mm
Driver Extension	200 mm
G. W.	Al- Cu 12350g

Socket Set Non Sparking



Code	150L
Size Inch	3/4" DR (21 pcs set)
Socket Size	21, 22, 23, 24, 26, 27, 28, 29, 30 31, 32, 34, 36, 38, 41, 46, 50
Ratchet Wrench	320 mm
Sliding T-Handle	400 mm
Driver Extension	200 mm
G. W.	Al- Cu 14200g



Code	150M
Size Inch	3/4" DR (26 pcs set)
Socket Size	21, 22, 23, 24, 26, 27, 28, 29, 30, 31, 32, 34, 36, 38, 41, 46, 50 / (1" DR) 55, 60, 65
Ratchet Wrench	160 mm
Sliding T-Handle	3/4" x 400 mm & 3/4" x 1"
Driver Extension	200, 430 mm
Flex Ball Joint	3/4" x 120 mm
G. W.	Al- Cu 23060g



Code	150N
Size Inch	1" DR (18 pcs set)
Socket Size	30, 31, 32, 34, 36, 38, 41, 46 50, 55, 60, 65, 70, 75, 80
Sliding T-Handle	3/4" x 1"
Driver Extension	200 mm
Flex Ball Joint	1" x 120 mm
G. W.	Al- Cu 24850g



Code	150W
Size Inch	1/2" DR (21 pcs set)
Socket	5/16", 3/8", 7/16", 1/2", 9/16", 19/32" 5/8", 11/16", 3/4", 25/32", 13/16", 7/8" 15/16", 1", 1-1/16", 1-1/8", 1-1/4"
Hinged Handle	250 mm
Ratchet Wrench	245 mm
Driver Extension	250 mm
Sliding Bar	11"

Non Sparking Tools



Hand Tool Set Non Sparking



Code	150-I26
Chisel Flat	18 x 180 mm
Wrench Adjustable	150 mm
Pliers Lineman	200 mm
Pliers Adju. Combination	200 mm
Pliers Snip Nose	150 mm
Phillips Screwdriver	150, 200 mm
Slotted Screwdriver	150, 200 mm
Socket (1/2")-Dr	8, 10, 12, 14, 17 mm
Sliding T Handle	1/2" x 250 mm
Hammer Testing	0.15 kg
Wrench Combination	8, 10, 12, 14, 17 mm
Wrench Hex Key	4, 5, 6, 8, 10 mm



Code	150-J26
Wrench Pipe	450, 250 mm
Wrench Adjustable	375, 300, 200, 150 mm
Hammer Ball Pein	0.91 kg
Pliers Lineman	200 mm
Pliers Snip Nose	200 mm
Slotted Screwdriver	400, 200 mm
Phillips Screwdriver	400, 200 mm
Valve Handle	500 mm
Wrench Double Box	30 x 27 mm, 27 x 24 mm 24 x 22 mm, 22 x 19 mm 19 x 17 mm, 17 x 14 mm
Wrench Double Open End	30 x 32 mm, 27 x 30 mm 24 x 27 mm, 22 x 24 mm 19 x 22 mm, 17 x 19 mm



Code	150-K28
Hammer Sledge	1.8 kg
Hammer Ball Pein	0.91 kg
Hammer Claw	0.45 kg
Wrench Pipe	300, 450 mm
Wrench Adjustable	200, 300 mm
Wrench Combination	8, 10, 12, 14, 17 19, 22, 24, 27, 30, 32 mm
Pliers Lineman	200 mm
Pliers Long Nose	200 mm
Pliers Adju. Combination	200 mm
Bar Pinch	Φ25 x 300 mm
Chisel Flat	Φ25 x 300 mm
Slotted Screwdriver	100, 200 mm
Phillips Screwdriver	100, 200 mm
Valve Handle	400 mm

Hand Tools Set Non Sparking



Code	150-L36
Hammer Sledge	1.8 kg
Hammer Ball Pein	0.91 kg
Wrench Pipe	450 mm
Wrench Adjustable	150 mm, 200 mm
Wrench Combination	10 mm, 8 mm
Pliers Lineman	200 mm, 150 mm
Pliers Snip Nose	150 mm
Pliers Adju. Combination	200 mm
Pliers Round Nose	150 mm
Pliers Flat Nose	150 mm
Pliers Diagonal Cutting	150 mm
Slotted & Phillips Screwdriver	75 , 100 , 150 , 200 mm
Slotted Offset Screwdriver	6x72 , 8x125 , 10x196 mm
Chisel 8 Point	16 x 160 mm
Shears Cutting	150 mm
Knife Common	250 mm
Knife Putty	50 x 200 mm
Tweezers Neat Tips	200 mm
Bar	19 x 500 mm
Marking Tool	250 mm
Bar Wrecking	400 mm
Hacksaw Frame	500 mm
Hacksaw Blade	300 mm
Brush Flat Back Scratch	6 x 16 mm



Code	150-M40
Hammer Sledge	1 kg
Hammer Claw	0.23 kg
Hammer Ball Pein	0.45 kg
Wrench Pipe	200 mm
Wrench Adjustable	150 mm, 250 mm
Pliers Lineman	150 mm
Pliers Snip Nose	150 mm
Pliers Flat Nose	150 mm
Pliers Diagonal Cutting	150 mm
Pliers Adju. Combination	150 mm
Pincers	200 mm
Shears Cutting	150 mm
Slotted & Phillips Screwdriver	75 , 100 , 150 mm
Slotted Offset Screwdriver	6x72 , 8x125 , 10x196 mm
Wrench Hex Key	3 , 4 , 5 , 6 , 7 , 8 mm
Chisel 6 Point	16 x 160 mm
Bar Wrecking	250 mm
Knife Common	250 mm
Knife Putty	25 x 200 mm
Tweezers Neat Tips	150 mm
File Triangle	200 mm
Hearing Needle	6 x 250 mm
Marking Tool	250 mm
Hand Saw	370 mm
Hacksaw Frame	500 mm
Hacksaw Blade	300 mm
Brush	6 x 16 mm



Code	150-T6
Slotted Screwdriver	5/16" x 3"
Phillips Screwdriver	#2 x 4"
Wrench Adjustable	8"
Crate Opener	230 mm
Pliers Water Pump	10"
Pliers, Adju. Combination	6"

Non Sparking Tools



Hand Tool Set Non Sparking



Code	150-N56
Wrench Double Open End	5.5 x 7, 6 x 7, 8 x 10, 9 x 11 10 x 12, 12 x 1, 14 x 17 17 x 19, 19 x 22, 22 x 24 24 x 27, 27 x 30, 30 x 32 mm
Wrench Hex Key	2, 3, 4, 5, 6, 7, 8, 10 mm
Slotted Screwdriver	50, 75, 100, 150 mm
Phillips Screwdriver	50, 75, 100, 150 mm
Wrench Adjustable	250 mm
Tweezers Neat Tips	150 mm
Pliers Lineman	150 mm
Pliers Snipe Nose	150 mm
Pliers Groove Joint	250 mm
Torque Wrench	1/4", 3/8"
1/4" Socket	4, 5, 6, 7, 8, 9 10, 11 mm
3/8" Socket	10, 11, 12, 13, 14 17, 19 mm
Driver Type Handle	1/4"
Ratchet Wrench	3/8"
Straight Joint	3/8"
Driver Extension	3/8" x 75 mm
Spark Plug	-



Code	150-O50
Hammer Sledge	1.8 kg
Hammer Ball Pein	0.91 kg
Hammer Claw	0.45 kg
Wrench Pipe	300, 450 mm
Wrench Adjustable	200 x 24, 300 x 36 mm
Wrench Combination	8, 10, 12, 14, 17, 19 22, 24, 27, 30, 32 mm
Pliers Lineman	200 mm
Pliers Long Nose	200 mm
Pliers, Adju. Combination	200 mm
Bar Pinch	Φ25 x 300 mm
Chisel Flat	Φ25 x 300 mm
Punch Mechanist	Φ20 x 300 mm
Slotted Screwdriver	100, 200 mm
Phillips Screwdriver	100, 200 mm
Valve Handle	400 mm
Knife Common	250 mm
Hacksaw Frame	500 mm
Hacksaw Blade	300 mm
1/2" Socket	10, 11, 12, 14, 17, 19 22, 24, 27, 30, 32 mm
Ratchet Wrench	1/2 x 245 mm
Driver Extension	125, 250 mm
Speed Handle	400 mm
Sliding T Handle	250 mm
Universal Joint	1/2"
Putty Knife	25 x 200 mm

Hand Tool Set Non Sparking

	Code	150-U10
	Slotted Screwdriver	5/16" x 3"
	Phillips Screwdriver	#2 x 4"
	Wrench Adjustable	6", 10"
	Hammer Claw	0.45 kg
	Pliers Water Pump	10"
	Knife Putty	1-1/4" x 3-9/16"
	Knife Common	3-1/8"
	Pliers, Adju. Combination	6"
	Wrench Pipe (American Type)	10"

	Code	150-X16
	Slotted Screwdriver	5/16" x 3"
	Phillips Screwdriver	#3 x 6"
	Wrench, Adjustable	8", 12"
	Hammer, Claw	0.45 kg
	Crate Opener	230 mm
	Pliers Water Pump	12"
	Knife Putty	1-1/4" x 3-9/16"
	Knife Common	5-3/4"
	Pliers Snipe Nose	7"
	Pliers, Adju. Combination	8"
	Scraper, Spray Booth	3"
	Scraper Deck	380 mm
	Wrench Pipe (American Type)	14"
Wrench Bung	300 mm	
Shears Tin	12"	

	Code	150-Y34
	Wrench Double Open End	6 x 7, 8 x 9, 9 x 11, 10 x 12
		11 x 13, 14 x 15, 16 x 18
		17 x 19, 20 x 22, 21 x 23
		24 x 26, 27 x 30, 32 x 36
	Wrench Hex Key	1/16", 3/32"
		2, 3, 4, 5, 6, 8, 10 mm
	Slotted Screwdriver	8 x 150, 4 x 100, 4 x 75, 3 x 50
	Phillips Screwdriver	3 x 75, 5 x 100, 6 x 150
	Tweezers Neat Tips	150 mm
Pliers Water Pump	250 mm and 150 mm	
Wrench Adjustable	250 mm	
Pliers Diagonal Cutting	6"	





Non Sparking Tools



Hand Tool Set Non Sparking


Max Tools Quality Guarantee



Code	150-Z85
Tweezers Neat Tips	200 mm
Marking Tool	200 mm
Knife Common	250 mm
Scissors	225 mm
Hacksaw Frame & Blade	500 mm and 300 mm
Knife Putty	40 x 200, 3 x 50, 4.5 x 150, 6 x 100
Slotted Screwdriver	8 x 150, 10 x 300
Phillips Offset Screwdriver	6 x 150, 6 x 130, 10 x 140
Phillips Screwdriver	#1x75, #2x125, #3x200, #4x300
Pliers, Adju. Combination	200 mm
Pliers Flat Nose	150 mm
Pliers Snip Nose	150 mm
Pliers Diagonal Cutting	150 mm
Wire Stripping Pliers	170 mm
Pliers Round Nose	150 mm
Pliers, Lineman	200 mm
Wrench Adjustable	150 mm, 250 mm
Wrench Pipe (American Type)	350 mm
Hammer Ball Pein	0.45 kg
Club Hammer	4LB
Chisel Pneumatic	16 x 160, 25 x 230
Bar	16 x 455
Bar Wrecking	455 mm
Ratchet Wrench	1/2" x 245
Sliding T Handle	1/2"
Driver Extension	1/2" x 100, 1/2" x 250
Universal Joint	1/2"
Socket	10, 11, 12, 13, 14, 15
	17, 19, 22, 24, 27, 30 mm
	7/16", 1/2", 9/16", 5/8"
	11/16", 3/4", 13/16", 7/8"
	15/16", 1", 1-1/16", 1-1/8"
Wrench Hex Key	1.5, 2, 2.5, 3, 4, 5, 6, 8, 10 mm
	1/16", 5/64", 3/32", 1/8"
	5/32", 3/16", 7/32", 1/4"
	5/16", 3/8", 7/16"



Non Sparking Socket 1/2" DR



Code	Size-mm	Length-mm	g
------	---------	-----------	---

140-6	6	40	69
140-7	7	40	70
140-8	8	40	70
140-9	9	40	71
140-10	10	40	71
140-11	11	40	72
140-12	12	40	72
140-13	13	40	73
140-14	14	40	73
140-15	15	40	85
140-16	16	40	85
140-17	17	40	85
140-18	18	42	85
140-19	19	42	100
140-20	20	42	105
140-21	21	43	110
140-22	22	43	115
140-23	23	43	135
140-24	24	43	145
140-25	25	43	160
140-26	26	43	180
140-27	27	46	190
140-28	28	46	200
140-29	29	46	210
140-30	30	46	220
140-32	32	46	260

Code	Size-Inch	Length-mm	g
------	-----------	-----------	---

140-204	5/16"	40	70
140-206	3/8"	40	71
140-208	7/16"	40	72
140-210	1/2"	40	73
140-212	9/16"	40	73
140-214	5/8"	40	80
140-216	11/16"	40	85
140-218	3/4"	42	100
140-220	13/16"	43	110
140-222	7/8"	43	115
140-224	15/16"	43	145
140-226	1"	43	170
140-228	1-1/16"	46	190
140-234	1-1/4"	46	260
140-240	1-7/16"	50	300

Non Sparking Socket 3/4" DR



Code	Size-mm	Length-mm	g
------	---------	-----------	---

142-17	17	50	225
142-19	19	50	225
142-21	21	55	245
142-22	22	55	245
142-23	23	55	280
142-24	24	55	280
142-26	26	55	280
142-27	27	55	285
142-28	28	55	310
142-29	29	55	320
142-30	30	60	370
142-31	31	60	380
142-32	32	60	410
142-34	34	60	440
142-36	36	60	165
142-38	38	60	510
142-41	41	65	640
142-46	46	65	690
142-50	50	70	825

Code	Size-Inch	Length-mm	g
------	-----------	-----------	---

142-218	3/4"	50	220
142-220	13/16"	55	240
142-222	7/8"	55	245
142-224	15/16"	55	280
142-226	1"	55	280
142-228	1-1/16"	55	285
142-230	1-1/8"	55	315
142-232	1-3/16"	60	365
142-234	1-1/4"	60	400
142-236	1-5/16"	60	430
142-238	1-3/8"	60	470
142-240	1-7/16"	60	480
142-242	1-1/2"	60	530
142-246	1-5/8"	65	640
142-250	1-3/4"	65	695
142-252	1-13/16"	65	705
142-254	1-7/8"	65	750
142-258	2"	70	870

Metric

Metric

Imperial

Imperial



Non Sparking Socket 1" DR




(12 Point)-DR

Code	Size-mm	Length-mm	g
144-22	22	55	330
144-24	24	55	340
144-25	25	55	345
144-26	26	55	350
144-27	27	55	360
144-28	28	55	363
144-29	29	55	365
144-30	30	60	405
144-31	31	60	410
144-32	32	60	440
144-34	34	60	445
144-36	36	65	500
144-38	38	65	560
144-41	41	70	625
144-46	46	70	740
144-50	50	75	760
144-55	55	80	1000
144-60	60	85	1260
144-65	65	90	1580
144-70	70	90	1950
144-75	75	95	2430
144-80	80	95	2800

Metric

Non Sparking Impact Socket 1-1/2" DR



Code	Size-mm	Length-mm	g
146-55	55	90	2300
146-60	60	90	2500
146-65	65	95	2850
146-70	70	95	3100
146-75	75	100	3400
146-80	80	100	3800
146-85	85	110	4200
146-90	90	110	4490


Metric

Code	Size-Inch	Length-mm	g
144-228	1-1/16"	55	360
144-230	1-1/8"	55	364
144-232	1-3/16"	60	405
144-234	1-1/4"	60	431
144-236	1-5/16"	60	442
144-238	1-3/8"	60	448
144-240	1-7/16"	65	500
144-242	1-1/2"	65	560
144-246	1-5/8"	70	625
144-254	1-7/8"	75	740
144-258	2"	75	850
144-266	2-1/4"	80	1130
144-274	2-1/2"	90	1556
144-282	2-3/4"	90	1850
144-290	3"	95	2500

Imperial




Non Sparking Tools



Ratchet Handle

Die Forged



Din - 3122

Code	Size-Inch	Length-mm	g
120-36	1/4"	160	220
120-38	3/8"	200	260
120-40	1/2"	245	615
120-42	3/4"	320	1930
120-44	1"	550	3150

T -Handle



Code	Size-Inch	Length-mm	g
117-40	1/2"	250	310
117-42	3/4"	350	960
117-44	1"	400	1481


Universal Joint



Code	Size-Inch	Length-mm	g
116A	1/2"	80	170
116B	3/4"	110	480
116C	1"	132	900

Extension Bar

Din - 3123



Code	Size-Inch	Length-mm	g
118Y075	3/8"	75	80
118Y150	3/8"	150	160
118A100	1/2"	100	225
118A125	1/2"	125	230
118A200	1/2"	200	330
118B100	3/4"	100	400
118B200	3/4"	200	770
118C100	1"	100	700
118C200	1"	200	1380

Adaptor



Code	Size-Inch	Length-mm	g
119-01	3/4 x 1/2	55	260
119-02	3/4F x 1m	60	320
119-03	1F x 3/4m	70	770

Crate Opener



Code	Size-mm	Length-mm	g
241-09	230	70	430

Max Tools Quality Guarantee



For use in Hazardous environments
and all ATEX and Ex Zones



High-quality
Drop-Forged

Non Sparking and
Non Magnetic Tools



Hammers
Wrenches
Sockets and More

Non Sparking Tools



Combination Wrench

Metric

Code	Size-mm	Length-mm	g
135-06	6	105	20
135-07	7	120	34
135-08	8	120	34
135-09	9	135	50
135-10	10	135	50
135-11	11	150	75
135-12	12	150	70
135-13	13	175	110
135-14	14	175	110
135-15	15	195	145
135-16	16	195	140
135-17	17	195	140
135-18	18	215	190
135-19	19	215	190
135-20	20	230	200
135-21	21	230	200
135-22	22	245	220
135-23	23	265	233
135-24	24	265	230
135-25	25	265	230
135-26	26	290	380
135-27	27	290	380
135-28	28	300	400
135-29	29	300	400
135-30	30	320	500
135-31	31	340	600
135-32	32	340	600
135-33	33	360	600

Metric

Code	Size-mm	Length-mm	g
135-34	34	360	750
135-35	35	360	800
135-36	36	360	800
135-37	37	400	975
135-38	38	430	1150
135-39	39	430	1225
135-40	40	430	1225
135-41	41	430	1300
135-42	42	440	1300
135-43	43	440	1500
135-44	44	440	1500
135-46	46	480	1700
135-47	47	500	1850
135-48	48	500	1850
135-50	50	520	2000
135-55	55	560	2230
135-60	60	595	2900
135-65	65	595	2950
135-70	70	630	4100
135-75	75	630	4490
135-80	80	660	4880
135-85	85	660	4890
135-90	90	720	6410
135-95	95	720	6250
135-100	100	720	8100
135-110	110	840	10369
135-120	120	900	11560
135-130	130	1050	12900

Imperial

Code	Size-Inch	Length-mm	g
135-202	1/4"	105	22
135-204	5/16"	120	37
135-206	3/8"	135	55
135-208	7/16"	150	75
135-210	1/2"	175	125
135-212	9/16"	175	125
135-214	5/8"	195	155
135-216	11/16"	225	200
135-218	3/4"	225	230
135-220	13/16"	235	260
135-222	7/8"	250	270
135-224	15/16"	265	380
135-226	1"	275	420
135-228	1-1/16"	285	484
135-230	1-1/8"	285	484
135-232	1-3/16"	285	484
135-234	1-1/4"	310	656
135-236	1-5/16"	330	770

Imperial

Code	Size-Inch	Length-mm	g
135-238	1-3/8"	337	930
135-240	1-7/16"	345	1090
135-242	1-1/2"	353	1100
135-244	1-9/16"	353	1100
135-246	1-5/8"	366	1220
135-248	1-11/16"	366	1220
135-250	1-3/4"	385	1350
135-252	1-13/16"	405	1550
135-254	1-7/8"	410	1650
135-256	1-15/16"	410	1705
135-258	2"	430	1810
135-262	2-1/8"	350	1880
135-264	2-3/16"	445	2210
135-266	2-1/4"	450	2250
135-270	2-3/8"	460	2585
135-274	2-1/2"	465	2700
135-282	2-3/4"	480	3560
135-290	3"	490	4102

Non Sparking Tools



Double Open Wrench

Metric

Code	Size-mm	Length-mm	g
145-0607	6 x 7	92	40
145-0809	8 x 9	98	60
145-1011	10 x 11	115	85
145-1012	10 x 12	120	95
145-1213	12 x 13	128	135
145-1214	12 x 14	130	145
145-1415	14 x 15	143	165
145-1617	16 x 17	157	200
145-1618	16 x 18	163	215
145-1719	17 x 19	170	235
145-1721	17 x 21	173	255
145-1819	18 x 19	179	285
145-1921	19 x 21	182	305
145-1922	19 x 22	185	330
145-1924	19 x 24	190	360
145-2022	20 x 22	195	390

Imperial

Code	Size-Inch	Length-mm	g
145-402	3/16" x 1/4"	123	24
145-404	1/4" x 5/16"	123	24
145-406	5/16" x 11/32"	140	34
145-408	5/16" x 3/8"	140	34
145-410	3/8" x 13/32"	156	58
145-412	3/8" x 7/16"	156	58
145-414	3/8" x 1/2"	165	68
145-416	7/16" x 1/2"	172	78
145-418	1/2" x 9/16"	180	78
145-420	9/16" x 5/8"	190	114
145-422	5/8" x 11/16"	205	146
145-424	19/32" x 11/16"	204	145
145-426	5/8" x 3/4"	204	145
145-428	11/16" x 3/4"	210	163
145-430	11/16" x 25/32"	211	164
145-432	11/16" x 13/16"	237	222
145-434	3/4" x 15/16"	237	222
145-436	3/4" x 25/32"	237	222
145-438	3/4" x 13/16"	237	222
145-440	3/4" x 7/8"	237	222
145-442	25/32" x 13/16"	237	222
145-444	13/16" x 7/8"	237	222
145-446	13/16" x 15/16"	237	222
145-448	7/8" x 15/16"	247	250

Din - 895

Metric

Code	Size-mm	Length-mm	g
145-2123	21 x 23	200	410
145-2224	22 x 24	210	445
145-2426	24 x 26	225	515
145-2427	24 x 27	230	535
145-2430	24 x 30	233	545
145-2528	25 x 28	236	565
145-2730	27 x 30	250	650
145-3032	30 x 32	265	775
145-3234	32 x 34	275	1055
145-3436	34 x 36	305	1475
145-3638	36 x 38	320	1585
145-3641	36 x 41	335	1610
145-4146	41 x 46	355	1790
145-4650	46 x 50	370	2220
145-5055	50 x 55	460	1550
145-5560	55 x 60	420	3050

Imperial

Code	Size-Inch	Length-mm	g
145-450	15/16" x 1"	263	227
145-452	15/16" x 1-1/16"	264	333
145-454	1" x 1-1/16"	275	357
145-456	1" x 1-1/8"	279	368
145-458	1-1/16" x 1-1/4"	280	369
145-460	1-1/16" x 1-1/8"	281	370
145-462	1-1/8" x 1-3/16"	298	520
145-464	1-3/16" x 1-1/4"	298	520
145-466	1-3/16" x 1-5/16"	298	520
145-468	1-1/4" x 1-1/16"	280	369
145-470	1-5/16" x 1-1/2"	350	643
145-472	1-1/4" x 1-7/16"	350	643
145-474	1-3/8" x 1-7/16"	350	643
145-476	1-3/8" x 1-1/2"	350	643
145-478	1-11/16" x 1-7/8"	385	819
145-480	1-7/16" x 1-5/8"	385	819
145-482	1-3/4" x 2"	385	819
145-484	1-13/16" x 2"	385	819
145-486	1-7/8" x 2"	385	819
145-488	2" x 2-3/16"	425	977
145-490	2" x 2-3/8"	425	1029
145-492	2-3/16" x 2-3/8"	465	1150
145-494	2-3/8" x 2-3/4"	475	1244



Non Sparking Tools



Double Ring Wrench

Metric

Code	Size-mm	Length-mm	g
151-0607	6 x 7	115	25
151-0809	8 x 9	130	53
151-1011	10 x 11	140	80
151-1213	12 x 13	160	120
151-1415	14 x 15	200	190
151-1617	16 x 17	220	210
151-1819	18 x 19	250	295
151-2022	20 x 22	280	370
151-2123	21 x 23	285	405

Imperial

Code	Size-Inch	Length-mm	g
151-402	3/16" x 1/4"	115	30
151-404	1/4" x 5/16"	115	30
151-406	5/16" x 3/8"	125	45
151-408	5/16" x 11/32"	140	60
151-410	3/8" x 13/32"	140	60
151-412	3/8" x 7/16"	140	60
151-414	3/8" x 1/2"	150	85
151-416	7/16" x 1/2"	155	90
151-418	1/2" x 9/16"	175	115
151-420	9/16" x 5/8"	215	190
151-422	5/8" x 11/16"	220	205
151-424	19/32" x 11/16"	240	230
151-426	5/8" x 3/4"	240	230
151-428	11/16" x 3/4"	245	235
151-430	11/16" x 25/32"	250	270
151-432	11/16" x 13/16"	250	285
151-434	3/4" x 15/16"	255	295
151-436	3/4" x 25/32"	260	325
151-438	3/4" x 13/16"	260	325
151-440	3/4" x 7/8"	265	340
151-442	25/32" x 13/16"	265	340
151-444	13/16" x 7/8"	275	350
151-446	13/16" x 15/16"	285	385
151-448	7/8" x 15/16"	305	405
151-450	15/16" x 1"	310	490

Din - 838

Metric

Code	Size-mm	Length-mm	g
151-2427	24 x 27	340	520
151-2528	25 x 28	350	580
151-2730	27 x 30	360	705
151-3032	30 x 32	380	805
151-3234	32 x 34	400	1080
151-3436	34 x 36	405	1145
151-3641	36 x 41	426	1305
151-4146	41 x 46	460	1803
151-4650	46 x 50	470	2077

Imperial

Code	Size-Inch	Length-mm	g
151-452	15/16" x 1-1/16"	320	490
151-454	1" x 1-1/16"	330	535
151-456	1" x 1-1/8"	330	535
151-458	1-1/16" x 1-1/4"	330	535
151-460	1-1/16" x 1-1/8"	330	570
151-462	1-1/8" x 1-3/16"	370	830
151-464	1-3/16" x 1-1/4"	370	835
151-465	1-1/4" x 1-5/16"	380	1020
151-466	1-3/16" x 1-5/16"	390	1050
151-468	1-1/4" x 1-7/16"	390	1050
151-469	1-5/16" x 1-3/8"	410	1050
151-470	1-5/16" x 1-1/2"	410	1075
151-472	1-1/8" x 1-1/4"	410	1075
151-474	1-3/8" x 1-7/16"	410	1425
151-476	1-3/8" x 1-1/2"	430	1500
151-478	1-11/16" x 1-7/8"	430	1500
151-480	1-7/16" x 1-5/8"	450	1585
151-482	1-3/4" x 2"	450	1625
151-484	1-13/16" x 2"	470	2077
151-486	1-7/8" x 2"	490	2530
151-488	2" x 2-3/16"	510	2580
151-490	2" x 2-3/8"	520	3002
151-492	2-3/16" x 2-3/8"	530	3203
151-494	2-3/8" x 2-3/4"	560	4105



12 PCS

Double Ring Wrench Set

Code	Size-mm	g
151-K12	6x7, 8x9, 10x11, 12x13, 14x15	3320
	16x17, 18x19, 20x22, 21x23	
	24x27, 25x28, 30x32	

Non Sparking Tools



Open Slugging Wrench

Metric

Code	Size-mm	Length-mm	g
141-17	17	125	150
141-19	19	125	150
141-22	22	135	195
141-24	24	150	245
141-27	27	165	335
141-30	30	180	435
141-32	32	190	515
141-36	36	210	725
141-41	41	230	955
141-46	46	240	1225
141-50	50	255	1340
141-55	55	272	1665
141-60	60	290	2190
141-65	65	307	2670
141-70	70	325	3250
141-75	75	343	3660
141-80	80	360	4500
141-85	85	380	5290
141-90	90	400	6640
141-95	95	400	6640
141-100	100	430	8850
141-110	110	465	11060
141-120	120	520	12000
141-130	130	570	19250
141-135	135	570	19400
141-140	140	570	19500
141-150	150	570	19550

Din - 133

Imperial

Code	Size-Inch	Length-mm	g
141-218	3/4"	125	150
141-222	7/8"	135	195
141-224	15/16"	150	245
141-226	1"	165	335
141-230	1-1/8"	180	435
141-234	1-1/4"	190	515
141-240	1-7/16"	210	725
141-242	1-1/2"	220	860
141-246	1-5/8"	230	955
141-250	1-3/4"	240	1225
141-254	1-7/8"	240	1225
141-258	2"	255	1340
141-262	2-1/8"	272	1665
141-266	2-1/4"	290	2190
141-270	2-3/8"	290	2190
141-274	2-1/2"	307	2670
141-282	2-3/4"	325	3250
141-290	3"	343	3660
141-294	3-1/8"	360	4500
141-306	3-1/2"	400	6640
141-314	3-3/4"	400	6640
141-322	4"	430	8850
141-326	4-1/8"	430	10060
141-332	4-5/16"	465	11060
141-340	4-9/16"	520	11060
141-346	4-3/4"	520	12000
141-352	4-15/16"	575	19250
141-358	5-1/8"	570	19250
141-364	5-5/16"	570	19400
141-370	5-1/2"	570	19500

Combination Wrench Set

Din - 3113



12
PCS

Code	Size-mm	g
135-K12	6, 8, 10, 12, 14, 16 18, 22, 24, 27, 30, 32	3175

Double Open Wrench Set

Din - 895



Code	Size-mm	g
145-K12	6x7, 8x9, 10x11, 12x13, 14x15 16x17, 18x19, 20x22, 21x23 24x27, 25x28, 30x32	3295

Non Sparking Tools



Ring Slogging Wrench

Metric

Code	Size-mm	Length-mm	g
160-17	17	145	210
160-19	19	145	200
160-22	22	165	245
160-24	24	165	235
160-27	27	175	350
160-30	30	185	475
160-32	32	185	465
160-36	36	200	580
160-41	41	225	755
160-46	46	235	990
160-50	50	250	1145
160-55	55	265	1440
160-60	60	274	1620
160-65	65	298	1995

Imperial

Code	Size-Inch	Length-mm	g
160-218	3/4"	165	242
160-220	13/16"	165	242
160-222	7/8"	165	242
160-224	15/16"	165	231
160-226	1"	175	347
160-228	1-1/16"	180	368
160-230	1-1/8"	185	473
160-232	1-3/16"	190	488
160-234	1-1/4"	190	488
160-236	1-5/16"	190	488
160-238	1-3/8"	210	599
160-240	1-7/16"	210	599
160-242	1-1/2"	210	599
160-244	1-9/16"	230	798
160-246	1-5/8"	230	798
160-248	1-11/16"	230	798
160-250	1-3/4"	242	945
160-252	1-13/16"	242	998
160-254	1-7/8"	242	1008
160-256	1-15/16"	254	1176
160-258	2"	254	1260
160-260	2-1/16"	254	1313
160-262	2-1/8"	265	1428
160-264	2-3/16"	268	1638
160-266	2-1/4"	268	1638
160-268	2-5/16"	283	1706
160-270	2-3/8"	283	1706
160-272	2-7/16"	283	1706
160-274	2-1/2"	300	2163
160-276	2-9/16"	300	2163
160-278	2-5/8"	300	2163
160-280	2-11/16"	300	2163
160-282	2-3/4"	325	3150
160-284	2-13/16"	325	3150
160-286	2-7/8"	325	3150

Din - 7444

Metric

Code	Size-mm	Length-mm	g
160-70	70	320	2435
160-75	75	326	3010
160-80	80	350	3600
160-85	85	355	4330
160-90	90	390	5500
160-95	95	390	5450
160-100	100	420	7080
160-105	105	420	7000
160-110	110	450	9130
160-120	120	480	11000
160-130	130	510	12610
160-135	135	520	9400
160-140	140	520	13000
160-150	150	565	14500

Imperial

Code	Size-Inch	Length-mm	g
160-288	2-15/16"	325	3087
160-290	3"	326	3098
160-292	3-1/16"	358	3570
160-294	3-1/8"	358	3570
160-296	3-3/16"	358	3885
160-298	3-1/4"	358	4200
160-300	3-5/16"	358	4200
160-302	3-3/8"	358	4200
160-304	3-7/16"	390	5460
160-306	3-1/2"	390	5460
160-308	3-9/16"	388	5670
160-310	3-5/8"	388	5670
160-312	3-11/16"	388	5670
160-314	3-3/4"	388	5670
160-316	3-13/16"	388	5670
160-318	3-7/8"	388	5670
160-320	3-15/16"	420	6857
160-322	4"	420	6857
160-324	4-1/16"	420	6857
160-326	4-1/8"	420	6857
160-328	4-3/16"	450	9030
160-330	4-1/4"	450	9030
160-332	4-5/16"	450	9030
160-334	4-3/8"	450	9030
160-336	4-7/16"	450	9030
160-338	4-1/2"	450	9030
160-340	4-9/16"	450	9030
160-342	4-5/8"	450	9030
160-344	4-11/16"	480	10920
160-346	4-3/4"	480	10920
160-348	4-13/16"	480	10920
160-350	4-7/8"	480	10920
160-352	4-15/16"	480	12600
160-354	5"	480	12600
160-356	5-1/16"	510	12495

* More 15 Size Available from 5-1/8" to 6"

Non Sparking Tools



Offset Ring Slogging Wrench

Metric

Code	Size-mm	Length-mm	g
155-24	24	240	950
155-27	27	270	1270
155-30	30	280	1480
155-32	32	290	1690
155-36	36	300	1900
155-38	38	310	2000
155-41	41	320	2110
155-46	46	340	2750
155-50	50	350	3170
155-55	55	360	4125

Imperial

Code	Size-Inch	Length-mm	g
155-222	7/8"	240	945
155-224	15/16"	240	945
155-226	1"	240	945
155-228	1-1/16"	270	1260
155-230	1-1/8"	270	1260
155-232	1-3/16"	280	1470
155-234	1-1/4"	290	1680
155-236	1-5/16"	290	1680
155-238	1-3/8"	290	1680
155-240	1-7/16"	300	1890
155-242	1-1/2"	300	1785
155-244	1-9/16"	300	1785
155-246	1-5/8"	300	1785
155-248	1-11/16"	320	2100
155-250	1-3/4"	320	2100
155-252	1-13/16"	340	2730
155-254	1-7/8"	340	2730
155-256	1-15/16"	350	3150

American Type

Metric


Code	Size-mm	Length-mm	g
155-60	60	375	4335
155-65	65	390	4440
155-70	70	400	5400
155-75	75	420	5810
155-80	80	440	7295
155-90	90	480	9740
155-100	100	515	12065
155-110	110	550	13400
155-120	120	585	15500
155-130	130	620	17700

Imperial

Code	Size-Inch	Length-mm	g
155-258	2"	350	3150
155-260	2-1/16"	350	3150
155-262	2-1/8"	350	3150
155-264	2-3/16"	360	4095
155-266	2-1/4"	360	4095
155-268	2-5/16"	360	4095
155-270	2-3/8"	375	4305
155-272	2-7/16"	375	4305
155-274	2-1/2"	375	4305
155-276	2-9/16"	390	4410
155-278	2-5/8"	390	4410
155-280	2-11/16"	400	5355
155-282	2-3/4"	400	5355
155-284	2-13/16"	400	5355
155-286	2-7/8"	400	5355
155-288	2-15/16"	420	5775
155-290	3"	420	5775

Allen Keys Set

Imperial Metric



Code	Pcs	Size MM
132AF-10	9	1/16", 5/64", 3/32", 1/8" 5/32", 3/16", 1/4", 5/16", 3/8"
132S-10	9	1.5, 2, 2.5, 3, 4, 5, 6, 8, 10

Combination Ratchet Wrench



• Different with the combination wrench, the ring end adopts ratchet structure.

Code	Size-mm	Length-mm	g
135A-17	17	220	225
135A-19	19	240	280
135A-22	22	270	380
135A-24	24	290	510
135A-27	27	315	675
135A-30	30	350	900
135A-32	32	370	1040

Non Sparking Tools



Ring Podger Wrench



Metric

Code	Size-mm	Length-mm	g
156-10	10	230	90
156-12	12	250	110
156-14	14	270	145
156-17	17	310	200
156-19	19	330	250
156-22	22	350	320
156-24	24	370	400
156-27	27	400	500
156-30	30	430	700
156-32	32	430	700
156-36	36	460	960
156-41	41	490	1250
156-46	46	520	1650
156-50	50	540	2000
156-55	55	560	2350
156-60	60	610	2820

Imperial

Code	Size-Inch	Length-mm	g
156-206	3/8"	230	90
156-210	1/2"	250	110
156-212	9/16"	270	145
156-216	11/16"	310	200
156-218	3/4"	330	250
156-222	7/8"	350	320
156-226	1"	370	400
156-228	1-1/16"	400	500
156-232	1-3/16"	430	700
156-234	1-1/4"	430	700
156-240	1-7/16"	460	960
156-246	1-5/8"	490	1250
156-252	1-13/16"	520	1650
156-258	2"	540	2000
156-284	2-3/16"	560	2350
156-270	2-3/8"	610	2820

Open Podger Wrench



Metric

Code	Size-mm	Length-mm	g
157-17	17	310	210
157-19	19	330	262.5
157-22	22	350	336
157-24	24	370	420
157-27	27	400	525
157-30	30	430	735
157-32	32	430	735
157-36	36	460	1008
157-41	41	490	1313
157-46	46	520	1733
157-50	50	540	2100
157-55	55	560	2468
157-60	60	610	2961

Imperial

Code	Size-Inch	Length-mm	g
157-206	3/8"	230	90
157-210	1/2"	250	110
157-212	9/16"	270	145
157-216	11/16"	310	200
157-218	3/4"	330	250
157-222	7/8"	350	320
157-226	1"	370	400
157-228	1-1/16"	400	500
157-232	1-3/16"	430	700
157-234	1-1/4"	430	700
157-240	1-7/16"	460	960
157-246	1-5/8"	490	1250
157-252	1-13/16"	520	1650
157-258	2"	540	2000
157-284	2-3/16"	560	2350
157-270	2-3/8"	610	2820



Non Sparking Tools



Single Open End Wrench



Din - 894

Code	Size-mm	Length-mm	g
152-8	8	95	40
152-10	10	100	50
152-12	12	110	65
152-14	14	140	95
152-17	17	160	105
152-19	19	170	130
152-22	22	195	170
152-24	24	220	190
152-27	27	240	285
152-30	30	260	320
152-32	32	275	400
152-34	34	290	455
152-36	36	310	530
152-41	41	345	615
152-46	46	375	950
152-50	50	410	1215
152-55	55	450	1480
152-60	60	490	2115
152-65	65	530	2960
152-70	70	570	3375
152-75	75	610	3700

Single Ring Wrench



Code	Size-mm	Length-mm	g
156-17	17	155	154
156-19	19	170	171
156-22	22	190	187
156-24	24	215	231
156-27	27	230	292
156-28	28	230	292
156-30	30	255	407
156-32	32	265	490
156-34	34	265	490
156-36	36	295	660
156-38	38	295	660
156-41	41	330	919
156-46	46	365	1249
156-50	50	400	1540
156-55	55	445	2013
156-60	60	474	2398
156-65	65	510	2860
156-70	70	555	3355
156-75	75	590	3394
156-80	80	620	4620
156-85	85	665	5280
156-90	90	700	5940
156-100	100	740	6710

Metric

Tommy Bar Non Sparking

(Extention for Ring Wrench)



Code	Size-mm	Length	Thikness	g
154-2430	24	460	19	830
	27			
	30			
154-3241	32	610	22	1210
	36			
	41			
154-4655	46	760	25	2005
	50			
	55			
154-6080	60	860	30	3080
	65			
	70			
	75			
	80			

Ring Extension Wrench



Code	Size-mm	Length-mm	g
154-24	24	180	475
154-27	27	400	500
154-30	30	430	700
154-32	32	430	700
154-36	36	460	960
154-41	41	490	1250
154-46	46	520	1650
154-50	50	540	2000
154-55	55	560	2350
154-60	60	610	2820

Metric


Non Sparking Tools



Hook Wrench


Din - 1810




Code	Size-mm	Length-mm	 g
121-1	30 x 32	140	63
121-2	34 x 36	170	95
121-3	40 x 42	176	105
121-4	45 x 50	209	160
121-5	52 x 55	212	170
121-6	58 x 62	144	225
121-7	68 x 75	250	265
121-8	80 x 90	284	390
121-9	95 x 100	288	435
121-10	110 x 115	337	740
121-11	120 x 130	343	790
121-12	135 x 145	388	1110


Hook Wrench Adjustable





Code	Size-mm	Length-mm	 g
122-1002	19-50	162	120
122-1004	32-75	205	260
122-1006	50-120	288	515
122-1008	115-170	310	670

Valve Wrench




Code	Length-mm	 g
176-30	30 x 200	290
176-32	32 x 300	490
176-35	35 x 250	325
176-40	40 x 300	422
176-40A	40 x 400	480
176-45	45 x 350	540

Code	Length-mm	 g
176-48	48 x 375	595
176-50	50 x 400	615
176-55	55 x 450	870
176-60	60 x 500	1105
176-60A	60 x 600	1200
176-65	65 x 550	1250


Code	Length-mm	 g
176-70	70 x 600	1360
176-75	75 x 650	1540
176-80	80 x 700	1650
176-80A	80 x 800	1805
176-85	85 x 750	2015
176-90	90 x 800	2130

Valve Wrench




Code	Length-mm	 g
176A-40	40 x 355	825
176A-40A	40 x 400	1005
176A-60	60 x 600	1500
176A-80	80 x 800	2300



Code	Length-mm	 g
176B-1002	60 x 370	650
176B-1004	80 x 430	1350
176B-1006	102 x 550	2000




Code	Length-mm	 g
176C-1002	40 x 300	485
176C-1004	50 x 550	950
176C-1006	130 x 800	4430

Non Sparking Tools




Single Ratchet Wrench



Code	Size-mm	Length-mm	
180B-22	22	270	520
180B-24	24	280	560
180B-27	27	290	660
180B-30	30	300	720
180B-32	32	310	810
180B-36	36	320	900
180B-38	38	320	1030
180B-41	41	300	1300


Double Ratchet Wrench



Code	Size-mm	Length-mm	
179-1012	10 x 12	235	240
179-1214	12 x 14	235	240
179-1415	14 x 15	270	360
179-1417	14 x 17	270	360
179-1618	16 x 18	312	530
179-1719	17 x 19	312	530
179-1721	17 x 21	312	530
179-1921	19 x 21	312	530
179-1922	19 x 22	312	530
179-1924	19 x 24	312	530
179-2123	21 x 23	355	700
179-2224	22 x 24	355	700
179-2427	24 x 27	355	700
179-2430	24 x 30	395	1040
179-2630	26 x 30	395	1040
179-2730	27 x 30	395	1040
179-2732	27 x 32	395	1040
179-3032	30 x 32	395	1040
179-3236	32 x 36	435	1565
179-3641	36 x 41	455	2085
179-3841	38 x 41	455	2085
179-4146	41 x 46	500	3125
179-4650	46 x 50	500	3125
179-5055	50 x 55	530	4165
179-5560	55 x 60	565	6250
179-6065	60 x 65	600	6250
179-6570	65 x 70	635	12500
179-6770	67 x 70	635	12500


Tin Shears



Code	Size-mm	Length-mm	
244-12	300	75	410


Bung Wrench



Code	Size-mm	S1	S2	
179A-12	300	38	52	750

Deck Scraper




Code	Size-mm	Length-mm	
209-16	380	38	750

Non Sparking Tools



Combination Pliers




Code	Length-mm	Length-Inch	g
101-150	150	6"	230
101-180	180	7"	330
101-200	200	8"	375
101-250	250	10"	500

Diagonal Cutting



Code	Length-mm	Length-Inch	g
102-150	150	6"	200
102-200	200	8"	365

Long Nose Pliers




Code	Length-mm	Length-Inch	g
103-150	150	6"	170
103-200	200	8"	300

Slip Joint Pliers




Code	Length-mm	Length-Inch	g
104-150	150	6"	265
104-200	200	7"	315
104-250	250	8"	325

Ring Internal Pliers



Code	Length-Inch	g
133-150	6"	265
133-200	8"	380

Ring External Pliers



Code	Length-mm	Length-Inch	g
134-150	150	6"	265
134-200	200	8"	380



Max Tools Quality Guarantee



Non Sparking and Non Magnetic Tools

For use in
Hazardous
environments and
all ATEX and
Ex Zones



Non Sparking Tools



Pipe Wrench



Code	Size-Inch	Open-mm	g
109-06	6"	18	250
109-08	8"	25	380
109-10	10"	30	670
109-12	12"	40	955
109-14	14"	50	1195
109-18	18"	60	2050
109-24	24"	75	3150
109-36	36"	85	5345
109-48	48"	110	11450

Adjustable Wrench



Code	Size-Inch	Open-mm	g
107-04	4"	13	30
107-06	6"	18	130
107-08	8"	24	240
107-10	10"	30	435
107-12	12"	36	715
107-15	15"	46	1415
107-18	18"	55	2120
107-24	24"	65	4300

Pincer Plier



Code	Size-mm	g
112-200	200	300

Water Pump Plier



Code	Size-mm	Open-mm	g
105-150	150	25	215
105-200	200	28	265
105-250	250	32	335
105-300	300	52	470

Wire Stripping Plier



Code	Size-mm	g
113	170	205

Vise Grip Plier




Code	Size-mm	g
114	250	605

Non Sparking Tools




Flat Screw Driver



Code	Size-Inch	Length-mm
106-0303	3"	3 X 75
106-0604	4"	6 x 100
106-0606	6"	6 x 150
106-0608	8"	6 x 200
106-0610	10"	6 x 250
106-0612	12"	6 x 300

Code	Size-Inch	Length-mm
106-0804	4"	8 x 100
106-0806	6"	8 x 150
106-0808	8"	8 x 200
106-0810	10"	8 x 250
106-0812	12"	8 x 300


Phillips Screw Driver



Code	Size-Inch	Length-mm
108-0303	3"	Ph1 x 75
108-0604	4"	Ph2 x 100
108-0606	6"	Ph2 x 150
108-0608	8"	Ph2 x 200
108-0610	10"	Ph2 x 250
108-0612	12"	Ph2 x 300

Code	Size-Inch	Length-mm
108-0804	4"	Ph3 x 100
108-0806	6"	Ph3 x 150
108-0808	8"	Ph3 x 200
108-0810	10"	Ph3 x 250
108-0812	12"	Ph3 x 300


Flat Screw Driver Insulated



Code	Size-Inch	Length-mm
110-0604	4"	6 x 100
110-0606	6"	6 x 150
110-0608	8"	6 x 200
110-0610	10"	6 x 250
110-0612	12"	6 x 300

Code	Size-Inch	Length-mm
110-0806	6"	8 x 150
110-0808	8"	8 x 200
110-0810	10"	8 x 250
110-0812	12"	8 x 300

Phillips Screw Driver Insulated



Code	Size-Inch	Length-mm
111-0604	4"	Ph2 x 100
111-0606	6"	Ph2 x 150
111-0608	8"	Ph2 x 200
111-0610	10"	Ph2 x 250
111-0612	12"	Ph2 x 300

Code	Size-Inch	Length-mm
111-0806	6"	Ph3 x 150
111-0808	8"	Ph3 x 200
111-0810	10"	Ph3 x 250
111-0812	12"	Ph3 x 300

Non Sparking Tools




File Flat




Code	Length-mm	g
130-150	150	75
130-200	200	160
130-250	250	282
130-300	300	455
130-350	350	675

File Half Round



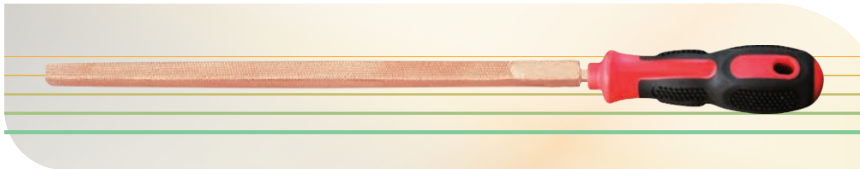
Code	Length-mm	g
129-150	150	105
129-200	200	190
129-250	250	255
129-300	300	375
129-350	350	565

File Round




Code	Length-mm	g
131-150	150	45
131-200	200	91
131-250	250	122
131-300	300	180
131-350	350	250

File Triangle




Code	Length-mm	g
128-150	150	100
128-200	200	115
128-250	250	125
128-300	300	160
128-350	350	205

File Square



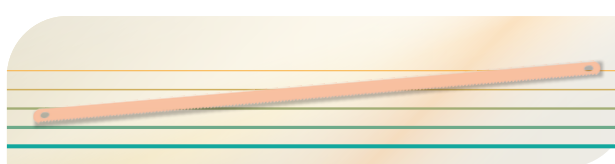
Code	Length-mm	g
132-A150	150	120
132-A200	200	130
132-A250	250	155
132-A300	300	202
132-A350	350	303

Hack Saw



Code	Length-mm	g
149-12	300	555

Hack Saw Blade




Code	Length-mm	g
149B	300	32

Non Sparking Tools




Chisel Hex Pointed



Code	Ø-mm	Length-mm	g
127-150	16	160	98
127-200	18	200	251
127-250	24	250	320
127-300	24	300	772

Chisel Hex Flat



Code	Ø-mm	Length-mm	g
126-160	12	160	98
126-200	18	200	251
126-250	24	250	320
126-300	24	300	772

Center Punches




Code	Ø-mm	Length-mm	g
147-04	4	150	85
147-05	5	150	95
147-06	6	150	115
147-07	7	150	135
147-08	8	175	155
147-10	10	175	236
147-12	12	200	305
147-13	13	255	1085

Parallel Pin Punches




Code	Ø-mm	Length-mm	g
148-03	3	110	15
148-04	4	110	50
148-06	6	115	95
148-08	8	120	115
148-10	10	145	180
148-12	12	160	260
148-14	14	180	380
148-16	16	200	600
148-18	18	225	960
148-20	20	225	1120

Pinch Bar



Code	Ø-mm	Length-mm	g
124-16	16	300	650
124-16	16	400	800
124-18	18	500	1090
124-20	20	600	1148
124-22	22	700	1700
124-24	24	800	2530
124-26	26	900	3200
124-28	28	1000	5193
124-30	30	1200	5320

Wrecking Bar




Code	Ø-mm	Length-mm	g
125-18	16	460	800
125-24	19	600	2200
125-30	22	760	2800
125-36	22	920	3300

Non Sparking Tools




Brass Ball Pein Hammer Fiber Handle




Code	Weight-GM	H Length-mm
193F-1	450	280
193F-2	950	340
193F-3	1350	400

Brass Sledge Hammer Fiber Handle



Code	Weight-LB	H Length-mm
190F-0A	0.5	350
190F-01	1	350
190F-02	2	400
190F-03	3	400
190F-04	4	450
190F-05	5	450
190F-06	6	800
190F-08	8	900
190F-10	10	900
190F-12	12	900
190F-14	14	900
190F-16	16	900
190F-20	20	900

Brass Mechanist Hammer Fiber Handle




Code	Weight-LB	H Length-mm
195F-05	1	280
195F-08	1.5	280
195F-10	2	340
195F-15	3	400

Brass Sledge Hammer Wooden Handle



Code	Weight-LB	H Length-mm
190W-0A	0.5	350
190W-01	1	350
190W-02	2	400
190W-03	3	400
190W-04	4	450
190W-05	5	450
190W-06	6	800
190W-08	8	900
190W-10	10	900
190W-12	12	900
190W-14	14	900
190W-16	16	900
190W-20	20	900

Brass Claw Hammer Fiber Handle



Code	Weight-Oz	H Length-mm
196-16	160Z	350



Non Sparking Tools



Brass Chipping Hammer Wooden Handle




Code	Weight-Oz	H Length-mm
192W-16	16	350

Brass Chipping Hammer Fiber Handle




Code	Weight-Oz	H Length-mm
192F-16	16	350

Copper Sledge Hammer Wooden Handle



Code	Weight-LB	H Length-mm
180W-0A	0.5	350
180W-01	1	350
180W-02	2	400
180W-03	3	400
180W-04	4	450
180W-05	5	450
180W-06	6	800
180W-08	8	900
180W-10	10	900
180W-12	12	900
180W-14	14	900
180W-16	16	900
180W-18	18	900
180W-20	20	900


Copper Sledge Hammer Fiber Handle



Code	Weight-LB	H Length-mm
180F-0A	0.5	350
180F-01	1	350
180F-02	2	400
180F-03	3	400
180F-04	4	450
180F-05	5	450
180F-06	6	800
180F-08	8	900
180F-10	10	900
180F-12	12	900
180F-14	14	900
180F-16	16	900
180F-18	18	900
180F-20	20	900



Torque Wrench



- Non-sparking Tools
- Beryllium Copper & Aluminum Bronze
- Die Forged ▪ GB/T 15729
- Used to precisely apply a specific torque to fasteners like bolts and nuts.

Code	C-inch	Torque N.m	H Length mm	Be-Cu g	Al-Cu g
309-1002	3/8"	100	310	600	540
309-1004	1/2"	260	490	1340	1210
309-1006	3/4"	450	560	2050	1930

Non Sparking Tools




Wedge Flange



Code	L-mm	B-mm	H-mm	g
123-1002	80	13	6	25
123-1004	100	50	10	201
123-1006	135	50	18	497
123-1008	150	40	8	200
123-1010	150	25	8	122
123-1012	150	25	13	205
123-1014	150	50	13	400
123-1016	180	32	13	305
123-1018	180	50	19	700
123-1020	200	20	30	490
123-1022	200	30	30	740
123-1024	200	40	40	1315
123-1026	200	50	12	500
123-1028	230	40	20	751
123-1030	250	40	30	1230
123-1032	300	50	40	2460

Allen Key



Code	Size-mm	Length-mm	g
132-2	2	10	16
132-3	3	10	20
132-4	4	11	25
132-5	5	20	28
132-6	6	27	32
132-7	7	45	34
132-8	8	50	36
132-9	9	77	38
132-10	10	90	40
132-11	11	126	42
132-12	12	145	45
132-14	14	160	105
132-15	15	170	115
132-16	16	180	125

Knife Putty



Code	Length1-mm	Length2-mm	g
173-25	25	200	95
173-40	40	200	95
173-50	50	200	95
173-65	65	200	95
173-75	75	200	95
173-100	100	200	95
173-150	150	250	145

Scraper Booth



Code	Size-mm	Length-mm	g
211-09	230	76	358

Common Knife



Code	Size-mm	Length-mm	g
202-10	250	145	125



Dustpan



Code	Length-mm	B-mm	g
197-150	150	130	130
197-200	200	200	335
197-270	270	250	635

Hand Brush



Code	Length-mm	Rows	g
196-350	350	4 x 9	150

Bucket




Code	Length-mm	B-mm	g
199-1004	270	248	1515

Pick Axe with handle



Code	Size-mm	Length-mm	g
194-01	900	360	2000




Code	L-mm	B-mm	H-mm	g
198-1004	990	240	418	1804

Hand Shovel

Hand Saw

Code	Length-mm	g
149C-28	700	1400



Stainless Steel Hand Tools



Double Open End Wrench



Code	Size MM	Length MM	g
8102S-0607	06x07	92	25
8102S-0709	07x09	96	28
8102S-0810	08x10	100	34
8102S-0911	09x11	110	50
8102S-1012	10x12	120	60
8102S-1214	12x14	130	75
8102S-1417	14x17	150	120
8102S-1719	17x19	170	150
8102S-1922	19x22	185	220
8102S-2224	22x24	210	312
8102S-2427	24x27	230	345
8102S-2528	25x28	236	365
8102S-2730	27x30	250	485
8102S-3032	30x32	265	610
8102S-3234	32x34	270	815
8102S-3236	32x36	300	885
8102S-3637	36x37	300	885
8102S-3638	36x38	330	1350
8102S-3641	36x41	330	1350
8102S-4146	41x46	360	1690

Combination Wrench

Din - 838



Code	Size MM	L - MM	g
8101S-6	6	105	18
8101S-7	7	120	40
8101S-8	8	120	40
8101S-9	9	135	45
8101S-10	10	135	45
8101S-11	11	150	65
8101S-12	12	150	65
8101S-13	13	175	90
8101S-14	14	175	90
8101S-15	15	195	140
8101S-16	16	195	140
8101S-17	17	195	140
8101S-18	18	215	180
8101S-19	19	215	180
8101S-20	20	215	180
8101S-21	21	245	280
8101S-22	22	245	280
8101S-23	23	265	320
8101S-24	24	265	320
8101S-25	25	265	320
8101S-26	26	290	430
8101S-27	27	290	430
8101S-30	30	320	530
8101S-32	32	340	780
8101S-34	34	360	960
8101S-36	36	360	960
8101S-38	38	430	1300
8101S-41	41	430	1300
8101S-46	46	480	1760
8101S-50	50	520	2020
8101S-55	55	560	2000
8101S-60	60	565	2920
8101S-65	65	595	3440


Adjustable Wrench



Code	Size MM	Length MM	g
8115S-1002	100	13	40
8115S-1004	150	18	145
8115S-1006	200	24	265
8115S-1008	250	30	410
8115S-1010	300	36	650
8115S-1012	375	46	1410
8115S-1014	450	55	2070
8115S-1016	600	65	4705


Stainless Steel
Non Magnetic Tools

Stainless Steel Hand Tools




Open End Wrench



Code	Size mm	Length MM	 g
8103S-8	8	95	40
8103S-10	10	105	50
8103S-12	12	125	65
8103S-14	14	140	95
8103S-17	17	160	105
8103S-19	19	170	130
8103S-22	22	195	170
8103S-24	24	220	190
8103S-27	27	240	285
8103S-30	30	260	320
8103S-32	32	275	400
8103S-34	34	290	455
8103S-36	36	310	530
8103S-41	41	345	615
8103S-46	46	375	950


Striking Open Wrench




Code	Size MM	Length MM	 g
8106S-17	17	125	150
8106S-19	19	125	150
8106S-22	22	135	195
8106S-24	24	150	245
8106S-27	27	175	335
8106S-30	30	190	435
8106S-32	32	190	515
8106S-36	36	210	800
8106S-41	41	230	955
8106S-46	46	250	1225
8106S-50	50	275	1560
8106S-55	55	305	1850
8106S-60	60	315	2190
8106S-65	65	335	3060

Double Box Offset Wrench



Code	Size MM	Length MM	 g
8107S-0507	5.5x7	115	22
8107S-0607	6x7	115	25
8107S-0709	7x9	130	40
8107S-0810	8x10	130	45
8107S-0911	9x11	140	55
8107S-1011	10x11	140	65
8107S-1012	10x1 2	140	65
8107S-1213	12x13	160	80
8107S-1214	12x14	160	80
8107S-1417	14x17	220	205
8107S-1618	16x18	220	220
8107S-1719	17x19	250	225

Code	Size MM	Length MM	 g
8107S-1722	17x22	250	290
8107S-1819	18x19	250	295
8107S-1922	19x22	280	270
8107S-1924	19x24	310	310
8107S-2123	21x23	285	285
8107S-2126	21x26	320	410
8107S-2224	22x24	310	410
8107S-2427	24x27	340	400
8107S-2430	24x30	350	450
8107S-2528	25x28	350	550
8107S-2632	26x32	370	600
8107S-2730	27x30	360	520
8107S-3032	30x32	380	630
8107S-3036	30x36	405	1145
8107S-3234	32x34	400	1080
8107S-3236	32x36	405	1145
8107S-3436	34x36	420	1165
8107S-3641	36x41	445	1600

Stainless Steel Hand Tools



Single Box Wrench



Code	Size MM	Length MM	g
8109S-8	8x10	110	40
8109S-10	10x12	120	50
8109S-12	12x14	130	65
8109S-14	14x17	140	90
8109S-17	17x19	155	105
8109S-19	19x22	170	130
8109S-22	22x24	190	175
8109S-24	24x27	215	220
8109S-27	27x30	230	270
8109S-30	30x32	255	370
8109S-32	32x36	265	425
8109S-36	36x41	295	550
8109S-41	41x46	330	825
8109S-46	46x70	365	1120

Striking Box Wrench



Code	Size MM	Length MM	g
8113S-17	17x19	145	210
8113S-19	19x22	145	210
8113S-22	22x24	155	235
8113S-24	24x27	165	235
8113S-27	27x30	175	350
8113S-30	30x32	185	475
8113S-32	32x34	185	490
8113S-34	34x36	200	540
8113S-36	36x38	205	580
8113S-38	38x41	215	680
8113S-41	41x46	225	755
8113S-46	46x50	235	990
8113S-50	50x55	250	1145
8113S-55	55x60	265	1440
8113S-60	60x65	274	1620
8113S-65	65x70	298	1995

Hex Key Wrench



Code	Size MM	Length MM	g
8120S-1.5	2	59	8
8120S-2	2	59	8
8120S-2.5	3	59	8
8120S-3	3	59	8
8120S-4	4	65	10
8120S-5	5	79	16
8120S-6	6	85	25
8120S-7	7	88	34
8120S-8	8	92	50
8120S-9	9	97	61
8120S-10	10	110	82
8120S-11	11	119	100

Code	Size MM	Length MM	g
8120S-12	12	130	145
8120S-13	13	140	180
8120S-14	14	150	211
8120S-15	15	156	260
8120S-16	16	162	300
8120S-17	17	168	370
8120S-18	18	173	450
8120S-19	19	177	490
8120S-21	21	184	652
8120S-22	22	186	675
8120S-24	24	192	825
8120S-25	25	200	925
8120S-26	26	206	1025
8120S-27	27	213	1220
8120S-28	28	222	1350
8120S-30	30	240	1615
8120S-32	32	266	2065
8120S-36	36	294	2905
8120S-41	44	320	4120

Stainless Steel Hand Tools



Locking Plier



Code	Size MM	Length MM	D MM	g
8307S-1002	10"	225	40	480

Combination Plier



Code	Size MM	H Lenght MM	g
8301S-1002	6	150	180
8301S-1004	7	175	355
8301S-1006	8	200	465
8301S-1008	10	250	550

Slip Joint Plier



Code	Size MM	L MM	K max MM	g
8305S-1002	10"	250	32	365

Diagonal Cutter



Code	Size MM	H Lenght MM	g
8303S-1002	6	150	245
8303S-1004	8	200	410

Pipe Wrench (American Type)




Code	Size MM	Length MM	g
8117S-1002	200	25	420
8117S-1004	250	30	735
8117S-1006	300	40	1050
8117S-1008	350	50	1315
Aluminium Handle			
8117S-1010	450	60	1500
8117S-1012	600	75	2300
8117S-1014	900	85	3700
8117S-1016	1200	110	8000

Long Nose Plier



Code	Size MM	H / L MM	H/L ₁ MM	g
8304S-1002	6	150	54	190
8304S-1004	8	200	74	335

Stainless Steel Hand Tools



Flat Chisel



Code	L MM	cD MM	B MM	g
8604S-1002	160	14	14	175
8604S-1004	160	16	16	231
8604S-1006	160	18	18	295
8604S-1008	200	18	18	382
8604S-1010	200	20	20	473
8604S-1012	250	24	24	822
8604S-1014	300	24	24	1025
8604S-1016	300	25	25	1302
8604S-1018	400	25	25	1502
8604S-1020	500	25	25	1903
8604S-1022	500	30	30	2730

Pinch Bar



Code	L MM	cD MM	B MM	g
8603S-1002	500	16	16	800
8603S-1004	500	18	18	1050
8603S-1006	500	20	20	1300
8603S-1008	500	22	22	1570
8603S-1010	600	25	25	2350
8603S-1012	800	25	25	3250
8603S-1014	1000	30	30	5600

Center punch



Code	Length MM	Rod-Th	g
SS404-05	125	16	-

Pry Bar



Code	Length MM	g
8619S-1002	450	970
8619S-1004	500	1100
8619S-1006	600	1250
8619S-1008	700	1500
8619S-1010	750	1650
8619S-1012	800	1700
8619S-1014	900	1900

1/2" Socket Set



Code	8513S
Size Inch	1/2" DR - 24 pcs set
Socket Size	10, 11, 12, 14, 15, 16, 17, 18 19, 21, 22, 23, 24, 27, 30, 32 mm
Ratchet Size	245 mm
Sliding T-Handle	250 mm
Speed Handle	400 mm
Driver Extension	125, 250 mm
Universal Joint	80 mm
Packing	Case

Stainless Steel Hand Tools



Ball Pein Hammer



Code	H-g	Lenght MM	g
8401S-1002	230	280	340
8401S-1004	340	280	450
8401S-1006	450	310	680
8401S-1008	680	340	910
8401S-1010	910	350	1130
8401S-1012	1130	400	1400

Claw Hammer



Code	H-g	H Lenght MM	g
8406S-1002	230	280	500
8406S-1004	450	300	1000
8406S-1006	680	330	1500

Mechanist Hammer



Code	H-g	H Lenght MM	g
8403S-1002	500	310	500
8403S-1004	1000	340	1000
8403S-1006	1500	400	1500
8403S-1008	2000	400	2000

Sledge Hammer




Code	H-g	H / L MM	g
8407S-1002	450	310	450
8407S-1004	1000	400	1000
8407S-1006	1400	400	1400
8407S-1008	1500	400	1500
8407S-1010	1800	400	1800
8407S-1012	2000	400	2000
8407S-1014	2200	400	2200
8407S-1016	2500	700	2500
8407S-1018	2700	700	2700

3/4" Socket Set



Code	8512S
Size Inch	1/2" DR - 17 pcs set
Socket Size	10, 11, 12, 14, 17, 19 22, 24, 27, 30, 32 mm
Ratchet Size	245 mm
Sliding T-Handle	250 mm
Speed Handle	400 mm
Driver Extension	125, 250 mm
Packing	Case

Stainless Steel Hand Tools




Socket - 3/4"



Code	Size MM	Length MM	g
8503S-17	17	50	245
8503S-19	19	50	245
8503S-21	21	55	265
8503S-22	22	55	265
8503S-24	24	55	305
8503S-26	26	55	305
8503S-27	27	55	310
8503S-29	29	55	335
8503S-30	30	60	350
8503S-32	32	60	465
8503S-34	34	60	480
8503S-35	35	60	500
8503S-36	36	60	510
8503S-38	38	60	550
8503S-41	41	65	660
8503S-46	46	65	760
8503S-50	50	70	900

Socket - 1/2"



Code	Size MM	Length MM	g
8501S-6	6	40	75
8501S-7	7	40	77
8501S-8	8	40	77
8501S-9	9	40	78
8501S-10	10	40	78
8501S-11	11	40	79
8501S-12	12	40	79
8501S-13	13	40	80
8501S-14	14	40	80
8501S-15	15	40	94
8501S-16	16	40	94
8501S-17	17	40	94
8501S-18	18	42	94
8501S-19	19	42	110
8501S-20	20	42	120
8501S-21	21	43	125
8501S-22	22	43	130
8501S-23	23	43	150
8501S-24	24	43	165
8501S-25	25	43	180
8501S-26	26	43	200
8501S-27	27	46	215
8501S-28	28	46	225
8501S-29	29	46	235
8501S-30	30	46	250
8501S-32	32	46	295

C Clamps





Code	Size	g
8616S-1002	50	900
8616S-1004	75	1100
8616S-1006	100	1400
8616S-1008	150	2000
8616S-1010	200	2700
8616S-1012	250	3500
8616S-1014	300	4300

Stainless Steel
Non Magnetic Tools

Max Tools Quality Guarantee

Construction, Electrical
and Pipe Fitting Tools





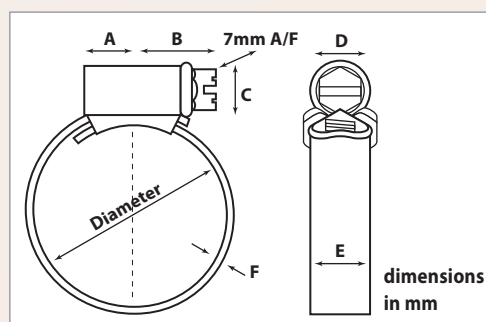
Max Tools Quality Guarantee

Hose Clips - Stainless Steel

Code	Size	Diameter MM	Diameter Inch
329-12	OOO	9.5 - 12	3/8 - 1/2
329-16	MOO	11 - 16	1/2 - 5/8
329-20	OO	13 - 20	1/2 - 3/4
329-22	O	16 - 22	5/8 - 7/8
329-25	OX	18 - 25	3/4 - 1
329-30	1A	20 - 30	7/8 - 1 1/8
329-35	1	25 - 35	1 - 1 3/8
329-40	1X	30 - 40	1-1/8 - 1-5/8
329-45	1M	32 - 45	1-3/8 - 1-3/4
329-50	2A	35 - 50	1-3/8 - 2
329-55	2	40 - 55	1-5/8 - 2-1/8
329-60	2X	45 - 60	1-3/4 - 2-3/8
329-70	3	55 - 70	2 - 2-3/4
329-80	3X	60 - 80	2-3/8 - 3-1/8
329-90	4	70 - 90	2-3/4 - 3-1/2
329-100	4X	85 - 100	3-3/8 - 4
329-120	5	90 - 120	3-1/2 - 4-3/4
329-140	6	110 - 140	4-3/8 - 5-1/2
329-160	6X	120 - 150	5-1/8 - 6-1/4
329-180	7	135 - 165	5-7/8 - 7-1/8
329-200	7-1/2	158 - 190	6-5/8 - 7-7/8
329-220	8-1/2	184 - 216	7-1/2 - 8-5/8
329-240	9-1/2	210 - 242	8-1/4 - 9-1/2
329-260	10-1/2	235 - 267	9 - 10-1/4
329-280	11-1/2	260 - 292	9-7/8 - 11
329-300	12-1/2	286 - 318	10-5/8 - 11-3/4
329-320	60	290 - 320	11-3/8 - 12-1/2
329-340	70	310 - 340	12-1/4 - 13-3/8
329-360	80	330 - 360	13 - 14-1/8
329-380	90	350 - 380	13-3/4 - 15

Hose Clips GI

Code	Size	Diameter MM	Diameter Inches
329G-12	OOO	9.5 - 12	3/8 - 1/2
329G-16	MOO	11 - 16	1/2 - 5/8
329G-20	OO	13 - 20	1/2 - 3/4
329G-22	O	16 - 22	5/8 - 7/8
329G-25	OX	18 - 25	3/4 - 1
329G-30	1A	20 - 30	7/8 - 1 1/8
329G-35	1	25 - 35	1 - 1 3/8
329G-40	1X	30 - 40	1-1/8 - 1 5/8
329G-45	1M	32 - 45	1-3/8 - 1 3/4
329G-50	2A	35 - 50	1 3/8 - 2
329G-55	2	40 - 55	1-5/8 - 2 1/8
329G-60	2X	45 - 60	1-3/4 - 2 3/8
329G-70	3	55 - 70	2 - 2 3/4
329G-80	3X	60 - 80	2-3/8 - 3 1/8
329G-90	4	70 - 90	2-3/4 - 3 1/2
329G-100	4X	85 - 100	3-3/8 - 4
329G-120	5	90 - 120	3-1/2 - 4 3/4
329G-140	6	110 - 140	4-3/8 - 5 1/2
329G-160	6X	120 - 150	5-1/8 - 6 1/4
329G-180	7	135 - 165	5-7/8 - 7 1/8
329G-200	7-1/2	158 - 190	6-5/8 - 7 7/8
329G-220	8 1/2	184 - 216	7-1/2 - 8 5/8
329G-240	9 1/2	210 - 242	8-1/4 - 9 1/2
329G-260	10 1/2	235 - 267	9 - 10 1/4
329G-280	11 1/2	260 - 292	9-7/8 - 11
329G-300	12 1/2	286 - 318	10-5/8 - 11 3/4
329G-320	60	290 - 320	11-3/8 - 12 1/2
329G-340	70	310 - 340	12-1/4 - 13 3/8
329G-360	80	330 - 360	13 - 14 1/8
329G-380	90	350 - 380	13 3/4 - 15



Size mm	A mm	B mm	C mm	D mm	E mm	F mm	F mm	Recommended Setting Torque NM lb-in
12-20	7	14	10	12	9	0.7	0.7	3.0 26
22-45	8	15	12	15	13	0.9	0.9	5.0 45
50+	12	20	12	16	13	0.9	0.9	6.0 54

Max Tools Quality Guarantee




Seaming Plier



Code	Length	Open	kg
332E	11"- 275 mm	60 mm	1.600

Seaming Plier



Code	Length	Open	kg
332F	11"- 275 mm	60 mm	1.600

Seaming Plier



Code	Length	Open	kg
332G	11"- 275 mm	60 mm	1.700

Seaming Plier



Code	Length	Open	kg
332H	11"- 275 mm	60 mm	0.00

7 Needle Nose Plier



Code	Size	Description
303LR-11	Size-11"	90° Degree
303LS-11	Size-11"	S Shaped
303LB-11	Size-11"	45° Degree
303LN-11	Size-11"	Straight
303BC-11	Size-11"	Big Circle
303MC-11	Size-11"	Medium Circle
303SC-11	Size-11"	Small Circle

Hand Tools

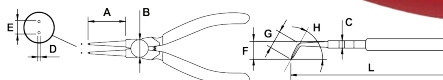


Circlip Plier Straight Inner




Code	Length	A	B	C	D	E	kg
333S-125	125	36	23	8.5	1.2	1.2	0.105
333S-175	175	43	25	9.5	1.8	1.8	0.140
333S-225	225	55	29	11	2.4	2.4	0.280
333S-325	325	75	37	13	3.1	3.1	0.470

Circlip Plier Bent Inner



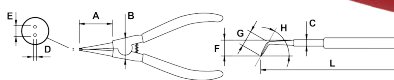
Code	Length	A	B	C	D	E	kg
333B-125	125	30	22	8.5	1.3	1.2	0.105
333B-175	175	37	25	9.5	1.8	1.8	0.140
333B-225	225	37	28	11	2.2	2.4	0.280
333B-325	325	49	37	14	3.2	3.1	0.490

Circlip Plier Straight External



Code	Length	A	B	C	D	E	kg
334S-125	125	36	16	8.5	1.2	17	0.100
334S-175	175	44	18	9.5	1.8	19	0.145
334S-225	225	50	24	11	2.2	21	0.270
334S-325	325	70	27	13	2.9	25	0.420

Circlip Plier Bent External




Code	Length	A	B	C	D	E	kg
334B-125	125	28	16	9.0	1.3	17	0.100
334B-175	175	33	18	10.0	1.7	19	0.150
334B-225	225	35	25	11	2.1	21	0.270
334B-325	325	48	28	13	3	25	0.420

Circlip Plier Set



Code	Length	Range	kg
337-S4	160	10-50	0.200

Wire Rope Crimper



Code	Crimping Size	Cutting Ability	H Length
MHS-15	1.5 - 3.5	3.5	380
MHS-24	1.5 - 5	5	600




Wire Stripper



Code	Length	Cap mm ²	
335-A6	170	0.34-6	0.360




Code	Length	Cap mm ²	
335-D6	210	0.2-6	0.300



Code	Length	Cap mm ²	
335-B6	172	0.2-4	0.360




Code	Length	Capacity MM ²	
335E 06	125	0.8 to 6	0.15




Code	Length	Cap mm ²	
335-C6	160	0.75-6	0.190



Code	Length	Cap mm	
335-N7	170	0.6 to 2.6	0.190


Wire Twist Plier



Code	Length	Capacity	
337T-06	150	0.3 to 7	0.42
337T-09	220	0.3 to 7	0.42

Wire Crimping & Striping Plier



Code	Length	Cap mm ²	
335-09	220	0.75-6	0.175

Hand Tools



Nose Grip Plier



Code	Length	A	B	kg
331-07	180	8	19	0.185
331-09	225	10	34	0.360

Vice Grip Plier



Code	Length	A	B	C	kg
330-05	125	31	22	10	
330-07	180	41	47	10	0.360
330-10	250	47.6	50	16	0.550

Lock Grip Pliers Flat



Code	Length	A	B	C	kg
332A-10	250	80	42	17	0.600

Lock Grip Pliers Jaw



Code	Length	A	B	kg
332B-10	250	70	26	0.600

Hose Crimping




Code	Length	A	B	kg
332D-10	250	11	14	0.540

Chain Grip Plier



Code	Length	Chain Length	kg
332C-10	250	450	0.930

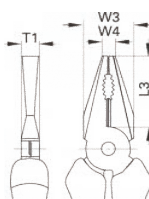
Clamp Grip Plier



Code	Length	A	B	C	D	kg
332-09	225	55	55	5.0	15	0.270
332-11	275	70	95	6.0	45	0.800
332-18	450	250	100	12	120	1.450

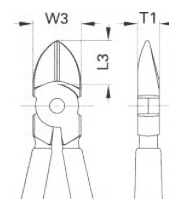


Combination Plier



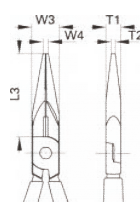
Code	Length	L ₃	W ₃	W ₄	T ₁	kg
301-6	160	34	23.0	5.8	8.8	0.218
301-7	180	38	27.0	6.4	9.8	0.280
301-8	200	42	29.5	7.4	10.5	0.363

Side Cutting Plier



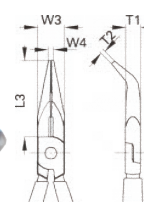
Code	Length	L ₃	W ₃	T ₁	Ø	kg
302-6	160	16.0	17.0	8.5	1,6	0.146
302-7	180	18.5	19.5	9.5	1,6	0.176
302-8	200	19.0	22.0	10.0	1,6	0.230

Long Nose Plier



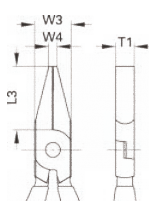
Code	Length	L ₁	W ₃	W ₄	T ₁	T ₂	kg
303-6	160	42.0	15.0	2.5	7.8	2.0	0.125
303-7	180	50.0	16.5	3.2	9.0	2.5	0.166
303-8	200	75.7	18.5	3.7	9.5	2.8	0.225

Bend Nose Plier



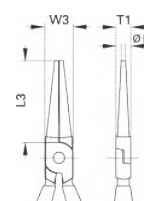
Code	Length	L ₁	W ₃	W ₄	T ₁	T ₂	kg
303B-6	160	46.0	16.5	3.2	9.0	2.5	0.163
303B-8	200	70.5	18.5	3.7	9.5	2.8	0.225

Flat Nose Plier



Code	Length	L ₃	W ₃	W ₄	T ₁	kg
303F-6	160	51	16.5	3.4	9	0.170

Round Nose Plier



Code	Length	L ₃	W ₃	W ₄	T ₁	kg
303R-6	160	48	16.5	2.5	8.7	0.150

Code	Length	L ₃	W ₃	W ₄	T ₁	kg
------	--------	----------------	----------------	----------------	----------------	----

301F-10	250	43.8	33.5	7	14.3	0.520
301F-12	300	49.5	39	8.5	14.3	0.685

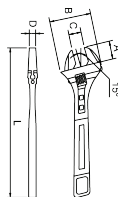
Fencing Plier



Hand Tools

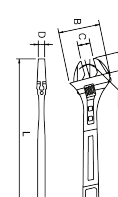


Adjustable Spanner



Code	Length	A	B	C	D	kg
307-04	100	13	34	13	5.5	0.70
307-06	150	20	47	19	6.5	0.150
307-08	200	25	55	24	7.0	0.280
307-10	250	30	70	29	8.5	0.500
307-12	300	35	85	33	10	0.850
307-15	375	44	105	45	13	1.200
307-18	450	50	120	55	14	2.000
307-24	600	60	120	60	15	3.100
307-30	750	75	180	85	17	5.600

Adjust. Spanner Rubber Grip



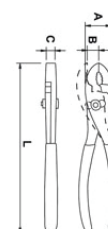
Code	Length	A	B	C	D	kg
307R-06	150	20	47	19	6.5	0.180
307R-08	200	25	55	24	7.0	0.330
307R-10	250	30	70	29	8.5	0.600
307R-12	300	35	85	33	10	0.900

S S Cable Tie Plier



Code	Length A	Length B	Tie mm	W Thickness
M450-03	120	210	4.6-12	UP to 12

Slip Joint Plier



Code	Length	A	B	C	kg
304-06	150	29	3	10	0.200
304-08	200	31	8	10	0.275
304-10	250	39	8	12	0.430

Hog Ring Plier



Code	Length-A	Length-B	Length-C	kg
301HG-07	176	210	150	0.640

Ties Pliers

For faster & automatic cutting with adjustable binding presser






Code	Length	Ties mm	W-Thickness	kg
336	160	2.22 to 4.8	up to 1.6	0.290

Max Tools Quality Guarantee



SS Cable Tie Plier

- **High Quality Cable Ties :**
All the materials selected for the cable tie are UV resistant 304 Grade Stainless Steel. High quality ensure antioxidative, anticaustic, uviofast, high temperature resistant, cold resistant.
- **Operation Temperature :** -80°C~+ 538°C.
- **A Good Help Tool :**
Works only with narrow width Stainless Steel Cable Ties
Cut off stainless steel cable ties easily and cleanly without sharp edges, Suitable for tensioning and cutting most stainless steel cable ties width up to 12mm & thickness 0.3mm.
- **Easy To Use :**
You simply need to load the gun with a tie and then squeeze the handle to quickly fasten the Stainless Cable Tie. Not only are these guns good for projects that include needing to tie multiple wires together, but it works for projects that involve using a Cable Tie on a single wire as well.
- **WIDE APPLICATIONS :**
Stainless Steel Self Locking Zip Tie Perfect Universal Application For Automotive Parts, Home Repair, Computer Repair, Etc.
- **GREAT VALUE :**
In this kit, You will get 1pcs Stainless Steel Cable Tie Gun with 30 pcs Stainless Steel Locking Metal Cable Zip Ties. Including
 - 10 pcs : 100 mm (4 inch)
 - 10 pcs : 150 mm (6 inch)
 - 10 pcs : 200 mm (8 inch)




MAX[®] SS Cable Tie Plier & Clamps

CLAMPS

For wood working & metal working applications



Average clamping force of 300 - 800 kg (600 - 1760lbs). Guaranteed unbreakable malleable iron frame with a fast action twin start rolled acme thread. The steel swivel shoe applies an even pressure, even on angled surfaces, whilst the tommy bar will bend before the frame can become over-stressed.



Steel swivel shoe applies an even pressure, even on angled work surfaces

Fast action twin start rolled acme thread

Guaranteed unbreakable malleable iron frame

Tommy bar will bend before the frame can become over-stressed

Hand Tools



Chain Pipe Wrench



Code	Size	Chain L	Handle L	H Dimension	kg
342-4	4"	700	900	25	6.750
342-6	6"	800	1000	25	7.650
342-8	8"	900	1200	28	9.100
342-10	10"	1000	1300	28	9.800
342-12	12"	1100	1400	28	10.520

Chain Wrench



Code	Hand-L	Chain-L	Pipe Cap.	kg
341-9	225	280	25	0.450
341-12	300	390	50	0.800
341-18	450	500	60	2.700

Strap Wrench Belt Type



Code	Hand-L	Strap-L	Strap-W	kg
340-09	225	300	12	0.350
340-12	300	425	12	0.500

Manhole Cover Lifting Key



Code	Length	kg
343M-50	10 x 500	0.450
343M-65	10 x 650	0.530
343M-80	10 x 800	0.640

Strap Wrench Rubber



Code	Size
340R-K2	6" , 8"

Basin Wrench



- 11" (280) Adjustable Wrench Sink Basin faucet Tap 280mm
- Mtr. - Carbon Steel

Code	Length	Capacity	kg
343	280	10-30	0.490

Basin Wrench Extendable



- Box Section extending shank with spring loaded retainer spring loaded
- Forged jaw swivel 180 degree

Code	Length	Capacity	kg
343A	460	10-30	0.700



Pipe Wrench Aluminium



Code	Length	A	kg
310-10	250	35	0.460
310-12	300	44	0.640
310-14	350	48	0.860
310-18	450	60	1.380
310-24	600	76	2.230
310-36	900	100	3.970
310-48	1200	145	7.750

Pipe Wrench



Code	Length	A	kg
309-06	150	13	0.100
309-08	200	27	0.297
309-10	250	35	0.584
309-12	300	44	0.760
309-14	350	48	1.097
309-18	450	60	1.691
309-24	600	76	2.825
309-36	900	100	6.995
309-48	1200	145	11.125

Pipe Wrench Telescopic




Code	Length	Ext. Length	Clamp Dia	Max Torq N.M	kg
309T-14	345	435	60	1800	1.000
309T-18	500	700	80	2600	1.800
309T-24	560	800	95	3800	2.200
309T-36	775	1120	108	6200	4.400
309T-48	885	1285	152	9800	7.000

Swedish Type Pipe Wrench



Code	Length	B	kg
306-1	320	48	0.800
306-1.5	420	60	1.400
306-2	550	82	2.240

Auto Wrench (Motor Wrench)



Code	Length	A	B	kg
308-09	228	33	65	0.500
308-11	280	45	80	0.850
308-15	380	45	85	1.550

Water Pump Plier



Code	Length	A	B	C	D	kg
305-06	150	28	28	25	7	0.165
305-08	200	30	37	31	10	0.300
305-10	250	37	41	47	12	0.450
305-12	300	48	48	49	13	0.650
305-16	400	70	60	85	12	1.300

Hand Tools



Copper Tube Cutter



Code	Cutting Cap	kg
380-022	3 - 22 mm	0.120

Copper Tube Cutter



Code	Cutting Cap	kg
380-035	3 - 32 mm	0.300

Pex Pipe Cutter



Code	Length	kg
380-064	6 - 64 mm	0.750
380-110	50 - 110 mm	1.250



Code	Cutting Cap	kg
380-035	3 - 32 mm	0.350

GI Pipe Cutter



Code	Size	kg
381-02	1/8"-2"	3.200
381-03	1"-3"	5.000

Pipe Cutter Wheel



Code	Size
382-2	1/8"-2"
382-3	1"-3"
382-4	2"-4"



Code	Size	kg
381-04	2"-4"	8.000

Max Tools Quality Guarantee



Hinged Pipe Cutter

Product Description

- Designed for rapid cutting of 1" through 8" steel pipe, heavy-wall steel pipe and cast-iron pipe.
- The cutters operate with minimal cutter rotation (90-110 degree) as necessary for tight quarters.
- During cutting operation, there is no sparks, serving jobs with such special requirements.
- Portable and light weight, easy for transportation.
- Suitable to cut steel pipe, cast iron Pipe, galvanized pipe, ductile iron pipe and black iron pipe stainless steel pipe.



Code - 381S



Code	For Steel Pipe		For Cast Iron Pipe		For Stainless Steel Pipe		Weight kg
	Pipe Size	Wall Thickness (mm)	Pipe Size	Wall Thickness (mm)	Pipe Size	Wall Thickness (mm)	
381S-2	1"-2½"	2.77-5.16 (SCH10/SCH40)	1"-2½"	4.55-7.01 (SCH80)	1"-2½"	2.77-5.16 (SCH10/SCH40)	6
381S-4	2"-4"	2.77-6.02 (SCH10/SCH40)	2"-4"	5.54-8.56 (SCH80)	2"-4"	2.77-6.02 (SCH10/SCH40)	9
381S-6	4"-6"	3.05-7.11 (SCH10/SCH40)	4"-6"	8.56-10.97 (SCH80)	4"-6"	3.05-7.11 (SCH10/SCH40)	11
381S-8	6"-8"	3.40-8.18 (SCH10/SCH40)	6"-8"	8.90-11.40 (SCH80)	6"-8"	3.05-7.80 (SCH10/SCH40)	23



Max Tools Quality Guarantee



Code - 381S-14




Low Clearance Rotary Cutter

Product Description

- The low profile design of H14S cutter needs only 5" (127 mm) clearance for up to 14 inch pipe diameter.
- Safe, clean, straight cuts are easy with these manual-operated cutters.
- Cold cut large diameter steel, stainless steel pipe in close quarters.
- 381S cutter is supplied with a slip-on handle that is used to turn and tighten the cutter.
- With good leverage from the tool's long handle, pipe-snaps off squarely before the cutter wheels penetrate halfway through the pipe.
- Provides a square cut and can be used in close quarters anywhere in the ditch, underwater, in noise-free zones, over head, in racks of pipes, etc.
- 381S operates with minimal cutter rotation (45 degree).
- Suitable to cut steel pipe, cast iron Pipe, galvanized pipe, ductile iron pipe and black iron pipe stainless-steel pipe.

Code	For Steel Pipe		For Cast Iron Pipe		For Stainless Steel Pipe	
	Pipe Size	Wall Thickness (mm)	Pipe Size	Wall Thickness (mm)	Pipe Size	Wall Thickness (mm)
381S-10	10"	3.40-9.27 (SCH10/SCH40)	6"-10"	10.97-15.06 (SCH80)	6"-10"	3.40-9.27 (SCH10/SCH40)
381S-14	14"	4.19-19.05 (SCH10/SCH40)	10"-14"	15.06-19 (SCH80)	10"-14"	4.19-19.05 (SCH10/SCH40)

Hinged Pipe Cutter Blade



Code Size Code Size

382S-02	1/8" - 2"	382S-08	6 - 8"
382S-04	2 - 4"	382S-14	10 - 14"
382S-06	4 - 6"		



Max Tools Quality Guarantee



Low Clearance Rotary Pipe Cutter

Product Description

- The low profile design of H18S pipe cutter needs only 5 inch (127 mm) clearance for up to 18 inch pipe diameter.
- Safe, clean, straight cuts are easy with these manual-operated pipe cutters. No debris when cutting process.
- Cold cut large diameter steel pipe in close quarters. No spark, no big heat.
- 381S pipe cutter is supplied with a slip-on handle that is used to turn and tighten the cutter.
- With good leverage from the tool's long handle pipe snaps off squarely before the cutter wheels penetrate halfway through the pipe.
- Provides a square cut and can be used in close quarters anywhere – in the ditch, underwater, in noise-free zones overhead, in racks of pipes, etc.
- 381S operates with minimal cutter rotation (45°).
- Suitable to cut steel pipe, galvanized pipe and black iron pipe.



Code - 381S-18



Code - 381S

For Steel, Galvanized and Black Iron Pipe	
Pipe Size	Wall Thickness (mm)
14"-18"	7.93 - 19.05 (SCH20/SCH60)

For Cast Iron Pipe	
Pipe Size	Wall Thickness (mm)
14"-18"	19.05 - 23.8 (SCH80)

For Stainless Steel Pipe	
Pipe Size	Wall Thickness (mm)
14"-18"	7.93 - 19.05 (SCH20/SCH60)



Max Tools Quality Guarantee



Code - 381S-22



Rotary Cutter

Product Description

- 381S rotary pipe cutter is designed for needs only 5 inch (127 mm) clearance for up to 22 inch pipe diameter.
- Safe, clean, straight cuts are easy with these manual operated pipe cutters. No debris when cutting process.
- Cold cut large diameter steel pipe in close quarters. No spark, no big heat.
- 381S rotary pipe cutter is supplied with a slip-on handle that is used to turn and tighten the cutter.
- With good leverage from the tool's long handle pipe snaps off squarely before the cutter wheels penetrate halfway through the pipe.
- Provides a square cut and can be used in close quarters anywhere – in the ditch, underwater in noise-free zones, overhead, in racks of pipes, etc.
- 381S operates with minimal cutter rotation (45 degree).
- Suitable to cut steel pipe, galvanized pipe and black iron pipe.

Code	For Steel Pipe		For Cast Iron Pipe		For Stainless Steel Pipe	
	Pipe Size	Wall Thickness (mm)	Pipe Size	Wall Thickness (mm)	Pipe Size	Wall Thickness (mm)
381S-22	20"-22"	6.35-15.06 (SCH10 / SCH40)	18"-22"	19.05-23.8 (SCH80)	18"-22"	6.35-15.06 (SCH10 / SCH40)





Bender Former



Code	Size mm
379B-20	20
379B-25	25
379B-32	32

Guide



Code	Size	kg
451G-20A	Guid 20-25	0.090
451G-21A	Guid 20-25	0.090
452G-25B	Guid 25-32	0.120
452G-32B	Guid 25-32	0.120

Solid Dies



Code	Size	kg
451D-20A	20-25	0.090
451D-25A	20-25	0.090
452D-25B	25-32	0.120
452D-32B	25-32	0.120

Screw for Die Handle



Code	Screw Size	kg
451S-2025	for 20-25	0.120
452S-2025	for 25-32	0.140

Baby Vice



Conduit Pipe Bender



Model - 379-2032

Size mm	Length of Body	Working Height	Length of Support	kg
20, 25, 32	101 cm	0.81	0.87	24.000

Conduit Pipe Threading Set



Code	Size mm	kg
451-2025	20-25	1.700
452-2532	25-32	2.170



Max Tools Quality Guarantee



Hydraulic Pipe Bender

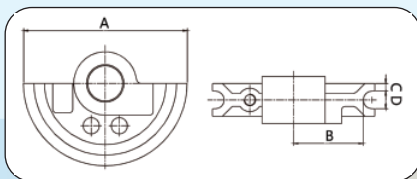
Hydraulic Tube Bending is suitable for Common Water pipe, Wire pipe Carbon Steel pipe, Thick-wad conduit tube bend the angle with 90°

Code	SWG	
Model	SWG-2A	SWG-3B
Work Pressure	44 Mpa	59Mpa
Work Extent	250 mm	329 mm
Bending Angle	$\pi/2 \leq \alpha \leq \pi$	
Bends Radius	4D	
Pipe Diameter	21.3 - 60	21.3 - 60
		75.5 - 88.5
	2.75 - 4.5	2.75-4.5, 4-6
Weight	58 kg	120 kg
Packing Dimension	75 × 39 × 23 cm	94 × 46 × 29 cm

Manual Tube Bender



An ideal tools for accurate bending of mild steel tubes up to 180°, Ø10-25mm wall thickness 0.8-2.0mm



Code

MTB-25

- It is mounted solidly onto the bench and comes with extension handle and 7 x 180° bending shoes included. the bending shoes can be changed in seconds and the small roller is adjustable for pressure by moving the thumb screw inside the main arm.
- All dies are made of steel and nearly unbreakable.
- Comes delivered in a heavy duty moulded plastic carry case with handle.
- Optimum bending results without deformation or ripples.
- Universal applications : U-bends counter-bends, swan-neck bends and connecting bends possible at all levels.
- Top quality, precise and simple to use.



Sturdy Plastic Case



Bending Shoe Size (Inch)	A (MM)	A (MM)	C (MM)	D (MM)	Wall Thickness of Standerd Steel Pipe Stainless Steel Pipe (MM)	Wall Thickness of Standerd Copper Tubes (MM)
3/8"	100	100	6	11	0.8	1.0
1/2"	119	119	6.5	13	1.0	1.2
9/16"	139	139	6.5	15	1.0	1.2
5/8"	159	159	7.5	17	1.0	1.2
3/4"	179	179	7	20	1.0	1.2
7/8"	225	225	8.5	23	1.2	1.5
1"	225	225	7	26	2.0	1.6

Hand Tools



Valve Ratchet



Code	Size	kg
488-10	1/4", 3/8", 3/16", 5/16"	0.095
488-12	1/4", 3/16", 9/16", 1/2"	0.125

Tube Reamer



Code	Length	kg
FT-012	165x134x50	0.082

Deburring Tool



Code	Size	Length	Dia	kg
DT-10	10	147	22	0.509

Swaging Tool



Code	Size	kg
ST-16	1/4", 5/16", 3/8", 1/2", 5/8"	0.280

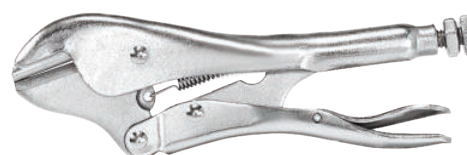
Flaring Tool Set



Flares : 1/8", 3/16", 1/4", 5/16", 3/8", 7/16", 1/2", 5/8", 3/4" OD Tubing / Outer Diameter Tubing (Nominal : 1/8", 1/4", 3/8", 1/2", 5/8")
 Swages : 3/16", 1/4", 3/8", 1/2", 5/8", 3/4", OD Tubing / Outer Diameter Tubing (Nominal : 1/8", 1/4", 3/8", 1/2", 5/8")

Code	Size	kg
FT-19	1/8"-3/4"	1.600

Pinch off Plier



Code	Length	Cap.	kg
492-7	7"	1/8" - 1/4"	0.350

Deburring Tip



Uses - Deburring Blades for deburring tool pack of Ten blades for our deburring tool used for taking sharp edges from your work the blades fit all standard holders.



Swaging Tool



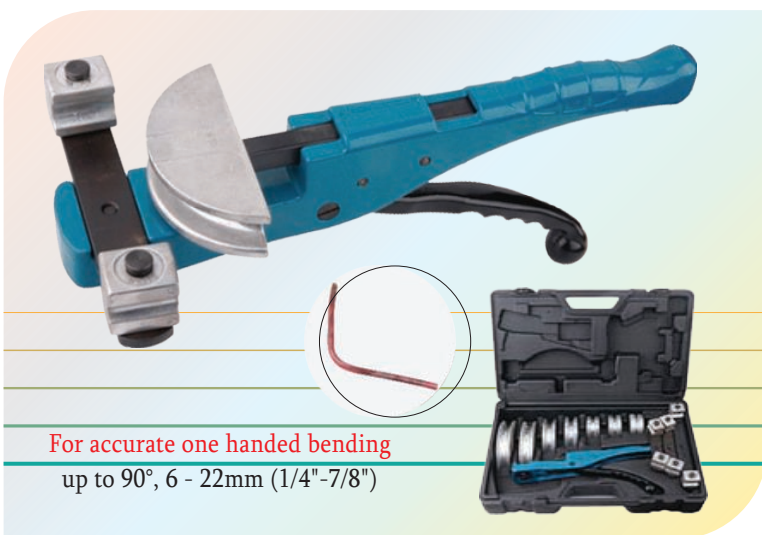
Code	Size	kg
FT-014	1/4" , 5/16" , 3/8" , 1/2" , 5/8"	0.280

Manifold Gauge



Code	PSI
FT-020	500

Manual Tube Bender



For accurate one handed bending up to 90°, 6 - 22mm (1/4"-7/8")

Copper Tube Bender



Code	Size	kg
378-06	6 mm	0.500
378-08	8 mm	0.600
378-10	10 mm	0.900
378-12	12 mm	0.950
378-16	16 mm	2.200
378-19	19 mm	2.650
378-22	22 mm	3.100

EMT Pipe Bender



Code	Length-A	Cap	kg
379-0.5	12	0-50	1.250
379-0.75	20	50-75	2.000
379-1	25	75-100	2.750

Code		MTBJ-22	
Former in Inch	Weight	Former in Metric	Weight
1/4"	0.08 kg	10 mm	0.20 kg
5/16"	0.09 kg	12 mm	0.24 kg
3/8"	0.09 kg	14 mm	0.30 kg
1/2"	0.13 kg	15 mm	0.30 kg
5/8"	0.145 kg	16 mm	0.30 kg
3/4"	0.19 kg	18 mm	0.38 kg
7/8"	0.21 kg	20 mm	0.41 kg
		22 mm	0.42 kg
Package : Plastic Case			

Max Tools Quality Guarantee

A1

Germany


Pipe Expander

Code	TE-1632
Expanding Range	Φ16-32 mm
Weight	1.33 kg. (approx)
Length	395 mm (approx)
Material	Aluminum
Package	Plastic box
Accessories	Φ16, Φ20, Φ25, Φ32 mm


Code	PE-1632
Expanding Range	Φ16-32 mm
Weight	2.12 kg. (approx)
Length	395 mm (approx)
Material	Aluminum
Package	Plastic box
Accessories	Φ16, Φ20, Φ25, Φ32 mm



Pipe Machine Dies

Code	Type No.	Spec	Set Qty Per Case	Kg. Gr Wt Per Case	Meas (cm)	
KT802	Replaces	1/2"-3/4"	50	34	47x 25x18	0.720
KT802	Ridgid	1"-2"	50	33	47x25x18	0.720
KT802		2 1/2"-3"	50	29	47x25x18	0.720




Code	Type No. Replaces Ridgid	Spec	Set Qty	Kg./Gr/Wt	Meas (cm)	
KT804-19	00031	1/2"-3/4"	50	17	47x23x11	0.720
KT804-50	00028	1"-2"	50	30	37x19 x10	0.720
KT804-75	00041	2 1/2"-3"	10	21	33x25x10	0.720
KT804-99	00042	3 1/2"-4"	10	18	33x23x10	0.720



Reinforcing Steel Bar Cutter

This quality lever operated MAX Steel Bar Cutter incorporates a highdurability cutting blade which makes a clean cut. The chassis is made from welded steel. The blades of the cutting mouth are interchangeable.

Code	Length	Cut-Size	
360-022	220	22	14.000
360-028	280	28	17.000





Ratchet Die Stocks



Code	Length	kg
LPT-032	1/2"-2"	25.000
LPT-050	1/2"-1.1/4"	19.000
LPT-100	2-1/2"-4"	35.000

Ratchet Die Socket



For Stainless Steel

Code	Size	kg
LNP-12R	1/2"-2"	25.00
LBS-12R	1/2"-2"	25.00

Ratchet Adaptor



Code	Size	kg
LPH-050	1/4"-1.1/4"	20.000
LPH-075	1/4"-2"	34.000

PPR Cutter



Code	Length	C	kg
TG-129	51 x 31 x 13.5	D20-D42	0.825



Code	Length	C	kg
TG-125	47 x 24 x 30	D20-D63	0.825



Code	Length	C	kg
TG-075	50 x 20 x 36	40-75	0.950

Chain Vice Stand



Each TRISTAND pipe vise features integral folding legs for easy transport and setup, tool hangers and a base which overhangs the front legs for clear tool swing.

Code	Size mm	Size Inch	kg
LH150	12-150	1/2"- 6"	21.000

Max Tools Quality Guarantee



PPR Welding Machine

This product is popular Pipe welding machine all the major part are made of high quality materials simples operation convenient and practical it we ideal for pipeline construction equipment.



Code

TG-110

Rated power	1600W
Rated voltage	110V/220V
Rated frequency	50/60Hz
Working Temperature	240~280°C±5°C
Working Range	D75-D110 mm
Applying To	PP-R



Code

TG-063

Rated power	800W
Rated voltage	220V±10%
Rated frequency	50/60Hz
Working Temperature	260°C
Working Range	D20-D63 mm
Applying To	PP-R


Butt Fusion Machine

Butt welding employing fusion. Clean, leak-proof and permanent joints can be made by following the steps below :

- Cleanly cut the pipes as required.
- Remove fibrous material & chamfer inner edges using a rough file.
- Bring the cut surfaces together and check alignment
- Heat welding mirror to 210-degree C, bring the cut surfaces to be joined into contact with mirror. The material will melt.
- Allow weld rims to form.

Material can be welded - PE, PP, PB, PVDF, HDPE, PVC

Code	TG-160	TG-200
Range (mm)	63-160	63-200
Sealing Deviation	≤0.2mm	≤0.2mm
Tempt. control range	0°C~270°C	0°C~270°C
Temprature Error	±3°C	±3°C
Power (Kw)	2.31	2.31
Heating Power (Kw)	1.6	1.6
Power of milling cutter	0.71	0.71
Voltage	210-230V	210-230V
Electric current	16.4A	16.4A
Working temprature	225°C±5°C	225°C±5°C



Hand Tools



Gear Puller Two Jaw




Code	Size	R-L	kg
411-03	75	105	12
411-04	100	120	14
411-06	150	117	17
411-08	200	220	19
411-10	250	280	19
411-12	300	310	22

Gear Puller Three Jaw


Code	Size	R-L	kg
412-03	75	105	12
412-04	100	120	14
412-06	150	170	17
412-08	200	220	19
412-10	250	280	19
412-12	300	310	22
412-14	350	310	24
412-16	400	400	27
412-20	500	420	27
412-28	700	-	-

Oil Cans

Code	Size
375-03	300 CC
375-05	500 CC
375-10	1000 CC



Pipe Vice




- Features :
- Material : Casting Iron with body, drop-forged with jaws
 - Surface : Fully heat treatment with jaws

Code	Capacity	kg
415-2	50	3.750
415-3	75	5.000
415-4	100	12.500
415-6	150	18.50
415-8	200	24.00

Pipe Vice With Stand


Stand is of robust construction and is suitable for workshop and site use. Essential for use whilst cutting, bending and threading pipework.




Hinged pipe vice, used for repetitive tasks on pipework. The frame of the pipe vice is made from cast iron with jaws made from hardened tool grade alloy steel with a corrosion resistant coating. The top jaw of the pipe vice is held in position with a hook which automatically engages when the vice is closed. Can be fitted to bench or stand.

Code	Size	Length	Width	Height	Capacity	kg
415S-2	50	290	285	270	10-90	6.250
415S-3	75	290	285	270	15-115	10.500

Hand Tools

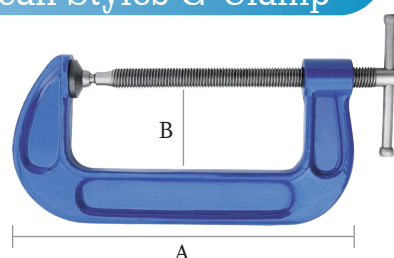


Cast Iron Anvils




Code	LBS
419-03	3
419-07	7
419-11	11
419-24	24
419-33	33
419-55	55
419-75	75
419-100	100

American Styles G-Clamp



Code	Length (A)	Length (B)	kg	Code	Length (A)	Length (B)	kg
414-01	25	20	0.066	414-06	150	75	0.855
414-02	50	30	0.240	414-08	200	83	1.025
414-03	75	52	0.290	414-10	250	80	1.250
414-04	100	60	0.475	414-12	300	100	1.500

Bench Vices



Code	Size	Length	Width	O-J	W-J	D-J	kg
416-03	75	240	100	75	75	50	5.000
416-04	100	315	130	120	100	55	9.000
416-06	150	425	170	160	150	80	20.000
416-08	200	490	190	220	200	100	30.000
416-10	250	615	250	275	250	110	41.000
416-12	300	670	300	300	300	100	50.000

American Type Drill Press Vices



Code	Size	Length	Width	O-J	W-J	D-J	kg
413-4	100	300	160	130	100	45	7.500
413-6	150	365	220	180	150	50	15.000

Surface Plates



Code	Length	Code	Length
494-12	300	494-16	400
494-14	350	494-20	500

Code	Bar	kg
TG-161	50	7.000

Tyre Levers



Code	Length	Code	Length	Code	Length
418-12	300	418-20	500	418-30	760
418-16	400	418-24	600	418-36	900

Hydro Testing Pump



Hand Tools



Plastic Hammer Fiber Handle



Code	Size mm	H Lenght mm
395F-25	25	250
395F-27	27	250
395F-35	35	250
395F-40	40	280
395F-45	45	280
395F-50	50	300
395F-60	60	300

Combination Hammer Fiber Handle



Code	Size mm	H Lenght mm
396F-25	25	250
396F-30	30	250
396F-40	40	280
396F-45	45	300

Wooden Hammer



Code	Size mm	H Lenght mm
399W-40	40	200
399W-50	50	200
399W-60	60	220
399W-70	70	220

Rubber Hammer Fiber Handle



Code	Size mm	H L mm	Code	Size mm	H L mm
394F-08	8	240	394F-24	24	280
394F-16	16	260	394F-32	32	300

Nylon Hammer Fiber Handle



Code	Size mm	H Lenght mm
398F-40	40	280
398F-45	45	290



Code	Size mm	H L mm	Code	Size mm	H L mm
39FW-08	8	240	39FW-24	24	280
39FW-16	16	260	39FW-32	32	300

Wooden Handle



Code	Size mm	H L mm	Code	Size mm	H L mm
394-08	8	240	394-24	24	280
394-16	16	260	394-32	32	300

Hand Tools



Sledge Hammer Fiber Handle



Code	Size	H Length mm
390F-02	2LB	370
390F-03	3LB	370
390F-04	4LB	370
390F-06	6LB	700
390F-08	8LB	900
390F-10	10LB	900
390F-12	12LB	900
390F-14	14LB	900
390F-16	16LB	900
390F-18	18LB	900
390F-20	20LB	900

Sledge Hammer Wooden Handle



Code	Size	H Length mm
390W-02	2LB	370
390W-03	3LB	370
390W-04	4LB	370
390W-06	6LB	700

Mechanist Hammer Fiber Handle



Code	Size Grm	H Length mm
397F-02	200	280
397F-03	300	280
397F-04	400	280
397F-05	500	310
397F-06	600	310
397F-08	800	340
397F-10	1000	340
397F-15	1500	400
397F-20	2000	400

Chipping Hammer Fiber Handle



Code	Size Grm	H Length mm
392F-16	500	300

Ball Pein Hammer Fiber Handle



Code	Size	H Length mm
393F-1L	1LB	310
393F-2L	2LB	350
393F-3L	3LB	400

Claw Hammer Fiber Handle



Code	Size Grm	H Length mm
391F-16	450	300

Hand Tools



Dead Blow Hammer



Code	●	—	—	kg
398D-01	40	100	300	0.640
398D-02	50	120	350	0.930
398D-04	65	120	380	0.700

Glass Breaking Hammer



Code	Length
388	20 x 10 x 4.5

Axe



- * Material : Drop Forged C45-55 steel
- * Surface : Black Matt lacquered head
- * Strike surface and blade hardness : HRC 47-57
- * Handle : TPR or PVC double plastic - coating handle

Code	Size LB	H Length mm
401F-01	1	370
401F-02	2	540
401F-04	4	830

Glass Hammer with Cutter



Code	Length
388-02	63x175

Fire Axe



Code	401D
Material	420 Steel
Handle material	High Tenacity Fiber
Length	39 cm
Width	19.5 cm
Axe Blade Width	9.5 cm
Hardness	56 HRC

Welding Chipping Hammer



- * Material : Drop forged C45-55 steel
- * Surface : Black Matt lacquered head
- * Strike surface handle : HRC 50-58 * handle : Welding handle

Code	kg
389-05	0.500

Wooden Handle For Hammer



Code	Length	Code	Length
400W-12	300	400W-18	450
400W-14	350	400W-24	600
400W-16	400	400W-36	900

Max Tools Quality Guarantee



Construction and Cutting Tools



Carpet Kicker Key Features

- Five position extendable
- Fitted with extra wide buffer pad
- Four rows of nap grips
- Extra pin plate teeth for easier stretching
- Aluminium die cast body for max strength
- Large channel to reduce wear & maintain precision
- Smooth and precise dial adjustments

Hand Tools



Tinman's Snips (UK Type)



Code	Length	Capacity	kg
352-08	200	0.5	0.240
352-10	250	1	0.490
352-12	300	1.2	0.700
352-14	350	1.2	0.900

Tower Pincer



Code	Length	L-Cut	kg
359B-8	8"	300	0.200
359B-10	10"	350	0.250

Binding Wire Cutter



Code	Length	●	●	●	kg
359-6	160	4.0	2.8	2.3	0.200
359-7	180	4.0	3.2	2.5	0.285
359-8	200	4.0	3.5	2.8	0.320

Cable Cutter



Code	Length	Cu Cable	Alu Cable	kg
350-06	150	22	25	0.175
350-08	200	38	38	0.245
350-10	250	60	70	0.325

Wire Twister Automatic



Code	Length	kg
460-AD	300	3.5

Tinman's Snips (American Type)



Code	Length	Capacity	kg
353-200	200	0.5	0.350
353-250	250	1	0.550
353-300	300	1.2	0.700

Wire Twister



- Designed to quickly wrap the tieall end the part to be joined
- Bring the 2 loops together pass the hook of the kontter two the loops

Code	Length	Wire Dia mm	Wire Gauge mm	kg
460-AC	200	0.7 to 4.0	8 to 22	0.130



Aviation Tin Snips - Straight



Code	Length	Capacity	kg
355Y	250	1.2mm	0.380

Aviation Tin Snips - Right



Code	Length	Capacity	kg
355G	250	1.2mm	0.380

Aviation Tin Snips - Left



Code	Length	Capacity	kg
355R	250	1.2mm	0.380

Strap Cutter



Code	Size	Steel Strap Size	kg
B315-D12	300	32 x 0.9	0.30
B315-D18	450	50 x 1.2	1.40
B315-D24	600	50 x 1.3	2.70

Gasket Sheet Cutter



Code	Length	kg
410-8	220	0.320

Garden Shears



Code	Length	kg
354G-200	180	0.160

Electric Shears (Multipurpose)

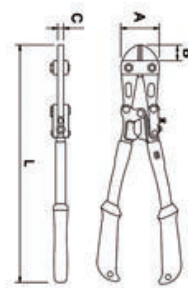



Code	Length	kg
354E-200	180	0.160

Hand Tools



Bolt Cutter



Code	Length	A	B	C	Cap	kg
357-08	200	35	16	4	-	0.390
357-12	300	50	20	6	4-5	0.800
357-14	350	60	26	7	5-7	1.100
357-18	450	70	29	8	6-8	1.500
357-24	610	85	33	9.5	8-10	2.400


Code	Length	A	B	C	Cap	kg
357-30	760	95	36	11	10-13	3.700
357-36	915	110	39	13	12-16	6.000
357-42	1070	120	43	14	14-19	8.000
357-48	1220	155	60	17	16-22	14.000

Cable Cutter Aluminium



Code	Length	Capacity	kg
356A-24	24"	250	2.00
356A-28	28"	325	2.50
356A-32	32"	500	3.60

Cable Cutter Long




Code	Length	Cut mm ²	kg
356-14	350	120	1.000
356-18	450	150	1.750
356-24	600	240	2.000
356-32	800	400	4.600

Bolt Cutter Head



Code	Size	Capacity	kg
357H-18	18"	6-8	0.5
357H-24	24"	8-10	0.8
357H-30	30"	10-13	1.3
357H-36	36"	12-16	1.8
357H-42	42"	14-19	2.65

Steel Wire Cutter



Code	Length	Capacity	kg
358-018	450	8	2.600
358-024	610	10	3.600
358-032	810	14	5.250
358-042	1070	16	7.500



Hacksaw Frame Alum - (Mini)



Code	Size	Teeth	kg
349AL-06	150	32	0.135

Hacksaw Frame



Code	Size	kg
349-12	300	0.500

Hacksaw Frame (Mini)



Code	Size	kg
349-06	150	0.130



Code	Size	kg
349L-12	300	0.380

Hacksaw Frame Aluminium



Code	Size-mm	kg
349-M12	300	0.500

Hacksaw Frame



Code	Size-mm	kg
349-H12	300	0.500

Hacksaw Blade



Code	Size	Teeth	kg
349A-18	300	18	0.020
349A-24	300	24	0.020
349A-32	300	32	0.020

Double Side Hacksaw Blade



Code	Size	Teeth	kg
349-12-18	300	32	0.031

Hand Tools



Blade (Utility Knife)



Code	Size MM	kg
348-JB	18	0.026

Utility Knife



Code	Size	B-Size MM	kg
348-JK	200	18	0.130

Blade (Steel Type)



Code	Size MM	kg
348-SB	61	0.026

Utility Knife Steel Type



Code	Size	B-Size	kg
348S-SK	100	61	0.180

Tailoring Scissor



Code	Length	L-Cut	kg
354-8	200	95	0.250
354-10	250	120	0.375
354-12	300	180	0.500

Electrician Knife



Code	Size	kg
348-EK	180	0.070

Glass Scraper



Code	Size Inch	B-Size	kg
454-12	8"	18	0.180

Putty Scraper



Code	Size	kg
373-1	25	0.065
373-2	50	0.065
373-3	75	0.075
373-4	100	0.090

Hand Tools



Specification : 6T per Inch Sofe Ergonomic design
handle HRC - 50-54, 3 Cutting edges 60% faster cutting

Hand Saw

Code	Size	kg
347-16	400	0.310
347-18	450	0.330
347-20	500	0.370
347-22	560	0.400



Concrete Hand Saw

Code	Size	Teeth	kg
345-29	725	34	0.800



Wood File Half Round

Code	Size	kg
370-AHR-06	150	0.210
370-AHR-08	200	0.350
370-AHR-10	250	0.320
370-AHR-12	300	0.260



Wood File Flat

Code	Size	kg
370-AFL-06	150	0.210
370-AFL-08	200	0.270
370-AFL-10	250	0.310
370-AFL-12	300	0.250



Hand Saw Cross Cut



Code	Size	kg
346-16	400	0.140
346-18	450	0.170


Saw Setter



Suitable for Saws with
4 - 11 Teeth Per Inch Hardened
Steel Anvil, Hardened Steel Plunger
Solid Die-cast Aluminum Construction

Code	kg
347-50-01	0.280

Hand Tools



Slim Tapper File Smooth



Code	Size	kg
361S-04	100	0.027
361S-05	125	0.045
361S-06	150	0.067

Triangular File Smooth



Code	Size	kg
362S-08	200	0.0135
362S-10	250	0.250
362S-12	300	0.340
362S-14	350	0.500

Half Round File Smooth



Code	Size	kg
363S-06	150	0.070
363S-08	200	0.130
363S-10	250	0.250
363S-12	300	0.390
363S-14	350	0.560

Flat File Smooth



Code	Size	kg
364S-06	150	0.072
364S-08	200	0.125
364S-10	250	0.240
364S-12	300	0.425
364S-14	350	0.600

Round File Smooth



Code	Size	kg
365S-06	150	0.032
365S-08	200	0.067
365S-10	250	0.125
365S-12	300	0.230
365S-14	350	0.365

Wooden Handle for File



Code	Size	kg
361W-1	100	0.040
361W-2	125	0.060
361W-3	150	0.130

Lock Out



Code	Size
493-25	25 mm
493-38	38 mm



Slim Tapper File Bastard



Code	Size	kg
------	------	----

361-04	100	0.027
361-05	125	0.045
361-06	150	0.067

Triangular File Bastard



362-08	200	0.0135
362-10	250	0.250
362-12	300	0.340
362-14	350	0.500

Half Round File Bastard



363-06	150	0.070
363-08	200	0.130
363-10	250	0.250
363-12	300	0.390
363-14	350	0.560

Flat File Bastard



364-06	150	0.072
364-08	200	0.125
364-10	250	0.240
364-12	300	0.425
364-14	350	0.600

Round File Bastard



365-06	150	0.032
365-08	200	0.067
365-10	250	0.125
365-12	300	0.230
365-14	350	0.365

Steel File Set



5 PCS

Code	Size Inch	kg
361K5-08	8"	0.870
361K5-10	10"	1.310
361K5-12	12"	1.930


Needle File Set



6 PCS

Code	Size Inch	kg
361K-06	6"	0.200
361K10-06	6"	0.200

Hand Tools



Slim Tapper File (Plastic Handle)



Code	Size	kg
------	------	----

361H-04	100	0.027
361H-05	125	0.045
361H-06	150	0.067

Triangular File (Plastic Handle)



Code	Size	kg
------	------	----

362H-08	200	0.0135
362H-10	250	0.250
362H-12	300	0.340
362H-14	350	0.500

Half Round File (Plastic Handle)



Code	Size	kg
------	------	----

363H-06	150	0.070
363H-08	200	0.130
363H-10	250	0.250
363H-12	300	0.390
363H-14	350	0.560

Flat File (Plastic Handle)



Code	Size	kg
------	------	----

364H-06	150	0.072
364H-08	200	0.125
364H-10	250	0.240
364H-12	300	0.425
364H-14	350	0.600

Round File (Plastic Handle)



Code	Size	kg
------	------	----

365H-06	150	0.032
365H-08	200	0.067
365H-10	250	0.125
365H-12	300	0.230
365H-14	350	0.365

Square File (Plastic Handle)



Code	Size	kg
------	------	----

366H-06	150	0.032
---------	-----	-------

Thread File



Hand Tools



Code	Size	kg
------	------	----

366-08	200	0.200
366-10	250	0.300
366-12	300	0.400
366-14	350	0.500

Half Round File Electroplated



Code	Size	kg
------	------	----

367-08	200	0.150
367-10	250	0.250
367-12	300	0.450
367-14	350	0.550

Flat File Electroplated



Code	Size	kg
------	------	----

368-08	200	0.100
368-10	250	0.150
368-12	300	0.250

Round File Electroplated



Code	Size	kg
------	------	----

369-08	200	0.100
369-10	250	0.150
369-12	300	0.200

Triangular File Electroplated



Code	Size	kg
------	------	----

370-08	200	0.150
370-10	250	0.250
370-12	300	0.400

Square File Electroplated



Hacksaw Blade (Mini)



Code	Size	Teeth	kg
------	------	-------	----

349A06	150	32	0.010
--------	-----	----	-------

Diamond Needle File Set




Code	Size Inch	kg
------	-----------	----

361D-10	6	0.300
---------	---	-------

Hand Tools



Caulking Gun Heavy Duty



Code	Capacity	kg
376-11	300 ml	0.560


Lazy Tong Riveter



▪ Suitable for Aluminum and Stainless Rivet

Code	Size	kg
377-B	3.2, 4.0, 4.8, 6.4	2.170

Caulking Gun Dual Stick



Code	Capacity	kg
376-A11	300 ml	0.370

Sausage Gun



Code	Size	kg
376C-12	300 ml	0.540
376C-24	600 ml	0.620

Caulking Gun



Code	Capacity	kg
376-B	300 ml	0.500

Grease Gun Lever Type



Code	Size	Capacity	kg
376GR-15	15 Oz	300 CC	1.500

Hand Tools



Hand Nut Riveter



Code	Size					kg
377N-06	M4 8"	M4 8"	M5 10"	M6 1/4"	M8 5/16"	1.680

Hand Riveter




▪ Suitable for Aluminum Rivet

Code	Size	kg
377	2.4, 3.2, 4.0, 4.8	0.700

Hand Riveter Lever Type

▪ Suitable for Aluminum and Stainless Rivet



Code	Size	kg
377-18	3.2, 4.0, 4.8	1.200

Hand Riveter 360° Rotate



Code	Size				kg
377-D	2.4	3.2	4.0	4.8	0.663
Steel	•	•	•	•	

Nut Hand Riveter



Code	377N-12						kg
Size	M4 8"	M5 10"	M6 1/4"	M8 5/16"	M10 3/8"	M12 1/2"	2.750
Aluminium	•	•	•	•	•	•	
Steel	•	•	•	•	•	•	
Stainless Steel	•	•	•	•	•	•	

Nut Hand Riveter



Code	377N-08				kg
Size	M4 8"	M5 10"	M6 1/4"	M8 5/16"	1.900
Aluminium	•	•	•	•	
Steel	•	•	•	•	
Stainless	•	•	•	•	

Hand Tools



Mason Chisel Pointed



Code	Length	Rod-Th	Mat.	kg
403-1606	150	16	CS	0.225
403-1608	200	16	CS	0.300
403-1810	250	18	CS	0.370
403-1812	300	19	CS	0.575
403-2514	350	19	CS	0.675

Mason Chisel Flat



Code	Length	Tip-W	Rod-Th	Mat.	kg
402-1606	150	22	16	CS	0.225
402-1608	200	25	16	CS	0.300
402-1810	250	25	18	CS	0.370
402-1812	300	25	19	CS	0.575
402-2514	350	25	19	CS	0.675

Grip Chisel Flat



Code	Length	Tip-W	Rod-Th	Mat.	kg
402G-2508	200	25	16	Cr-Steel	0.400
402G-2510	250	25	18	Cr-Steel	0.675
402G-2512	300	25	19	Cr-Steel	0.750

Grip Chisel Pointed



Code	Length	Rod-Th	Mat.	kg
403G-1608	200	16	Cr-Steel	0.490
403G-1810	250	18	Cr-Steel	0.675
403G-1912	300	19	Cr-Steel	0.750

Steel Crosscut Chisel



Code	Length	Rod-Th	kg
403S-1005	125	10	0.160

Steel Chisel Flat



Code	Length	Rod-Th	kg
402S-1006	150	10	0.175
402S-1206	150	12	0.260
402S-1606	150	16	0.425
402S-1208	200	12	0.260
402S-1608	200	16	0.560
402S-1908	200	19	0.656
402S-1610	250	16	0.700
402S-1910	250	19	0.875
402S-1612	300	16	0.830
402S-1912	300	19	0.960

Scriber



Code	Length	kg
327-09	230	0.090



Center Punch



Code	Length	Tip	Dia	kg
404-04	120	4	10	0.041
404-05	120	5	10	0.052
404-06	150	6	10	0.084
404-08	200	8	10	0.096
404-10	250	10	10	0.100

Parallel Pin Punch



Code	Length	Dia A	Dia B	kg
405-02	150	2	10	0.080
405-03	150	3	10	0.080
405-04	150	4	10	0.090
405-05	150	5	10	0.090
405-06	150	6	10	0.090
405-08	150	8	10	0.090
405-10	150	10	10	0.140
405-12	180	12	12	0.220

Center Punch Set



5
PCS

Code	Size	Length	Rod-Th	kg
404K-H5	4-8	150	10	0.275



6
PCS

Code	Size	Length	kg
405-K06	1.5 , 2.5 , 3 , 5 , 6 , 8	150	0.460

Center Punch Set



5
PCS

Code	Size	kg
404K-H5	1/16", 1/8", 5/32", 3/16", 1/4"	0.230

Long Drive Pinch Punch



Code	Length	Dia A	Dia B	kg
405L-10	200	10	15	0.190
405L-12	200	12	16	0.280

Automatic Centre Punch



Code	Length	Dia A	Dia B	kg
404A-06	150	16	7	0.131



6
PCS

Code	Size	Length	kg
405-K06	3 , 4 , 5 , 6 , 8 , 10	150	0.520

Hand Tools



Chisel & Punch Set



6 PCS

Code	Size	Length	kg
404-K05	Cold Chisel	13x150	1.250
404-K05	Cape Chisel	5x150	
404-K05	Center Punch	5x150	
404-K05	Pin Punch	8x150	
404-K05	Taper Punch	2x140	

Chisel & Punch Set



14 PCS

Code	Type	Size
404-K14	Cold Chisel	19x180, 16x170, 13x150, 10x140
404-K14	Cape Chisel	5x130
404-K14	Center Punch	8x150
404-K14	Pin Punch	6x150, 5x150, 4x150
404-K14	Taper Punch	3x150, 2x150, 2x140
404-K14	Taper Punch	8x115, 6x100

Hole Punch Sets



12 PCS

Code	Size	kg
406K-12	3 mm to 25 mm	1.700

Wood Working Chisels



Code	Length	Size	kg
409-06	250	6	0.180
409-08	250	8	0.180
409-10	250	10	0.190
409-12	250	12	0.200
409-14	250	14	0.200
409-16	250	16	0.210
409-18	250	18	0.220
409-20	250	20	0.250
409-25	250	25	0.260
409-30	250	30	0.290
409-32	250	32	0.300
409-38	250	38	0.300
409-50	250	50	0.300

Wad Punch Sets



8 PCS

Code	Size	kg
408-K08	3, 6, 8, 10, 12, 16, 20, 25	1.470

Hand Tools



Hole Punch




Code	Size	L	kg	Code	Size	L	kg
407-02	2	90	0.013	407-23	23	110	0.325
407-03	3	90	0.014	407-24	24	115	0.368
407-04	4	90	0.035	407-25	25	115	0.400
407-05	5	90	0.038	407-26	26	115	0.435
407-06	6	95	0.048	407-27	27	115	0.435
407-07	7	95	0.048	407-28	28	115	0.435
407-08	8	95	0.064	407-29	29	120	0.530
407-09	9	95	0.064	407-30	30	120	0.530
407-10	10	100	0.096	407-32	32	120	0.585
407-12	12	100	0.096	407-34	34	120	0.720
407-13	13	100	0.120	407-36	36	120	0.720
407-14	14	105	0.120	407-38	38	120	0.780
407-16	16	105	0.142	407-40	40	125	0.916
407-17	17	105	0.175	407-41	41	125	1.000
407-18	18	110	0.160	407-42	42	125	1.000
407-19	19	110	0.200	407-44	44	125	1.125
407-20	20	110	0.217	407-46	46	125	1.250
407-21	21	110	0.230	407-48	48	125	1.290
407-22	22	110	0.235	407-50	50	130	1.500

Wad Punch



Code	Size	L	kg	Code	Size	L	kg
408-02	2	112	0.068	408-19	19	152	0.220
408-03	3	112	0.068	408-20	20	160	0.245
408-04	4	112	0.068	408-22	22	160	0.245
408-05	5	120	0.096	408-25	25	160	0.245
408-06	6	120	0.096	408-26	26	168	0.285
408-07	7	120	0.096	408-27	27	168	0.285
408-08	8	128	0.126	408-28	28	168	0.285
408-09	9	128	0.126	408-30	30	176	0.305
408-10	10	128	0.126	408-32	32	176	0.305
408-11	11	136	0.160	408-36	36	176	0.305
408-12	12	136	0.160	408-38	38	184	0.305
408-13	13	136	0.160	408-40	40	184	0.305
408-14	14	144	0.185	408-42	42	184	0.305
408-15	15	144	0.185	408-45	45	192	0.370
408-16	16	144	0.185	408-48	48	192	0.370
408-17	17	152	0.220	408-50	50	192	0.370
408-18	18	152	0.220				

Bending Spring



Code	Dia	Length	kg
497-20	20 mm	70 mm	0.350
497-25	25 mm	70 mm	0.450

Nail Guide



Code - 665-10

Scratch Awl



Code - 630-08

Hand Tools



Bar Bending Key

Material CR-Steel



Code	Size	Length	kg
455-08	8	18"	0.500
455-10	10	18"	0.700
455-12	12	20"	0.900
455-14	14	21"	1.200
455-16	16	22"	1.500
455-18	18	23"	1.700
455-20	20	24"	2.000
455-22	22	25"	2.500
455-24	24	25"	2.650
455-26	26	26"	3.500
455-32	32	26"	4.900
455-40	40	26"	5.500

Pinch Bar

Material CR-Steel



Code	Length	Thickness	kg
458-1612	300	16	0.500
458-1616	400	16	0.650
458-1820	500	18	1.100
458-2024	600	20	1.600
458-2228	700	22	1.900
458-2432	800	24	3.000
458-2636	900	26	4.000
458-2840	1000	28	5.200
458-3040	1000	30	6.000
458-3248	1200	32	8.300
458-3260	1500	32	10.000

Crow Bar Flat & Pointed

Material CR-Steel



Code	Length	Tip-W	Thickness	kg
457-3	3 Ft	50	25	3.500
457-4	4 Ft	50	25	4.700
457-5	5 Ft	50	25	5.900
457-6	6 Ft	50	27	7.750

Crow Bar (Wrecking Bar)

Material CR-Steel




Code	Length	Thickness	kg
459-1618	460	16	0.700
459-1824	600	18	1.400
459-1830	750	18	2.000
459-2036	900	20	2.400
459-2548	1200	25	3.150

Bar Bending Plate




Code	Size	kg
456-15	15x15	1.300
456-16	18x18	1.800
456-25	20x25	2.600



Iron Bending plate

Code	Size	kg
456-2178	22	8.500



Stirrup binding plate

Code	Size	kg
456-2179	8	5.000

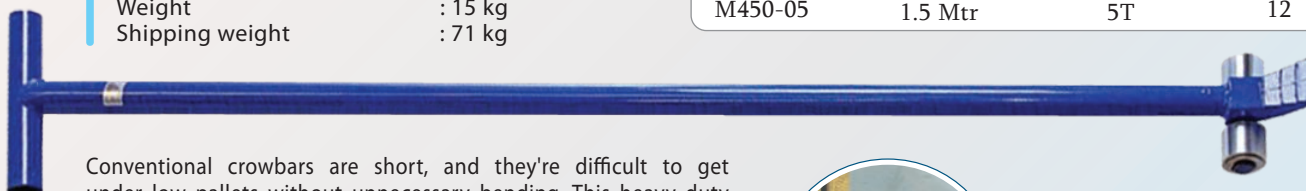
Max Tools Quality Guarantee



Technical data :
 Rod length : 2000 mm
 Length of the lower mounting : 130 mm
 Lifting capacity : 1500 kg
 Aluminium castor diameter : 70 mm each
 Max. lifting height : 110 mm
 Base width : 80 mm
 Total width with castors : 200 mm
 Weight : 15 kg
 Shipping weight : 71 kg

Crow Bar

Code	Length	Size	kg
M450-03	1.5 Mtr	3T	6.50
M450-05	1.5 Mtr	5T	12



Conventional crowbars are short, and they're difficult to get under low pallets without unnecessary bending. This heavy duty Roller Crowbar can lift 5 tonne, equipped with two wheels at the base. The wheels sit below the slopped end, for sliding under pallets or objects close to the floor. For added leverage, the bar is 1.5mt long, this creates a longer arm attached to the fulcrum. With a longer arm, the crowbar can lift heavier weights with less required force. Roller Crowbars, such as this, are often used to lift pallets for attaching roller skids.



Material CR-Steel

Rolling Head with Aligning Pin Set



4 PCS

- **MAKE ENGINE AND MACHINE WORK EASY** : When you need extra leverage when moving heavy machines in tight spaces, the foot Rolling Head Set of 4 Pry Bar Tool 6" 12", 16" 20" Aligning Automotive Machines & Matching Always Comes in handy
- **DUAL / DUO ENDS** : The Lady Slipper Foot (Rolling Head/Hook) end is for extra leverage when lifting and matching, the tapered (Pointed) end is for aligning sheets and parts.
- **VARIETY OF TASKS** : You to line up subframes with the premature end, in position bolt holes on two separate elements, pull seals, bushings and stubborn pieces in place, press & move in heavy equipment.
- **BUILT TO LAST** : Made from drop forged, heat treated steel for extra strength you can get on; resists bending and breaking.

Code	Length mm	kg
460-K4C	150	0.100
	300	0.200
	400	0.500
	500	0.800

4 PCS

Pry Bar Set



Code	Size	kg
460-K4B	8", 12", 18", 24"	1.250

- 4 piece pry bar set - 8" 12" 18" and 24"
- Comfortable and long handle with build-in strike cap allows pry bar to be hit with a hammer
- Hardened and tempered for strength and durability
- Blackened finish chrome vanadium steel shafts that won't easily flex ▪ Heavy duty design




Number Punch (0 to 9)



Code	Length	Hammer	Cu. ft	kg
316-03	3	0.5 Pond	0.3	0.170
316-04	4	0.5 Pond	0.3	0.170
316-05	5	1.0 Pond	0.3	0.300
316-06	6	1.0 Pond	0.3	0.300
316-08	8	1.5 Pond	0.3	0.600
316-10	10	1.5 Pond	0.3	0.835
316-12	12	2.0 Pond	0.3	1.400
316-15	15	2.0 Pond	0.5	2.500
316-20	20	2.5 Pond	0.25	4.750

Letter Punch (A to Z)




Code	Length	Hammer	Cu. ft	kg
317-03	3	0.5 Pond	0.3	0.500
317-04	4	0.5 Pond	0.3	0.500
317-05	5	1.0 Pond	0.3	0.900
317-06	6	1.0 Pond	0.3	0.900
317-08	8	1.5 Pond	0.3	1.800
317-10	10	1.5 Pond	0.3	2.500
317-12	12	2.0 Pond	0.3	4.200
317-15	15	2.0 Pond	0.5	7.000
317-20	20	2.5 Pond	0.3	14.000

Number Punch Dotted (0 to 9)



Code	Length	Hammer	CU.ft	kg
316D-04	4	1.0 Pond	0.3	0.600
316D-06	6	1.0 Pond	0.3	0.600
316D-08	8	1.5 Pond	0.3	0.600
316D-10	10	1.5 Pond	0.3	0.835
316D-12	12	2.0 Pond	0.3	1.400

Letter Punch Dotted (A to Z)



Code	Length	Hammer	CU.ft	kg
317D-04	4	1.0 Pond	0.3	0.600
317D-06	6	1.0 Pond	0.3	1.800
317D-08	8	1.5 Pond	0.3	1.800
317D-10	10	1.5 Pond	0.3	2.500
317D-12	12	2.0 Pond	0.3	4.200

Flange Jack

Code	5kgf/cm2	10kgf/cm2	16kgf/cm2	kg
670-23-20	50-500	50-500	25-300	6
670-23-30	400-1200	450-600	300-600	12



Max Tools Quality Guarantee

Max[®]
Germany

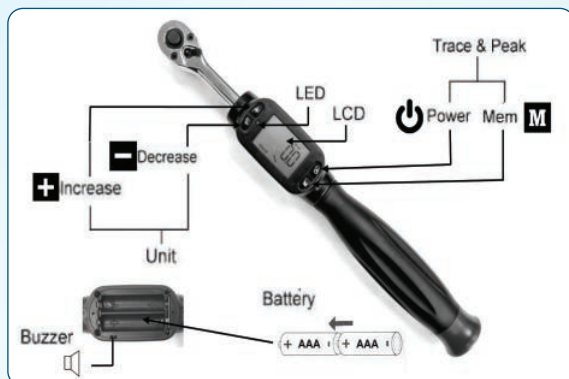
Torque Wrench

FEATURES

1. 50 data sets of memory capacity.
2. 2 LEDs red / green for visual alerting.
3. 72T Gear teeth.
4. Standard functions : torque setting, measurement setting, mode setting.
5. Operation in both clockwise and counter-clockwise directions.
6. LCD display shows kg/cm, kg/m, lb-in, lb-ft, N/m.
7. Audible torque confirmation by means of buzzer.
8. Easy to set up Peak or Trace modes.
9. Anti-slip soft grip

FUNCTION SETTINGS

1. Battery Install and change batteries : Open the end cap then insert 2-AAA batteries (positive end first) into compartment, tighten the cap.
2. Power Switch on/off the power Press the power button for 3 seconds will turn on the LCD screen & buzzer. There is two modes "tr RLE" "Ptop" to use, when switch is done. The LCD will show one of the mode and digit 00.0.Pr. LCD will display both torque unit and value.
3. Set Torque Unit Selection : kg/cm, kg/m, lb-in, lb-ft, N/m Please press the (+) , (-) button at the same time and release them to select different torque unit.
4. Set Torque Vaule : Press the (+) , (-) button to apply a right value then release it to set up torque, the value will be memorized after flashing 10 seconds then LCD will show 00.0 automatically.
5. Peak Hold/Track Mode Operation : Press Power Switch & (M) at same time then release it to get "PtoP" peak hold set up mold, then press (+) , (-) to set up the torque, press Power Switch & (M) in the same time again to get "tr RCE" trace mode then use (+) , (-) to set up torque.
6. Backlight function When power is on, click power button to turn on/off backlight.
7. Auto shutoff The power will auto shutoff after 80 seconds of on use.
8. Memory function Please stay at peak hold mode "PtoP" then press Mem (M) for one second then release it to set up the memory P01~P50, there are 50 data of memory capacity cycling.



NOTE

1. If the battery capacity is low, a battery symbol will be displayed on the screen to remind you to change new batteries.
2. If the wrench not in use for a period of time, remove the batteries from compartment
3. The battery life is not only decide by its quality but also the last of acting flash, buzzer and backlight.

Code - 374D-135



- Torque wrenches with Reversible Ratchet
- Chrome-Vanadium in Plastic Box

Code - 374D-200



Model NO.	374D-200	374D-135
Accuracy	± 2 %	± 2 %
Square Driver	1/2 inch	3/8 inch
Range(Nm)	40 - 200	27 - 135
Digit	0.1	0.1
Memory	50 memory spaces (P1-P50 Auto Record)	
Operation Modes	Peak or Trace	
Unit Selection	Kg-cm, Kg-m, lb-in, lb-ft, N-m	
Size(mm)	480 x 40 x 40	380 x 35 x 35
Weight	1.05 Kg	0.66 Kg
Battery	AAA DC1.5V x 2 pcs	
Operation Temperature	-10°C ~ 60°C (13.9°F ~ 139.9°F)	
Storage Humidity	-20°C ~ 70°C (-4°F ~ 157.9°F)	
Operation Humidity	15~90%	
Auto Turn-Off	After not used for 80 seconds	



Max Tools Quality Guarantee

Open End Torque Wrench

Max Open End Torque Wrench

1/2 inch drive with torque range of 30-250 ft.lbs
or 48-332 Newton Meters

9 Open-End Heads :

13, 14, 15, 17, 19, 22, 24, 27, 30 mm

1/2" reversible ratchet head w/quick release

+ 72 teeth for maximum efficiency in small spaces
Certificate of calibration included with individualized traceable serial number.

- Torque wrenches with Reversible Ratchet
- Chrome-Vanadium in Plastic Box

Max Product description

With a 1/2 inch drive and +/-3% clockwise accuracy, this torque wrench surpasses professional quality and meets industrial quality where every detail counts. Premium components, lubricants, and technologically advanced internal mechanisms are utilized to make for a powerful torque wrench that excels in daily long-term industrial use.

The reverse function is simple to use; you simply rotate the circle on the back of the ratchet head to your desired direction. The entire body is 100% steel and feels solid in your hand with the knurled handles non-slip grip.

The engraved Foot-Pound and Newton Meter dual scale provides a vivid and clear reading of the measurement. Adjustment is available anywhere between 30-250 ft.lbs or 48-332 Newton Meters. As a testament to its quality, each one of our torque wrenches comes with an individualized certificate of calibration.



Code	Size Nm	Gradation	Ratchet Head	Torque	Opening Size mm	Lenght mm	Kg
374-O20	9 x 12	0.5	3/8"	4-20 Nm	8, 10, 13, 14, 17, 19	328	1.380
374-O60	9 x 12	0.5	3/8"	10-60 Nm	8, 10, 13, 14, 17, 19	328	1.380
374-O100	14 x 18	0.5	3/8"	20-100 Nm	13, 14, 15, 17 19, 22, 24, 27, 30	438	3.590
374-O200	14 x 18	1	1/2"	40-200 Nm	13, 14, 15, 17 19, 22, 24, 27, 30	505	3.847
374-O340	14 x 18	2	1/2"	60-340 Nm	13, 14, 15, 17 19, 22, 24, 27, 30	555	3.940

Max Tools Quality Guarantee



Torque Wrench

Max Torque Wrench

Material : Chrome vanadium steel
 MT- 000 : 1/2-in driver size (10–150 ft/lbs)
 MT- 000 : 1/2-in driver size (50–250 ft/lbs)
 Readings in foot-pounds and newton-meters
 Easily adjustable locking feature
 Internal clicking mechanism
 1 unit increments (in-lbs or lb-ft)
 Dimensions, MT- 000 : 18.4 x 1.4 in (46.7 x 3.6 cm)
 Weight, MT- 000 : 2.9 lbs (47.1 oz)
 Dimensions, MT- 000 : 22 x 1.5 in (55.9 x 3.8 cm)
 Weight, MT- 000 : 2.6 lbs (42.3 oz)



- Torque wrenches with Reversible Ratchet
- Chrome-Vanadium in Plastic Box



Hebelumschaltknarre with ejector pin for Quick release of the connector Ratchet reversible type with quick release ejector button Reversible ratchet ejector rod to release quickly the ratchet tool Reversible Carraca con expulsor para separación instantánea de vasos y accesorios

Well adjustable, clearly legible scale
 Clearly visible scale
 Easily adjustable graduation ladder and very readable
 Escala nitidamente legible de fácil ajuste

Locking of the set Torque Vertes
 Locking of set torque
 Locking the selected torque
 Bloqueo del by the seleccionado

Non-slip handle for safe handling and adjustment Torque value Nonskid turninghandle for safe handling and adjustment of torque value Handler anti-slip for a grip in hand safe and adjust the torque Empuñadura giratoria for a manejo seguro y para ajustar el by apriete

Code	Size Nm	Gradation	Lenght mm	Arms Force mm	Square Drive	Kg
374-025	5-25	0.05	275	125	9.38	0.560
374-210	28-210	0.1	365	270	12.5	1.100
374-350	70-350	0.25	630	415	12.5	2.380
374-500	100-500	0.25	850	595	19	4.100
374-700	140-700	0.5	1070	820	19	6.700
374-800	140-980	0.75	1210	905	19	8.000
374-980	140-980	1	1210	905	25	8.000
374-1500	450-1500	0.75	1300	1180	25	11.000
374-2000	750-2000	12.5	1830	1710	25	13.000
374-3000	1000-3000	10	1500	1368	25	25.000

Hand Tools



Stencil (A to Z)



Code	Size
317S-01	30
317S-02	50
317S-03	80
317S-04	100
317S-06	150
317S-08	200
317S-10	250
317S-12	300

Stencil (0 to 9)



Code	Size
316S-01	30
316S-02	50
316S-03	80
316S-04	100
316S-06	150
316S-08	200
316S-10	250
316S-12	300

Sounding Tape White



Code	Length MTR	Length FT	kg
315-01-15	15	50	0.89
315-01-20	20	66	0.89
315-01-30	30	90	0.89

Belt Punch Plier



Code	Length	Size	kg
300	250	2, 2.5, 3, 3.5, 4, 4.5	0.430

Brass Stencil (A to Z)



Code	Size
317BK-25	25 MM
317BK-38	38 MM

Code	Size
317BK-50	50 MM
317BK-75	75 MM
317BK-100	100 MM

Carpet Kicker



- Key Features**
- Five position extendable
 - Fitted with extra wide buffer pad
 - Four rows of nap grips
 - Extra pin plate teeth for easier stretching
 - Aluminium die cast body for max strength
 - Large channel to reduce wear and maintain precision
 - Smooth and precise dial adjustments

Code	Length	kg
485	18 to 24"-7/8"	0.260



Measuring Tape with Lock



Code	Size	Gradution	kg
313-03	3mt x 16	mm/Inch	0.110
313-05	5 mt x 19	mm/Inch	0.180
313-05A	5mt x 25	mm/Inch	0.210
313-07	7.5mt x 25	mm/Inch	0.350
313-10	10mt x 25	mm/Inch	0.500

Measuring Tape Fiber



Code	Size	Gradution	kg
314-15	15mt x 13	Inch	0.250
314-20	20mt x 13	Inch	0.350
314-30	30mt x 13	Inch	0.440
314-50	50mt x 1	Inch	0.680

Measuring Tape Steel



Code	Size	Gradution	kg
315-15	15-mt x 13	mm/Inch	0.290
315-20	20-mt x 13	mm/Inch	0.290



Code	Size	Gradution	kg
315-30	30-mt x 13	mm/Inch	0.520
315-50	50-mt x 13	mm/Inch	0.830

Measuring Tape Steel



Code	Size	Gradution	kg
315O-30	30-mt x 13	mm/Inch	0.520
315O-50	50-mt x 13	mm/Inch	0.830
315O-100	100-mt x 13	mm/Inch	1.400

Measuring Tape Fiber (open)




Code	Size	Gradution	kg
314O-100	100-mt x 13	mm/Inch	2.200

Hand Tools



Right Angle Flat Base



Code	Specification	Graduation	kg
328-12	200x300x2	Inch/mm	0.250
328-24	400x600x2	Inch/mm	0.700
328-H12	200x300x2	Inch/mm	0.400
328-H24	400x600x2	Inch/mm	0.850


Combination Square



DESCRIPTION
Steel with spirit Level. Blade marked metric and imperial graduations on both sides can mark 45 and 90 degrees with adjustable depth for repetition marking and scribing.


Code	Size	Graduation	kg
325-12	300	Inch/mm	0.170

Right Angle Heavy Base (MS)



Code	Size	Graduation	kg
338-06	150	Inch/mm	0.170
338-08	200	Inch/mm	0.205
338-10	250	Inch/mm	0.260
338-12	300	Inch/mm	0.290
338-18	450	Inch/mm	0.600
338-24	600	Inch/mm	0.750

Right Angle Aluminium



Code	Specification	Graduation	kg
326-06	150x100	Inch/mm	0.071
326-08	200x115	Inch/mm	0.087
326-10	250x148	Inch/mm	0.185
326-12	300x165	Inch/mm	0.210

Plastic Protactor Angle Meter



Code	Length Mt.	Type	kg
332A-01	0-360 Degree	Magnetic	0.49
332A-02	0-360 Degree	Without Magnetic	0.49

Right Angle Heavy Base (SS)



Code	Size	Graduation	kg
339-06	150	Inch/mm	0.280
339-08	200	Inch/mm	0.380
339-10	250	Inch/mm	0.480
339-12	300	Inch/mm	0.540
339-18	450	Inch/mm	0.950
339-24	600	Inch/mm	1.110



Spirit Level



3 solid Acrylic shockproof vials-horizontal, vertical, 45°

Code	Length-A	kg
311-12	300	0.125
311-18	450	0.170
311-24	600	0.210
311-36	900	0.300
311-40	1000	0.335
311-48	1200	0.385
311-60	1500	0.465
311-80	2000	0.700

Spirit Level Magnetic



3 solid Acrylic shockproof vials-horizontal, vertical, 45°

Code	Length-A	kg
312-12	300	0.133
312-18	450	0.178
312-24	600	0.220
312-36	900	0.312
312-40	1000	0.345
312-48	1200	0.392
312-60	1500	0.475
312-80	2000	0.710

Spirit Level Digital



Code	Length	kg
311D-09	225	0.25
311D-12	300	0.30
311D-18	450	0.40
311D-24	600	0.55

Magnetic Plumbob



Code	Length	kg
372M	6 Mtr	0.430

Plumb Bob




Code	Size Kg
372-03	0.300
372-05	0.500
372-10	1.000
372-20	2.000
372-30	3.000
372-50	5.000

Steel Ruler



Code	Specification(mm)	Gradution	kg
324-06	150 x 19 x 0.8	mm/Inch	0.021
324-12	300 x 25 x 1.0	mm/Inch	0.063
324-24	600 x 30 x 1.2	mm/Inch	0.180
324-40	1000 x 35 x 1.5	mm/Inch	0.420
324-60	1500 x 38 x 1.8	mm/Inch	0.835
324-80	2000 x 40 x 2.8	mm/Inch	1.270

Hand Tools



Protactor With Steel Rule



Code	Size	Range	Accuracy	kg
322P-06	150	0-180°	±0.3°	0.200
322P-08	200	0-180°	±0.3°	0.325
322P-12	300	0-180°	±0.3°	0.500

Depth Gauge



Code	Range	Accuracy	Graduation	kg
321DG	0-150	±0.3	0.02	0.080
321DG	0-300	±0.3	0.02	0.110

Bore Gauge



Code	Range	kg
321-16	1-15	0.026
321-30	15-30	0.045
321-45	30-45	0.060
321-60	45-60	0.080

Filler Gauge



Code	Length-A	Range	kg
319G-413	100x13	0.5-1	0.090
319G-420	100X20	0.5-1	0.090
319G-428	100X28	0.5-1	0.090
319G-620	150x20	0.5-1	0.180
319G-626	150x26	0.5-1	0.190
319G-628	150X28	0.5-1	0.190
319G-820	200X20	0.5-1	0.250
319G-828	200X28	0.5-1	0.250
319G-1220	300x20	0.5-1	0.360
319G-1228	300X28	0.5-1	0.360

Cabinet Key



Code	Length Inch
474	8 in 1
474-1	10 in 1

Pitch Gauge



Code	Length-A	Graduation
320-02	28 Blades	MM/Inch

Max Tools Quality Guarantee



Welding Gauge


HG-001



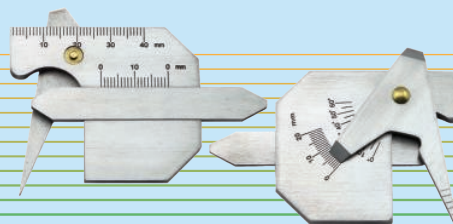
HG-002



HG003




HG-004




HG-005
Bridge Cam Gauge




HG-006
Multi Purpose Hi-10 Gauge



HG-007
Single Purpose Hi-10 Gauge



HG-008



HG-009




HG-010



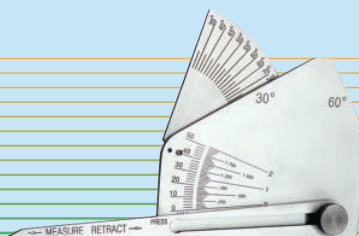
HG-011
Fillet Gauge



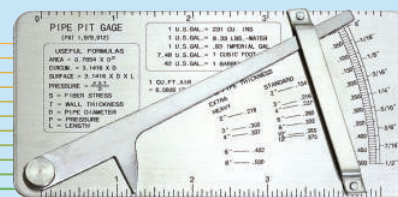
HG-012



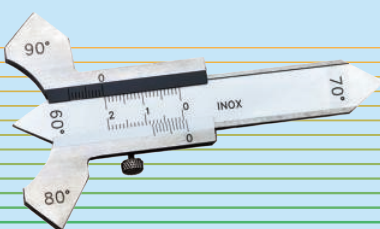
HG-014



HG-015
Pit Gauge




HG-018



HG-020




T201
Center Marking
Tool



Hand Tools



Dial Indicator with Magnetic Base



- Dial Indicator with Magnetic Base Technical Parameters -**
- Branch stem with fine adjustment
 - Magnetic base with on/off switch
 - For dial indicators with lug back or plain back
 - Clamp hole : 8 & 6.5mm (optional : hole 33/8" & 5/32")
 - Main stem : Φ 12 x 176 mm
 - Branch Stem : Φ 10 x 150 mm
 - Tapped hole : M8 x 1.25 mm
 - Weight : 1.4 kg

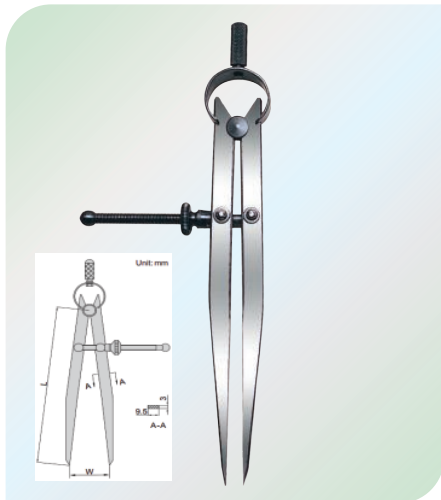
Code	Magnetic Pull	Height
116G-2	30-35 kg	9.25

Triangle



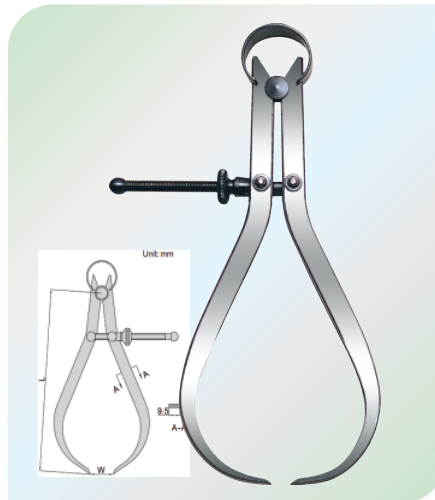
Code	Length A	Length B
328T-06	6"	7"

Engineering Divider



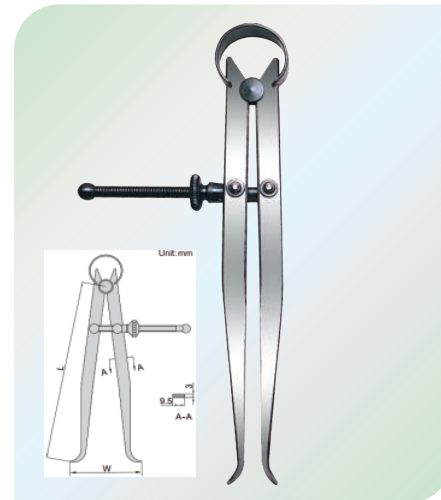
Code	Size	Range	kg
323-04	100	0-100	0.080
323-06	150	0-150	0.090
323-08	200	0-200	0.110
323-10	250	0-250	0.130
323-12	300	0-300	0.170
323-16	400	0-400	0.350
323-18	450	0-450	0.410
323-20	500	0-500	0.450
323-24	600	0-600	0.520
323-36	900	0-900	1.105
323-48	1200	0-1200	1.690

Eng. Caliper Outside



Code	Size	Range	kg
323O-04	100	0-100	0.080
323O-06	150	0-140	0.095
323O-08	200	0-190	0.130
323O-10	250	0-240	0.150
323O-12	300	0-290	0.190
323O-16	400	0-390	0.370
323O-18	450	0-440	0.430
323O-20	500	0-490	0.470
323O-24	600	0-590	0.540
323O-36	900	0-890	1.960
323O-48	1200	0-1190	2.380


Eng. Caliper Inside



Code	Size	Range	kg
323I-04	100	10-100	0.080
323I-06	150	15-140	0.090
323I-08	200	18-190	0.110
323I-10	250	20-240	0.130
323I-12	300	20-290	0.150
323I-16	400	20-390	0.350
323I-18	450	25-440	0.410
323I-20	500	25-490	0.450
323I-24	600	25-590	0.520
323I-36	900	30-890	1.135
323I-48	1200	30-1190	1.750



Stainless Steel Vernier Caliper



Code	Size	Specification	kg
318-06	150	0.02	0.280
318-08	200	0.02	0.340
318-12	300	0.02	0.900
318-24	600	0.02	1.200
318-40	1000	0.02	3.200
318-60	1500	0.02	5.500

Vernier Caliper Digital



Code	Size	Specification	kg
318D-06	150	0.02	0.300
318D-08	200	0.02	0.440
318D-12	300	0.02	0.700

Vernier Caliper Dial




Code	Size	Specification	kg
318O-06	150	0.02	0.360
318O-08	200	0.02	0.440
318O-12	300	0.02	0.750

Plastic Vernier Caliper



Code	Length	Graduation	kg
318P-06	150	MM/Inch	0.019

Micrometer



- Technical parameters**
- Carbide tipped measuring faces
 - Supplied with setting standards (except 0-25mm)

Code	Size	Accuracy	L	A	B
478-25	0-25	±4μm	32	9	28
478-50	25-50	±4μm	57	14	38
478-75	50-75	±5μm	82	15	49
478-100	75-100	±5μm	107	15	60

Micrometer



Code	Size	Accuracy	L	A	B
478-125	100-125	±6μm	133	16.5	73
478-150	125-150	±6μm	158	16.5	85
478-175	150-175	±7μm	183	19.4	104
478-200	175-200	±7μm	209	19.4	117
478-225	200-225	±8mm	234	19.4	130
478-250	225-250	±8mm	260	19.4	142
478-275	250-275	±9mm	285	19.4	155
478-300	275-300	±9mm	310	19.4	168

Hand Tools



Nut Driver Set



Code	Size	kg
371K7	5, 6, 7, 8, 9, 10, 11 mm	0.750
371P7	6, 7, 8, 9, 10, 11, 12 mm	0.750

Nut Driver



Code	Size	Length	kg
371-04	4	150	0.090
371-05	5	150	0.090
371-06	6	160	0.090
371-07	7	175	0.090
371-08	8	175	0.100
371-09	9	175	0.100
371-10	10	175	0.140
371-11	11	175	0.140
371-12	12	175	0.170
371-13	13	175	0.170
371-14	14	175	0.190

Rivet Pincer



Code	Diameter	Length
460-AB	6 mm	200

Socket & Screw Bit Set



Code	382K21
Socket Size	5, 6, 7, 8, 9, 10, 11, 12, 13 mm
Screw Bite Size	+ PH1, PH2, PH3 / - SL3, SL5, SL6 ★ T10, T15, T20 / ● AD
kg	0.350

Nut Driver



Code	Size	Length	kg
371L-04	4	150	0.090
371L-05	5	150	0.090
371L-06	6	160	0.090
371L-07	7	175	0.090
371L-08	8	175	0.100
371L-09	9	175	0.100
371L-10	10	175	0.140
371L-11	11	175	0.140
371L-12	12	175	0.170
371L-13	13	175	0.170
371L-14	14	175	0.190

Hook & Pick Set



Code	460-K4A
------	---------

Max Tools Quality Guarantee



2 Component Screwdrivers Outstanding & Superior Quality

Blade ductile and form stable for high torques.
Acc. to DIN and ISO Standards.

Hole for easy storage.

Soft component and
skin friendly solvent resistant
made from Thermoplast.

- Easy to operate
- Firm and safe grip
- Full power transfer
- Perfect fitting to everybody's hand

Screw Driver Flat

Code	A	L1	H-L	kg
384F-03	3	75	80	0.030
384F-04	3	100	80	0.035
384F-06	3	150	80	0.040
385F-02	6	38	60	0.040
385F-04	6	100	105	0.080
385F-06	6	150	105	0.090
385F-08	6	200	105	0.100
385F-10	6	250	105	0.110
385F-12	6	300	105	0.120
386F-06	8	150	115	0.140
386F-08	8	200	115	0.160
386F-10	8	250	115	0.180
386F-12	8	300	115	0.200
386F-15	8	375	115	0.230
386F-18	8	450	115	0.280
386F-24	8	600	115	0.320

Screw Driver Philips

Code	A	L1	H-L	kg
384-03	PH1	75	80	0.030
384-04	PH1	100	80	0.035
384-06	PH1	150	80	0.040
385-02	PH2	38	60	0.040
385-04	PH2	100	105	0.080
385-06	PH2	150	105	0.090
385-08	PH2	200	105	0.100
385-10	PH2	250	105	0.110
385-12	PH2	300	105	0.120
386-06	PH3	150	115	0.140
386-08	PH3	200	115	0.160
386-10	PH3	250	115	0.180
386-12	PH3	300	115	0.200
386-15	PH3	375	115	0.230
386-18	PH3	450	115	0.280
386-24	PH3	600	115	0.320



Code	A	L1	H-L	kg
387F-15	10	375	105	0.320
387F-18	10	450	105	0.430
387F-24	10	600	105	0.520

Code	A	L1	H-L	kg
387-15	PH4	375	105	0.320
387-18	PH4	450	105	0.430
387-24	PH4	600	105	0.520



Max Tools Quality Guarantee

Screw Driver Assorted Set



5 PCS

Code	Length	Shape	kg
384K-A5	3x75, 4x100, 5x125	Flat	0.340
	5x125, 6x150	Star	

Screw Driver Set Mix



7 PCS

Code	Length	Size	kg
384K-A7	3x75, 5x75x, 6x100	Flat	0.350
	5x75, 5x150, 6x125, 8x150	Star	

Precision Screw Driver Set




5 PCS

Code	382K-05
Size	3 x 90 mm Dpib
Emded S-2 Precision Bits	★-★ T2 - T3, ★-★ T4 - T5
	★-★ T6 - Star 0.8
	∨-+ Y1.5 - PH000
	+-- PH00 - SL 2.0
Handle	1 Pc Precision Screwdriver

Tester



Code	Size	Test Range
383-6	3 x 140	AC 100-500V



Code	Size	Test Range
383-8	4 x 200	AC 100-500V

Screw Driver (Hammering)



Code	Size mm	kg
388F-150	6 x 150, 6 x 200, 6 x 250	0.240
389F-150	8 x 150, 8 x 200, 8 x 250	0.245
388P-150	6 x 150, 6 x 200, 6 x 250	0.240
389P-150	8 x 150, 8 x 200, 8 x 250	0.245

Torx Screwdriver



5 PCS

Code	Size	Length	kg
384T-K05	T10	5 x 100	0.100
	T15	5 x 100	0.100
	T20	5 x 100	0.100
	T25	6 x 125	0.100
	T30	6 x 125	0.100

Max Tools Quality Guarantee



Screw Driver Assorted Set



6 PCS

Code	Length	Size
384K-A6	6x100 , 6x125 , 6x150	Flat
	PH2x100 , PH2x125 , PH2x150	Star

Screw Driver Phillips Set



6 PCS

Code	Length	Size
384K-P6	PH1x75 , PH1x100 , PH2x75	Star
	PH2x100 , PH2x150 , PH3x200	

Screw Driver Set Flat (3"-12")



6 PCS

Code	Length	Size
385K-F6	6x75, 6x100, 6x150	Flat
	6x200 , 6x250 , 6x300	

Screw Driver Set Phillips (3"-12")



6 PCS

Code	Length	Size
385K-P6	PH2x75, PH2x100, PH2x150	Star
	PH2x200 , PH2x250 , PH2x300	

Screw Driver Hammering Set



6 PCS

Code	Size
H7	Flat
	Star

Screw Driver Flat Set




6 PCS

Code	Length	Size
384K-F6	3x75 , 3x100 , 6x75	Flat
	6x100 , 6x150 , 8x200	

Screw Driver 2 In 1



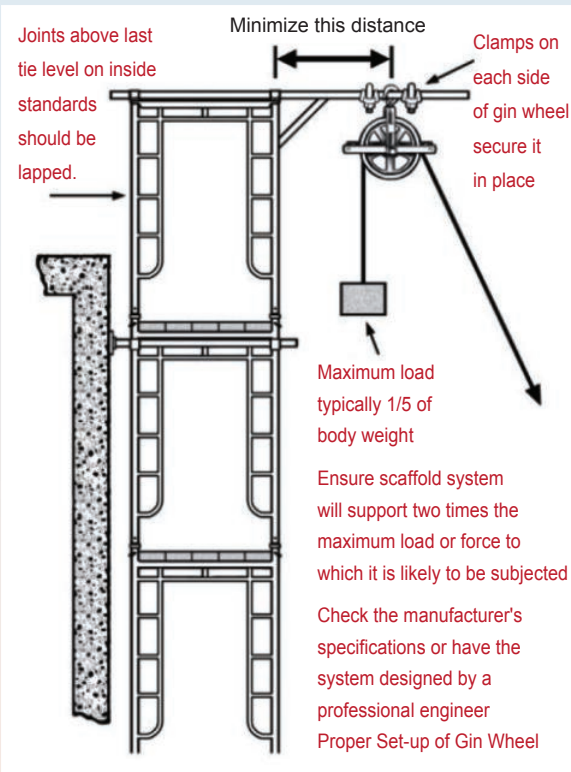
Code	Length	Size	 kg
389-62H	150	6	0.100



Max Tools Quality Guarantee

Gin Wheels

Using a gin or pulley wheel is a low-cost and convenient way of raising or lowering a load.



Identify controls

- Set up the gin wheel according to the manufacturer's instructions. Make sure the gin wheel and the rope are rated for the load you will be hoisting.
- Always rope off the area below the gin wheel and never stand directly below the load. (O.Reg. 213/91, s. 103)
- Always use gloves when working with a gin wheel to prevent rope burn.
- Make sure the rope is the correct diameter for the size of the gin wheel.
- Only use a gin wheel with a working safety catch on the mounting hook to prevent the wheel from detaching.



- Mount the gin wheel on a safe work platform that is above the standing arm's length of the worker who will be receiving the load.
- The load itself should be received no higher than the worker's shoulder height.
- Restrict loads to one-fifth of your body weight and watch for excessive side loading.
- Workers receiving the load (at heights) must use proper fall protection.
- If two or more workers are lifting the load one worker should be giving instructions.

Code	Dia	Capacity
476-98	3/4"	250 kg , 10000 kg

Scaffolding Bag



Code	-	479-30
Material		Cordora
Capacity		30 kg
Code	-	479-50
Material		Cordora
Capacity		50 kg

Scaffolding Belt



Code	Thick	Waist Size	kg
466	0.4	56"	0.530

Scaffolding Bag



Code	-	479A-30
Material		Imported Canvas
Capacity		30 kg
Code	-	479A-50
Material		Imported Canvas
Capacity		50 kg

Hand Tools



Scaffolding Spanner



Code	Size	Length	kg
476-16R	7/16"	250	0.60

Scaffolding Spanner



Code	Size	Length	kg
467-716	7/16"	250	0.600
467-21	21mm	250	0.600

Gloves Guard



Code	468

Scaffolding Hammer



Code	Dimension	kg
469	55 x 40 x 280	0.670

Scaffolding Spirit Level 10"



Code	Size	kg
472-10	250	0.220

Scaffolding Spirit Level 9"



3 solid Acrylic shockproof vials-horizontal vertical, 45° with Magnet

Code	Size	kg
471-9	230	0.100

Scaffolding Tag



Code	Holder Size	Size of Insert	kg
470	305 x 90	195 x 81	0.100

Toggle Ties



Code - 476-97

Hand Tools



Lanyard Spiral Type



Code	Capacity
475-5	5LB

Lanyard Cotton Sleeve



Code	Capacity
476-10	10LB

Lanyard Short For Hand Strap




Code	Capacity
477-11	10LB

Hand Strap For Lanyard



Code
477-12

Under Vehicle Search Mirror



Code	479-V3
Mirror Size	12"
Max Rods Length	42" to 51"
Wheel Qty	Tripod ball bearing caster wheels
Material	Aluminum Rod/ Acrylic Lens
Lighting Source	LED Torch




Code	480-V4
Mirror Size	12"
Max Rods Length	42" to 51"
Wheel Qty	Tripod ball bearing caster wheels
Material	Aluminum Rod/ Acrylic Lens
Lighting Source	LED Torch


Magnetic Sweeper



- 36-lbs of magnetic force
- Uses magnetic force to scoop up nails, screws and other metal
- Telescopic handle adjusts from 30 in. to 40 in.



Code	Capacity	kg
481-36	36 Lbs	-



Allen Key - Din-911

Imperial

Code	Size	Length 1	Length 2
351-00	3/8"	47	120
351-208	7/16"	-	130
351-210	1/2"	56	140
351-214	5/8"	65	151
351-218	3/4"	83	176
351-222	7/8"	90	205
351-226	1"	95	218
351-234	1-1/4"	120	227
351-242	1-1/2"	140	250

Allen Key - Din-911

Metric



Code	Size	Length 1	Length 2
351-1.5	1.5	16	50
351-2	2	18	55
351-2.5	2.5	20	59
351-3	3	23	65
351-3	4	24	71
351-5	5	30	81
351-5	6	34	90
351-5	7	37	96
351-8	8	40	102
351-10	10	45	120
351-12	12	55	138
351-14	14	65	151
351-16	16	75	157
351-17	17	75	157
351-18	18	75	162
351-19	19	83	176
351-20	20	83	176
351-21	21	83	185
351-22	22	90	205
351-23	23	90	205
351-24	24	95	218
351-25	25	105	220
351-26	26	105	220
351-27	27	105	227
351-28	28	105	227
351-30	30	120	227
351-32	32	120	240
351-34	34	125	250
351-36	36	140	240
351-38	38	140	250
351-40	40	155	280
351-41	41	155	280
351-42	42	165	300
351-46	46	180	335
351-48	48	180	350
351-50	50	180	350

Allen Key Long



Code	Size	Length 1	Length 2
351L-03	03	27	110
351L-04	04	27	110
351L-05	05	29	118
351L-06	06	34	138
351L-07	07	38	148
351L-08	08	42	158
351L-09	09	45	178
351L-10	10	45	178
351L-11	11	45	180
351L-12	12	45	180
351L-13	13	55	210
351L-14	14	60	211
351L-15	15	65	210
351L-16	16	75	235
351L-17	17	75	240
351L-18	18	80	270
351L-19	19	83	300
351L-20	20	83	310
351L-21	21	85	330
351L-22	22	85	330
351L-23	23	88	330
351L-24	24	88	335

Hand Tools



Allen Keys Ex. Long Hex



Code	Size
351LBS-10K (Pcs-9)	1.5, 2, 2.5
	3, 4, 5
	6, 8
	10



Code	Size
351LAF-10K (Pcs-9)	1/16", 5/64"
	3/32", 1/8"
	5/32", 3/16"
	1/4", 5/16", 3/8"

Allen Keys Ex. Long Ball Head / Torx Keys



Code	Size
351LB-10K (Pcs-9)	1.5, 2, 2.5
	3, 4, 5
	6, 8
10	



Code	Size
351LTX-10K (Pcs-9)	T10, T15
	T20, T25
	T27, T30
	T40, T45, T50



Hex Allen Keys Set - 30 pcs

Code	Pcs	Size Inch / MM
351-K30	30	Inch - 0.028 to 3/8" • MM - 0.7 to 10



T-Handle Hex Allen Keys Set

Code	Pcs	Size MM
351TEE-10K	10	2, 2.5, 3, 4, 4.5, 5, 5.5, 6, 8, 10



Hex Keys Set - Din-911

Metric



Code	Pcs	Size MM
351 BS-10K	10	1.5, 2, 2.5, 3, 4, 5, 6, 8, 10
351 BS-12K	12	1.5, 2, 2.5, 3, 4, 5, 6, 7, 8, 10, 11, 12
351 BS-24K	24	1.5 - 24

Hex Keys Set - Din-911

Imperial



Code	Pcs	Size
351 AF10K	10	1/16", 5/64", 3/32", 1/8", 5/32", 3/16", 1/4", 5/16", 3/8"
351 AF-12K	12	1/16", 5/64", 3/32", 1/8", 5/32", 3/16", 1/4", 5/16", 3/8", 1/2"
351 AF-24K	24	1/16 - 1"

Allen Keys Set Ball Head

Metric



Code	Pcs	Size MM
351BO-10K	9	1.5, 2, 2.5, 3, 4, 5, 6, 8, 10

Allen Keys Set Ball Head

Imperial



Code	Pcs	Size
351BOAF-10K	9	1/16", 5/64", 3/32", 1/8", 5/32", 3/16", 1/4", 5/16", 3/8"

Allen Keys Set Folding



Code	Pcs	Size MM
351BSF-10K	9	1.5, 2, 2.5, 3, 4, 5, 6, 8

Torx keys Folding

Code	Pcs	Size MM
351TF-10K	9	T9, T10, T15, T20, T25, T27, T30, T40

Torx Keys Set



Code	Pcs	Size
351 TX10K	9	T10, T15, T20, T25, T27, T30, T40, T45, T50

Professional Tools



K-Mann

UK



Tap Set HSS



Code	Size	Code	Size
420-04	4 x 0.7	420-14	14 x 2
420-05	5 x 0.80	420-16	16 x 2
420-06	6 x 1	420-18	18 x 2.5
420-08	8 x 1.25	420-20	20 x 2.5
420-10	10 x 1.5	420-24	24 x 3
420-12	12 x 1.75		

Tap Set Carbon Steel



Code	Size	Code	Size
425-02	2.0 x 0.4	425-13	13 x 1.75
425-2A	2.5 x 0.45	425-14	14 x 2
425-2B	2.6 x 0.45	425-15	15 x 2
425-03	3.0 x 0.5	425-16	16 x 2
425-03A	3.5 x 0.6	425-18	18 x 2.5
425-04	4.0 x 0.7	425-20	20 x 2.5
425-04A	4.5 x 0.75	425-22	22 x 2.5
425-05	5.0 x 0.80	425-24	24 x 3
425-05A	5.5 x 0.90	425-27	27 x 3
425-06	6.0 x 1	425-30	30 x 3.5
425-07	7.0 x 1	425-33	33 x 3.5
425-08	8.0 x 1.25	425-36	36 x 4
425-09	9.0 x 1.25	425-39	39 x 4
425-10	10 x 1.5	425-42	42 x 4.5
425-11	11 x 1.5	425-46	46 x 4.5
425-12	12 x 1.75	425-48	48 x 5

Round Die Handle



Code	Size	Code	Size
425DH-1.0	1"	425DH-2-0	2"
425DH-1-5	1-1/2"	425DH-2-5	2-1/2"

Round Die Carbon Steel



Code	Size	Code	Size
425D-02	2 x 0.4	425D-16	16 x 2.0
425D-2A	2.5 x 0.45	425D-18	18 x 2.5
425D-03	3 x 0.5	425D-20	20 x 2.5
425D-04	4 x 0.7	425D-22	22 x 2.5
425D-05	5 x 0.8	425D-24	24 x 3.0
425D-06	6 x 1.0	425D-27	27 x 3.0
425D-07	7 x 1.0	425D-30	30 x 3.5
425D-08	8 x 1.25	425D-33	33 x 3.5
425D-10	10 x 1.5	425D-36	36 x 4.0
425D-11	11 x 1.5	425D-39	39 x 4.0
425D-12	12 x 1.75	425D-42	42 x 4.5
425D-14	14 x 2.0		

Tap Handle



Code	Size	Code	Size
425H-0	1-8	425H-3	5-20
425H-1	3-10	425H-3-5	6-25
425H-2	4-12	425H-4	9-38

Key Tags Acrylic

Code	Size
440	3.3 x 3.3 mm



Key Tags SS

Code	Size
439	3 x 3 mm





K-Mann

UK

Professional Tools



Tap & Die sets

Code	Pcs	Size MM
425K-11	11	3 - 12
Tap Set	7	3, 4, 5, 6, 8, 10, 12 MM
Round Dies Handle	1	1"
Tap Handle	1	1/2"
Tap Holder	1	-
Screw Driver	1	-



Code	Pcs	Size Inch
425K-AF11	11	1/8 - 1"
Tap Set	6	1/8", 1/4", 3/8", 1/2", 3/4", 1"
Round Dies Handle	2	1.1/2", 2"
Tap Handle	2	1/2", 1.1/4"
Screw Driver	1	-

Code	Pcs	Size Inch
425K-AF12	12	1/8" - 1.1/4"
Tap Set	7	1/8", 1/4", 3/8" 1/2", 3/4", 1", 1.1/4"
Round Dies Handle	2	1/2", 1.1/2"
Tap Handle	2	1/2", 1.1/4"
Screw Driver	1	-



Code	Pcs	Size Inch
425K-AF13	13	1/8" - 1.1/2"
Tap Set	7	1/8", 1/4", 3/8" 1/2", 3/4", 1", 1.1/4"
Round Dies Handle	3	1.1/2", 2", 2.1/2"
Tap Handle	2	1/2", 2"
Screw Driver	1	-

Code	Pcs	Size MM
425U-AF15	15	1/8" to 3/4" UNC
Tap Set	5	1/8", 1/4", 3/8", 1/2", 3/4"
Round Dies	5	1/8", 1/4", 3/8", 1/2", 3/4"
Round Dies Handle	1	Φ25 x 9 mm, Φ38 Adaptor
Tap Handle	1	M9 - M12, M6 - M20
Screw Driver	1	-



Professional Tools



K-Mann

UK



Tap & Die sets



Code	Pcs	Size MM
425K-15	15	2 - 20
Tap Set	11	2, 4, 5, 6, 8, 10, 12, 14, 16, 18, 20 MM
Round Dies Handle	1	1"
Tap Handle	1	1/2"
Tap Holder	1	-
Screw Driver	1	-

Code	Pcs	Size MM
425K-16	16	6 - 24
Tap Set	10	6, 8, 10, 12, 14, 16, 18, 20, 22, 24, MM
Round Dies Handle	3	1", 1.1/2", 2"
Tap Handle	2	1/2", 1"
Screw Driver	1	-



Code	Pcs	Size MM
425K-17	17	6 - 30
Tap Set	11	6, 8, 10, 12, 14, 16, 18, 20, 22, 24, 27, 30 MM
Round Dies Handle	3	1", 1.1/2", 2"
Tap Handle	2	1/2", 10/16"
Screw Driver	1	-

Code	Pcs	Size Inch
425K-UF23	23	1/8" to 1/2" UNC
Tap Set	7	1/8", 3/16", 1/4", 5/16", 3/8", 7/16", 1/2"
Round Dies	7	1/8", 3/16", 1/4", 5/16", 3/8", 7/16", 1/2"
Tap Handle	1	M3 - M12
Round Dies Handle	1	Φ25 x 9 mm



Adjustable Hand Reamers

Code	Pcs	Size MM
425RK	11	H01 - H14



K-Mann

UK

Professional Tools



Tap & Die sets

Code	Pcs	Size Inch
425B-SW23	23	1/8" to 1/2" BSW
Tap Set	7	1/8", 3/16", 1/4", 5/16", 3/8", 7/16", 1/2"
Round Dies	7	1/8", 3/16", 1/4", 5/16", 3/8", 7/16", 1/2"
Tap Handle	1	M3 - M12
Round Dies Handle	1	Φ25 x 9 mm



Code	Pcs	Size Inch
425U-NC24	24	1/4" to 1 UNC"
Tap Set	10	1/4", 5/16", 3/8", 7/16", 1/2", 5/8", 3/4", 7/8", 1"
Round Dies	10	1/4", 5/16", 3/8", 7/16", 1/2", 5/8", 3/4", 7/8", 1"
Tap Handle	2	M3 - M12, M6 - M25
Round Dies Handle	2	Φ25 x 9 mm, Φ38 Adaptor

Code	Pcs	Size MM
425K-24	24	6 to 24 mm
Tap Set	10	6x1.0, 8x1.25, 10x1.5, 12x1.75, 14x2, 16x2, 18x2.5, 20x2.5, 22x2.5, 24x3 mm
Round Dies	10	6x1.0, 8x1.25, 10x1.5, 12x1.75, 14x2, 16x2, 18x2.5, 20x2.5, 22x2.5, 24x3 mm
Tap Handle	2	Φ25x9 mm, Φ38 Adaptor
Round Dies Handle	2	M9 - M12, M6 - M20



Code	Pcs	Size MM
425K-30	30	2 to 20 mm
Tap Set	12	2, 3, 4, 5, 6, 8, 10, 12, 14, 16, 18, 20 mm
Round Dies	12	2, 3, 4, 5, 6, 8, 10, 12, 14, 16, 18, 20 mm
Tap Handle	1	M6 - M20
Round Dies Handle	2	Φ25 x 9 mm, Φ38 x 14 mm
Tap Wrench	1	-
Screw Driver	1	-

Professional Tools



Tap & Die sets



Code	Pcs	Size Inch
425K-AF32	32	1/4" to 3/4" BSW
Tap Set	5	1/4", 5/16", 3/8", 7/16", 1/2"
Round Dies	5	1/2" 5/8" 3/4", 7/8", 1"
Tap Handle	1	3/4" BSW
Round Dies Handle	2	1", 1.1/2"
Screw Driver	1	-



Code	Pcs	Size Inch
425K-AF42	42	1/4" to 1" BSW
Tap Set	9	1/4", 5/16", 3/8", 7/16", 1/2", 5/8", 3/4", 7/8", 1"
Round Dies	9	1/4" 5/16", 3/8", 7/16", 1/2", 5/8" 3/4", 7/8", 1"
Tap Handle	2	1/2", 1" BSW
Round Dies Handle	2	1", 1.1/2", 2"
Screw Driver	1	-



Code	Size MM		
425-K 110	6 to 24 mm		
Tap Set	6 x 1, 6 x 0.75, 8 x 1.25, 8 x 1, 10 x 1.5		
	10 x 1.25, 12 x 1.75, 12x 1.5, 14 x 2		
	14 x 1.5, 16 x 2, 16 x 1.5, 18 x 2.5		
	18 x 1.5, 20 x 2.5, 20 x 1.5, 22 x 2.5		
	22 x 1.5, 24 x 3, 24 x 1.5		
Round Dies	20 pcs	Tap Wrench	1 pcs
Taps	20 pcs	T - Wrench	1 pcs
Dies Handle	1 pcs	Screw Driver	1 pcs



- Dies - 35 pcs (sizes as Taper Taps)
- Dies Holder (2 pcs) - 25 mm O/D, 38 mm O/D
- Tap Wrench (2 pcs) - M3-M12, M6-M20
- T-Wrench (1 pc) - M3-M6
- Package - Metal case

Code	Size MM
425-K 110	2 to 18 mm
Tap Set	M2 x 0.4, M 3 x 0.5, M 4 x 0.7, M5 x 0.8
	M6 x 0.75, M6 x 1.0, M7 x 0.75, M7 x 1.0
	M8 x 0.75, M8 x 1.0, M8 x 1.25, M9 x 0.75
	M9 x 1.0, M9 x 1.25, M10 x 0.75, M10 x 1.0
	M10 x 1.25, M10 x 1.5, M11 x 0.75, M11 x 1.0
	M11 x 1.25, M11 x 1.5, M12 x 0.75, M12 x 1.0
	M12 x 1.25, M12 x 1.5, M12 x 1.75, M14 x 1.0
	M14 x 1.25, M14 x 1.5, M14 x 2.0, M16 x 1.0
	M16 x 1.5, M16 x 2, M18 x 1.5
	Metric Plug Taps

Max Tools Quality Guarantee



Insulated Tools

Insulated tools are hand tools used by electricians to help protect them from, and reduce electrical related incidents such as electrocution, arc flash, and arc blasts. The use and application of insulated tools and appropriate PPE (Personal Protection Equipment)



Insulated Hand Tools



Wire Stripper



Code	Length	⊕ MM	S MM ²	kg
------	--------	------	-------------------	----

335VD-C6	160	5.0	10.0	0.215
----------	-----	-----	------	-------

Water Pump Plier



Code	Length	○ Max	kg
------	--------	-------	----

305VD-250	250	28	0.450
305VD-300	300	30	0.600

Cable Cutter



Code	Length	⊕ MM ²	kg
------	--------	-------------------	----

350VD-150	150	22	0.250
350VD-250	250	80	0.650

Cable Cutter Ratchet



Code	S MM ²	⊕ MM ²	kg
------	-------------------	-------------------	----

12024-32	240	32	0.750
12038-52	380	52	1.000

Cable Cutter Large



Code	Length	⊕ MM ²	kg
------	--------	-------------------	----

356VD-610	160	250	2.000
356VD-820	820	500	3.500

Bolt Cutter



Code	Length	MM	kg
------	--------	----	----

357VD-24	600	Cu+Al Φ20mm Fe Φ6mm<>	2.000
----------	-----	--------------------------	-------

Insulated Hand Tools



Combination Plier



Code	Length	⊖	⊕	kg
301VD-160	160	2.0	1.6	0.175
301VD-180	180	2.4	2.2	0.350
301VD-200	200	2.5	2.2	0.455

Long Nose Plier



Code	Length	⊖	⊕	kg
303VD-160	160	2.0	1.6	0.180
303VD-200	180	2.4	2.0	0.315

Diagonal Cutting Pliers



Code	Length	⊖	⊕	kg
302VD-160	160	2.4	2	0.235
302VD-180	180	2.4	2	0.385

Bent Nose Plier



Code	Length	⊖	⊕	kg
303BVD-160	160	2.0	1.6	0.180
303BVD-200	180	2.4	2.0	0.200

Flat Nose Pliers



Code	Length	L3	W3	⊖	⊕	kg
303FVD-160	160	48	16	6.5	9	0.155

Round Nose Pliers



Code	Length	L3	W3	D1	T1	kg
303VD-160	160	46	16	2.6	9	0.155

Insulated Hand Tools



Torque Wrench



Code - V43012

Downforce	1/2" (12.5 mm)
Torque (min.)	10 Nm
Torque (max.)	50 Nm
Length	290 mm
Max. torque	10 - 50 Nm
Weight	1.23 kg

Adjustable Wrench



Code L Inch MM ⚙️ MM ⚖️ kg

307VD-160	6"	162	25	0.170
307VD-200	8"	218	31	0.300
307VD-250	10"	260	37	0.500
307VD-300	12"	308	43	0.830

Hex Key



Code ⚙️ Max A Length ⚖️ kg

351VD-03	3	16	131	0.019
351VD-04	4	28	142	0.028
351VD-05	5	45	176	0.052
351VD-06	6	46	195	0.075
351VD-08	8	52	215	0.130
351VD-10	10	52	237	0.208
351VD-12	12	62	265	0.330

Open End Wrench



Code S A B L ⚖️ kg

3302VD-06	6	6	21.8	89.5	0.050
3302VD-07	7	7	24	89.5	0.050
3302VD-08	8	7.5	25.3	99.5	0.050
3302VD-09	9	7.5	27.4	99.2	0.050
3302VD-10	10	8	31	110	0.050
3302VD-11	11	8.5	34	120	0.050
3302VD-12	12	8.5	36	130	0.050
3302VD-13	13	10.5	39	140	0.050
3302VD-14	14	10.5	40	150	0.100
3302VD-15	15	11.5	42	160	0.100
3302VD-16	16	11.5	43	165	0.100
3302VD-17	17	12.5	47	165	0.100
3302VD-18	18	13	50	175	0.150
3302VD-19	19	14	53	180	0.150
3302VD-21	21	14	55	195	0.150
3302VD-22	22	14	58	205	0.200
3302VD-24	24	14	62	230	0.250
3302VD-27	27	13.8	60	249	0.350
3302VD-30	30	14.6	64	284	0.400
3302VD-32	32	15.7	68	308	0.500

Scissors



Code L MM B-L mm ⚖️ kg

354VD-06	160	50	-
----------	-----	----	---

Insulated Hand Tools



Nut Driver



Code	○ Max	L Rod/Handle	kg
371VD-04	4	125+110	0.095
371VD-05	5	125+110	0.095
371VD-05.5	5.5	125+110	0.100
371VD-06	6	125+110	0.100
371VD-07	7	125+110	0.100
371VD-08	8	125+110	0.105
371VD-09	9	125+110	0.110
371VD-10	10	125+120	0.115
371VD-11	11	125+120	0.160
371VD-12	12	125+120	0.160
371VD-13	13	125+120	0.165
371VD-14	14	125+120	0.170

Ring Wrench



Code	S	A	B	L	H	kg
3311VD-06	6	7	13	130	17	0.050
3311VD-07	7	7.5	15	140	18	0.050
3311VD-08	8	8.5	16.5	150	19	0.050
3311VD-09	9	9	18	160	19	0.050
3311VD-10	10	9	21	170	20	0.100
3311VD-11	11	10	22.5	180	21	0.100
3311VD-12	12	10	22.5	190	21	0.150
3311VD-13	13	11	26.5	200	23	0.150
3311VD-14	14	12	28	210	23	0.150
3311VD-15	15	12	29	215	24	0.150
3311VD-16	16	12	31	215	26	0.200
3311VD-17	17	13	32	220	26	0.200
3311VD-18	18	13	35	230	28	0.250
3311VD-19	19	14	36	240	28	0.250
3311VD-21	21	14	39	250	30	0.300
3311VD-22	22	15	41	260	30	0.300
3311VD-24	24	16	44	280	32	0.300
3311VD-27	27	18	48	290	32	0.400
3311VD-30	30	19	53	310	33	0.500
3311VD-32	32	20	56	320	33	0.500

Socket



Code	○ Max	D	H	kg
414VD-10	10	18.7	54	0.050
414VD-11	11	20	54	0.050
414VD-12	12	21.2	54	0.050
414VD-13	13	22.3	54	0.050
414VD-14	14	23.7	54	0.050
414VD-16	16	26.4	54	0.050
414VD-17	17	26.7	54	0.050
414VD-18	18	28.7	54	0.050
414VD-19	19	29	54	0.050
414VD-21	21	31	54	0.050
414VD-22	22	33	54	0.100
414VD-24	24	35.3	54	0.100
414VD-27	27	40	58	0.100
414VD-30	30	43.1	59	0.150
414VD-32	32	45.1	59	0.150

Insulated Reversible Ratchet - DR



Code	Length	Size	kg
422VD-10	200	3/8	0.350
422VD-12	250	1/2	0.385

Insulated Hand Tools



Insulated Screw Driver Flat



Code	A	Length	H-L	kg
421F-03	3	75	75	0.030
421F-04	4	100	75	0.040
421F-05	5	125	95	0.070
421F-06	6	150	100	0.110
421F-08	8	200	105	0.150

Insulated Screw Driver Star



Code	A	Length	H-L	kg
421-03	PH0	75	75	0.030
421-04	PH0	100	75	0.040
421-05	PH1	125	95	0.070
421-06	PH2	150	100	0.110
421-08	PH3	200	105	0.150

Insulated Screw Driver Set



Code	483VD-K12
Slotted Screwdriver	0.4 x 2.0 x 100, 0.4 x 2.5 x 100 0.5 x 3.0 x 100, 0.6 x 3.5 x 100 0.8 x 4.0 x 100, 1.0 x 5.5 x 100 1.2 x 6.5 x 100
Star Screwdriver	PH0 x 60, PH1 x 80, PH2 x 100
Voltage	3.0 x 70
TX	31 x 105

Screw Driver Assorted Set




Code	Type	Length	kg
421K-P5	Star	PH0 x 75, PH1 x 100, PH2 x 150	0.500



Code	Type	Length	kg
421K-F5	Flat	3 x 75, 4 x 100, 6 x 150, 8 x 200	0.500

Screw Driver Assorted Set



Code	Type	Length	kg
421K-A8	Flat	3 x 7, 4 x 100, 5 x 125, 6 x 150	0.520
	Star	PH0 x 75, PH1 x 100 PH1 x 125, PH2 x 150	

Insulated Hand Tools



Insulated Tools Set



Code

V-6501-24

Wrench, single open End	10, 11, 12, 13, 14, 17, 19 mm
Plier Lineman	8"
Plier Diagonal Cutting	6"
Slotted Screwdriver	3x50, 4x100, 5x100 mm
Star Screwdriver	PH-0x50, PH-1x75 PH-2x150 PH-1x100 mm
Socket 1/2"	10, 11, 12, 13, 14, 17, 19mm
Sliding T Type Wrench	1/2"

Socket Set



Code

V-81409

3/8" - Ratchet Handle	200
3/8" - Extension Bar	125
3/8" - Socket	8, 10, 12, 13, 14, 17, 19



Code

V-81611

3/8" - T-Handle Wrench	200
3/8" - Socket	8, 10, 11, 12, 13, 14
3/8" - Hexagon Socket	4x75, 5x75, 6x75, 8x75

Hand Tools Set



Code

V-83306

1pc Combination Plier	180 mm
1pc Diagonal Cutting plier	160 mm
2pcs Slotted Screwdriver	0.4 x 2.5 x 75 , 0.8 x 0.4 x 100 mm
1pc Star Screwdriver	PH-2x100 mm
1pc Voltage Tester	3.0x70 mm

T type Allen Key Set



Code

Size

VD351T-06

2.5, 3, 4, 5, 6, 8

Insulated Hand Tools



Junior Hacksaw



Code	D mm	kg
349VD-06	150	0.500

Junior Hacksaw 12"



Code	D mm	L mm	kg
349VD-12	300	450	0.550

Cable Knife



(Straight)



Code	D mm	L mm	kg
VD348-18	38	155	0.150

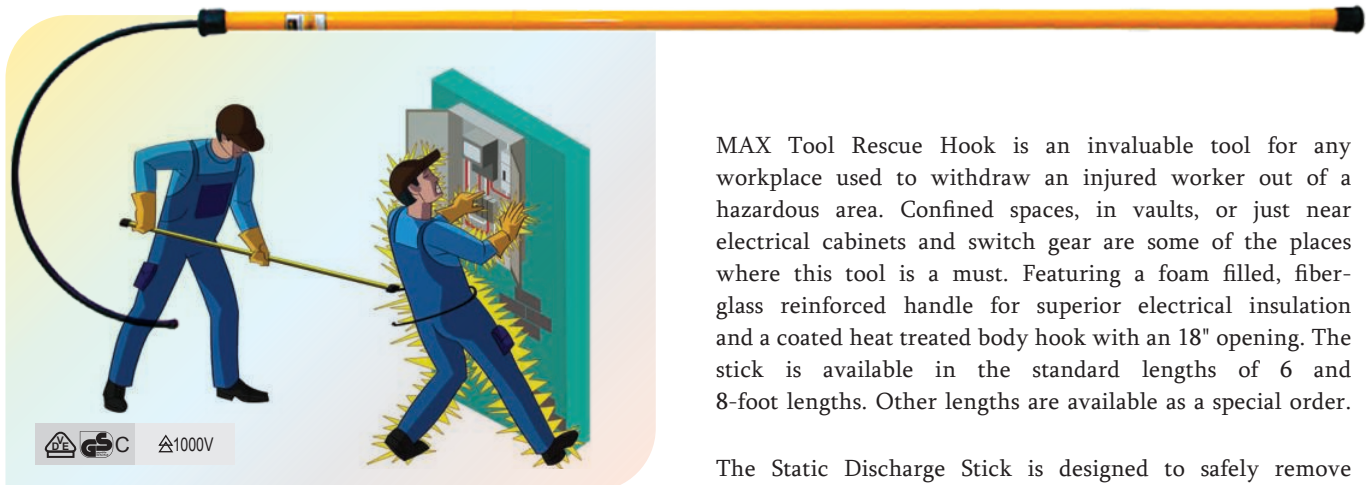


(Dismantling)



Code	D mm	L mm	kg
VD348-16	38	155	0.150

Insulated Rescue Hook



Code	Length Mt.	Capacity	kg
VD359	1.5	35KV	1.75
VD360	2	110KV	2.10

MAX Tool Rescue Hook is an invaluable tool for any workplace used to withdraw an injured worker out of a hazardous area. Confined spaces, in vaults, or just near electrical cabinets and switch gear are some of the places where this tool is a must. Featuring a foam filled, fiberglass reinforced handle for superior electrical insulation and a coated heat treated body hook with an 18" opening. The stick is available in the standard lengths of 6 and 8-foot lengths. Other lengths are available as a special order.

The Static Discharge Stick is designed to safely remove the static charge after de-energizing. This tool is pre-assembled and includes a copper "U" hook, 3/6" closed cell foam filled tubular fiberglass stick and 6' of copper grounding cable attached to a Max 1814 bronze flat jaw serrated grade 3 clamp. Also available in a 1' length stick.

Max Tools Quality Guarantee



Push Pull Pole (Safety Hand Tool)

Purpose

To manufacture a line of safety products that provide rig operators a meaningful way to create safer working conditions and implement evolving risk management safety protocols. When used effectively & as designed, our products provide a buffer zone of safety where rig personnel can guide, maneuver, spot and land suspended loads & work drill pipe on the platform.

Operators now have a way to mitigate risk by equipping & training workers to not place themselves in danger working in an unsafe proximity to, or under hazardous suspended loads.

Adopted by almost all major Oil & Gas industry companies worldwide



Applications

Drilling platforms: offshore and onshore, loading and unloading OTR trucks "Hands Free" Guiding, spotting and landing suspended loads Maneuvering drill pipe and all types of tubular on pipe racks or on the platform Snagging taglines and sling legs Ratings.

Ratings

Load testing : Static Pull = 400 lbs.

Compression = 600 lbs.


Our tools are not lifting / load bearing tools, SWL cert not required. Major components tested to ASTM standards.

Code	Length
PST1R-42	1050 mm
PST1R-50	1250 mm
PST1R-72	1800 mm
PST1R-90	2250 mm

Hand Tools



Heavy Duty Holding & Retrieving Magnets



Code	HML up to	kg
423-100	100 lbs.	0.340
423-150	150 lbs.	0.590
423-225	225 lbs.	1.840

Deep Pot Magnets



Code	Dia MM	H MM	Screw Head	Pull Force Kg	kg
423-B01	9.5	15	M3	1	0.005
423-B02	12.7	15.9	M4	2	0.015
423-B03	17.5	16	M6	2.65	0.023
423-B04	20.5	19	M6	4	0.040

Powerful Handle Magnets



Code	HML up to	kg
423-50	50 lbs.	0.190

Shallow Magnets



Code	Dia MM	H MM	Thread Size	Pull Force Kg	kg
423-C01	50	10	M8	15	0.16
423-C02	80	18	M10	55	0.56

Magnetic Tray Square




Code	Size	kg
441	2-1/2" x 3" , 3/4" x 3/4"	0.080

Magnetic Tray Round




Code	HML up to	kg
442	4" x 7/8"	0.160

Magnetic Weld Ground



Code	2" Mag Pull	kg
443-2	16 LBS	0.180



Code	4" Mag Pull	kg
443-4	16 LBS	0.560

Hand Tools



Telescopic Magnetic PickUp Tool



Code	Length	kg
423F-500	500 mm	0.200

Telescoping Inspection Mirror



Code	Length	Telescopic	kg
424-5080	2"×3-1/2"	11"-38"	0.100

Flexible Magnetic Pick Up Tool with Led



Code	Specification
447-150	<ol style="list-style-type: none"> 1. Light shines through a hole in the magnet illuminates and retrieves metal objects in darkened areas. 2. Turn head clockwise to turn on counter clockwise to turn off. 3. The magnetic power is 1.5LBS. 4. Overall length 22-1/4"

Telescoping Inspection Mirror



Code	Length	Telescopic	kg
424R-32	1-1/4"(dia)	8"-35"	0.100
424R-60	2-1/4"(dia)	9-3/8" - 36-3/8"	0.100
424R-80	3-1/4"(dia)	10-3/4" - 29-1/2"	0.150

Pick Up Tool H/D



Code	446-50
------	--------

- 1. DURABLE DESIGN AND STRONG MAGNET**
MAX magnetic pick-up tool is built to last and is constructed using high quality materials. The 50 pounds of pull allows you to pick up a wide range of items with the powerful magnet.
- 2. EXTENDABLE WITH GRIP HANDLE**
The long extended handle of this telescoping tool extends to 40 inches.
- 3. PORTABLE MULTIUSE PICK UP TOOL**
The telescoping shaft collapse to 24 inches for efficient and compact storage and portability. The magnetic shaft is ideal to pick up damaging nails, screws bolts and metal scraps. It is also great to use to clean up after shop, roofing and deck projects.
- 4. PRODUCT DETAILS**
Extends to 40 inches and collapse to 24 inches Green ergonomic easy grip handle and a 3.25-inch diameter 50 Lb. magnetic head.

Telescopic Magnetic PickUp Tool




Code	Specification	kg
445-350	<ol style="list-style-type: none"> 1. The Magnetic power is 3.5 LBS 2. Telescopic from 5" to 24-3/4" 3. The Material is brass tube 	0.040

Float Power Screenshot Concrete Equipment



This concrete power trowel hold low maintenance and long-life design. Ideal 36'-diameter trowel for running pans, clip-on float blades. The latest concrete surface roughness erase-precision equipment Features.

- The machines construction more smooth floor surface, formation, can greatly improve
- The surface of the power trowel to the floor real close, wear resistance
- Efficiency, compared with the artificial increase many times over
- Concrete pavement, flooring, shipyards airports and other floor



Max Tools Quality Guarantee


Code	426				
Power	5.0-5.5HP	1.5-2.2KW	5.0-5.5HP	2.2-3.0KW	5.0-6.5HP
Working Speed (Rpm)	50-100	50-100	50-100	50-100	50-100
Working Diameter (mm)	600	600	760	915	915
Weight (Kg)	47	65	65	65	65
Size (cm)	75x65x85	75x65x85	85x85x86	105x105x85	105x105x85

Float Pan



Code	Size	Dia	Thicknes
430-24	24"	24"	2
430-30	30"	30"	3
430-36	36"	36"	3
430-46	46"	46"	3

Combination Blade



Code	Size	Dia	Thicknes
427-24	5 x 9	24"	1.2
427-36	8 x 14	36"	1.9
427-46	8 x 18	46"	1.9

Finish Blade



Code	Size	Dia	Thicknes
428-30	6 x 10.5	30"	1.6
428-36	6 x 14	36"	1.6
428-46	6 x 18	46"	1.6

Float Blade



Code	Size	Dia	Thicknes
429-36	10 x 14	36"	3
429-46	10 x 18	46"	3



Max Tools Quality Guarantee



Glass Lifter - Suction Cup



Model - GS-150

Model - 345-03




• Tile Cutting Plier

Model - 345-01



• Ceramic Tile Cutter

Manual Tile Cutter



Code


Size

345-A16

16" (450 mm)

345-A24

24" (600 mm)




Code

Size

345-22

22" (550 mm)

Manual Block Cutter




Code	Size mm	Size inch	Thickness mm
345-60	400	16	0.37
345-62	600	24	0.60

345-60	400	16	0.37
345-62	600	24	0.60

345-60	400	16	0.37
345-62	600	24	0.60

Tile Marking Tool



Code

Length

Size



345-10


250

7/16"

0.60



Max Tools Quality Guarantee

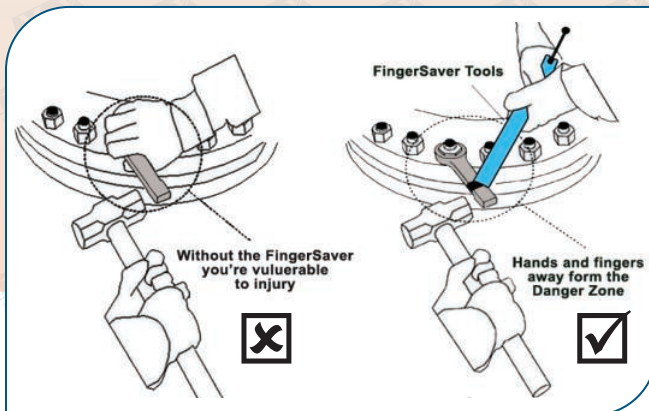


Finger Saver

Code	Length mm	kg
FS-295	295	0.190
FS-375	375	0.230
FS-850	850	0.680



Help protect your employees from hand and finger injuries with the correct and safe intended use of the FingerSaver make it your site safety standard practice.



MAX Finger saver 295mm long, the newest model in the range offers a fantastic solution when working in easy access environments where more control is needed.

MAX Finger saver the best seller out of the 3 in the product range, this Fingersaver is the ideal purchase for keeping hands away from danger during use with items such as a flogging spanner.

MAX Long Finger saver is the perfect solution for keeping hands and fingers well away from potential danger zones when either working alone or most commonly with a colleague.

Chisel Holder



Code	Length W	Length	Length A
FS-100	40	170	38

Max Tools Quality Guarantee



Hot Air Gun

POWERFUL & DURABLE :

Powerful 2000 Watt motor capable of delivering temp options of 300 or 500 Degrees Celsius in 1 minute. At 1 Kg weight, provides the perfect balance of power, weight and size saving you time while blowing consistently hot air. Robust impact resistant body and metal head for long life and durability.

SAFE & EASY TO USE :

Compact tool body with contoured soft grip provides eliminates operator fatigue, temp switch can easily be changed during operation with one hand, enclosed hand guard prevents accidental touching of hot surfaces. 4 quick-change interchangeable nozzles included.

FLAT BASE EASILY STANDS ON END :

Solid flat base allows hot air gun to securely rest in an upright position to allow for no-hands operation. Perfect when pipes or other objects need to be worked over hot air flow.



Model - HAG-24

2000W	220-240V -50/60Hz	350°C 550°C	: 300 l/min : 500 l/min
--------------	----------------------	----------------	----------------------------

Code	Voltage	Frequency	Rate power I/II/III	Temperature I/II/III	Air Flow I/II/III
HAG-24	220-240V	50/60Hz	1000/2000W	350/600°C	300/500L/min

Electric Blower

Max Tools Quality Guarantee

HOW TO USE

- When being used for blowing, attach the nozzle to the wind outlet and turn the nozzle clockwise to lock.
- When being used for suction, with nozzle attached to suction port and dust bag attached to outlet of wind.
- When dust bag is full, remove the bag and open outlet of bag then clean the dust into a dust bin.
- When pressing the switch button. the unit is started. Releasing the switch button, the unit is stopped When lock button is pressed after the unit is started, the unit can continuously work and the unit can be stopped if you press the switch button again.

This unit is used for cleaning or coldshouldering machines and instruments of various industries.

SPECIFICATION
 Maximum air volume : 2.8M3 / min
 Rated Power : 600 W
 No load Speed :130000rpm



Model - HB-600





Max Tools Quality Guarantee

Total Station



- * Integrated USB communication, SD card, USB Flash drive
- * 3.5" / 320 x 240 Dpi colour LCD touch screen
- * Lithium Ion Battery

- * One Touch Measurement



Code GTS-312 / GTS315 ▪ GTS-332R5 / GTS335R5

DISTANCE MEASURING			
Max. Distance (Good Weather)	One Prism	1.8KM / 1.2KM	3KM
	Reflecting Paper	300~800m (based on-different condition)	
	Prismless	50~500m (based on-different condition)	
Display		Max : 999999.99 M / Min : 1mm	
Accuracy		3+2 PPN (with Prism), 5+2 PPM (No Prism, Fine)	
Measuring Time		Fine : 2sec., tracing : 0.7sec.	
Wether Constance Change		automatic change after input constance	
Prism Constance Change		automatic change after input constance	
ANGLE MEASURING			
Measurment Way		Absolute Encode	
Crosshair Plate Diam.		79 mm	
Min. Reading		1"/5" Optional	
Accuracy		2"/ 5"	2"/ 5"
VERTICAL COMPENSATOR			
System		liquid-electric detection	
Working Range		+/-3'	
Precision		1"	
LEVEL SENSITIVITY			
Plate Level		30"/2 mm	
Cicular Level		8'/2 mm	

TELESCOPE

Image	Erect
Length Of Telescope	152 mm
Diam. Of Objective Len's	Telescope : 45 mm Distance Measure : 47 mm
Magnificant	30*
Field Of View	1 degree 30'
Min. Focus	1.3 m

SOFTWARE & MEMORY

on board software functions	REM, MLM, Area Calculation. Setting Z Coordinate of Occupied Point Point to Line Measurement, Road, Stake Out, Resection data collection, ANGLE MEASUREMENT, DISTANCE COORDINATE MEASUREMENT etc.
-----------------------------	--

intemal memory

2000KB

DATA COMMUNICATION PORT

Type	RS232c	RS232c, USB, SD card reader
------	--------	-----------------------------

DISPLAY

Type

POWER

Source	Dual Face
Voltage	Chargeable Lithium Battery
Continues Working Time	DC6V
	(5-6) H

MEASURMENT AND WEIGHT

Dim.	160*150*340 MM
Weight	5.4KG

Max Tools Quality Guarantee



Total Station



- * Integrated USB communication, SD card, USB Flash drive
- * 3.5" / 320 x 240 Dpi colour LCD touch screen
- * Lithium Ion Battery

- * One Touch Measurement



Code	Model Specification	Length	Material
GTS342R6A	4.5, 6, 8, 10, 11, 12, 13, 14, 15, 16mm for your choice, and we can also accept OEM order	30, 50, 60, 80, 100, 120, 150, 180, 200, 250, 300, 350, 400, 450, 500 meters for choice.	Fiberglass (inner) and high density polygtgtkebe (outer)

DISTANCE MEASURING			LEVEL SENSITIVITY		
Max. Distance (Good Weather)	One Prism	3.5 Km	Plate Level	30"/2 mm	
	Reflecting Paper	1 Km (Based On Different Condition)	Cicular Level	8'/2 mm	
	Prismless	600 M (Based On Different Condition)	TELESCOPE		
Display	Max : 999999.99 M / Min : 1mm		Image	Erect	
Accuracy	2+2 PPN (with Prism), <100 M, 3+2 PPM >100 M, 5+5 Ppm (No Prism, Fine)		Length Of Telescope	152 mm	
Measuring Time	Fine : <1.5s, Tracing : 0.1s, Repeat : >0.3s		Diam. Of Objective Len's	Telescope : 45 mm Distance Measure : 47 mm	
Wether Constance Change	Automatic Change After Input Constance		Magnificant	30*	
Prism Constance Change	Automatic Change After Input Constance		Field Of View	1° 30'	
ANGLE MEASURING			Min. Focus	1.3 m	
Measurment Way	Absolute Encode		DISPLAY		
Crosshair Plate Diam.	79 mm		Type	Dual Face	
Min. Reading	1" Optional		POWER		
Accuracy	2"		Source	Chargeable Lithium Battery	
VERTICAL COMPENSATOR			Voltage	D cm 7. 4v	
System	Dual Axis Liquid-electric Sensor		Continues Working Time	8 H	
Working Range	+/-4'		MEASURMENT AND WEIGHT		
Precision	1"		Dim.	L216 x W200 x H350 mm	
-	-		Weight	6.0 kg	

Hand Tools



Electrode Holder



Code	Current Rating	Cable Size	Electrode Size
635-01	500 Amp	70mm ²	2.5-5.0 mm
635-02	600 Amp	70mm ²	2.5-5.0 mm

Earth Clamp



Code	Current Rating	Cable Size
636-01	500 Amp	70mm ²
636-02	600 Amp	70mm ²

Gas Cylinder Key L Type



Code	Length A	Length B	kg
N10-16-01	50	100	0.100

Mig Welding Plier



Code	632-08
------	--------

MIG welding pliers will allow you to remove the nozzle, loosen the contact tip, remove weld spatter and cut wire with ease

Spark Lighter



Code	Length	kg
N10-14-00	170	0.040

Gas Cylinder Key H Type



Code	Length A	Length B	kg
N10-16-02	100	50	0.230

Tip Cleaner



Code	Size	Pcs
N10-15-01	80	14
N10-15-01	100	13
N10-15-01	130	14

Band It Tool



- Stainless steel band, Galvanised and Carbon steel band, general use for band and Miscellaneous stopping
- Dropped forged tool with built in cutter
- Spring loaded gripper lever improves ease of use
- Blue epoxy powder coated finish resist corrosive element



Code	- 450	kg	- 2.200
------	-------	----	---------

Hand Tools



Drum Opener



Code	Length A	Length B	Length B	kg
N10-18-01	250	250	300	0.830

Drift Pin Barrel



Code	Length	Size	kg
406-16	160	16	0.450
406-19	180	19	0.600
406-22	180	22	0.750
406-25	250	25	1.550
406-29	400	29	2.780
406-32	400	32	3.900
406-35	500	35	5.800
406-38	500	38	6.3580
406-45	600	45	9.750
406-50	600	50	11.200
406-57	600	57	11.250

Manual Packer



Code	B315
Description	PET PP Strapping Tensioner
Strap Width	9, 19 mm (3/8", 3/4")

Barrel Rotary Pump



Code	375BL-0
Theory	Rotary Hand Operated Polypropylene Pump
Usage	Acid, Alkali, Gasoline, Diesel, Oil, Water, Alcohol, Chemicals
Gallon Drum	5, 15, 30, 55
Mounting	2" Mnpt Bung Adapter
Capacity	280 ml Per Rotation
Suction Tube L	1060 mm
Inlet Size	1-1/4" O.D.
Outlet Size	1" O.D. Curved Spout
Wetted Parts	Viton Seal, Ryton Vane, PP Spout, PP Suction Tube
Material	Iron
Diameter	130 mm
Flow	25L / mins
Weight	4.0kg.

Clipper



Code	C304
------	------

Hand Tools



Fiber Shovel (Non Sparking)



The Environmental Safety range is designed for use many general applications or its resistance to the majority of chemicals and for its non spark properties

- Light Weight ▪ Non Spark
- Non Stick ▪ Tough and Durable ▪ Rot and Rust proof
- Ideal for spill kits ▪ Easy to Clean ▪ Virtually unbreakable


Code	Size WxD	Length	T Rang C°	kg
449-46	240 x 310	1150	30 + 80	1.150

Gland Packing Extractor Kit



Code	Length	Shaft
460-K4E	205, 275, 350, 415, 250	6, 8, 10, 12, 5

Pick Axe Fiber Handle



Code -	448F-18	Length -	750 mm
--------	---------	----------	--------

Cable Reel Extension



2.5 mm

Code	Length
499-30	3C x 30 mt.
499-50	3C x 50 mt.

Pick Axe



Code	Size	kg
447-18	21"	1.800
447-22	21"	2.250

Pick Axe Handle



Code -	448	Length -	750 mm
--------	-----	----------	--------

Shovel



Code	Length	kg
470-05	1550	1.000



Nut Remover set



**13
PCS**

Code	Size	kg
460-K13A	1/4", 5/16" (8mm), 3/8" (10mm)	0.770
	7/16" (11mm), 12mm, 1/2" (13mm)	
	9/16" (14mm), 5/8" (16mm),	
	17mm, 11/16", 3/4" (19mm)	

Labour Saving Wrench



Code	490
Socket Size	24 , 27 mm
Trans-Speed Ration	1:58 min
Max Torque Output	>5000 N.M
"I" Adapter	1 pc

Screw Extractor



**6
PCS**

Code	Length	Capacity	kg
460-K5A	3-25	3x6 , 6x8 , 8x11	0.290
		11x14 , 14x18 , 18x25	

Screw Extractor



Code	Size	Length A	Length B
460-K4D	2.5	6.35	2.8
	3.2	6.35	3.4
	4.4	6.35	4
	5.2	8.7	6

Grip Wrench



Code	Size mm	Length mm
491	23-32	280
	9-22	215 (2 Heads)


Grinder Key



Code	Length
495	190



Max Tools Quality Guarantee



UTP and STP co-axial cable testing. Network integrity and configuration examination. Open / shorts circuit, miss wiring, reversals, and split pairs testing. Network continuity testing. Cable open / short point tracing. UTP and STP co-axial cable testing. Network integrity and configuration examination.

Multi Cable Tracker



- Power supply : 1 x 6F22 (Included)
- Self Implement T568A, T568B, 10Base T and Token Ring cables testing.
- UTP and STP co-axial cable testing.
- Network integrity and configuration examination.
- Open / shorts circuit, miss wiring, reversals and split pairs testing.
- Network Continuity testing.
- Cable open / short point tracing.
- Receive signals in the network or telephone cable.
- Transmitting signal to target network and tracing cable direction.
- Detect telephone line modes : ideal, vibrate, or in used (off-hook)
- MS6813 is a hand held network cable tester, ideal for Coaxial Cable (BNC), UTP and STP cable installation, measurement, maintenance or inspection.
- Testing telephone line modes

Model - MT250-02

- Packing list:
- 1 x MS6813T cable tracker
- 1 x MS6813R cable tracker
- 1 x 6F22 battery (9V)
- 1 x Chinese / English user manual
- 1 x Protection bag

Color : Green + Black / Material : ABS



Digital Anemometer With Wireless

Features :
Anemometer with bargraph Simultaneous display of ambient temperature / humidity and air flow or air velocity Easy range of 0,001 Sq-mt to 9,999 Sq-mt / (0,001 Sq-ft to 9,999 Sq-ft). Large LCD display and bright backlight Data Hold and MAX / MIN Automatic shutdown.



General Details

- Power Supply :
1 x 9V 6F22 Battery (not include in package)
- Product Size :
165 x 85 x 38 mm / 6.5" x 3.3" x 1.5"
- Product Weight - 200g



Applications :
HVAC installation- repair- diagnostics and optimization Ventilation system installation servicing and analysis Environmental wind and temperature testing / analysis Boiler rooms. Automobile aerodynamic testing Plant Facilities Maintenance.

Model - MT250-11

Wind Speed	Range	Accuracy
M/S (meter per second)	0.40~30.0	±3%
FT/M (feet per minute)	80~5900	±3%
KM/H (kilometer per hour)	1.4~108.0	±3%
Mile/H (mile per hour)	0.9~67.0	±3%
Knots (nautical miles per hour)	0.8~58.0	±3%
Air Temperature	-20 to 60°C (-4 to 140°F)	±1°C (±2..0°F)
Air Relative Humidity	0 to 100% RH	±3%

Air Flow	Range	Area
CFM	0 to 99990	0 to 9.9990ft2
CMM	0 to 99990	0 to 9.9990m2
CMS	0 to 9999	0 to 9.999m2

Max Tools Quality Guarantee




Digital Multimeter

- This BEST-9205A High Accuracy Digital Multimeter is a kind of functional device that combines easy operation, high accuracy, complete functions, compact and portable size.
- This multimeter is able to measure ACV, DCV, DC, AC, electric resistance and capacitance, as well as test diode and triode.
- It works with a 9V battery, very energy-saving & environmentally friend. With a large LCD screen, it can make you see results easily and clearly.
- Features high sensitivity and stable performance. Handheld design is simple and convenient. High quality material outer shell is strong enough to prevent cracking or breaking.

Technology Features		
DCV	200m-2-20-200-1000V	±0.5%
ACV	200m 2-20-200-750V	±1.0%
DCA	2m-20m-200m-10A	±1.8%
ACA	2m-20m-200m-10A	±2.0%
Resistance	200-2k-20K - 200K-2M-20M-200MΩ	±1.0%
Capacitance	20n-200n-2u-20u-200uF	±4.0%

Description
 LCD Size : 62x34 mm • Max Display : 1999
 Low Battery Indication : yes • Overload Protection : yes
 Diode Test : yes • Transistor Test : yes • Continuity Buzzer Test : yes
 Auto Power Off : yes • Data Hold : yes • Power Supply : 9V 6F22 Battery
 Product Size : 190x89x33mm • Product Weight : about 383g (with holster)

Model - MT-9205



Standard Accessories :
 1 - Multimeter (with battery)
 2 - Test Lead • 1 - User Manual

Digital Clamp Meter

Characteristic
 Portable and full protection design, easy to use
 Data hold function for easy reading after measurement
 Non-contact measurement ensure the measurement safety

- Product advantages :
- Portable and full protection design
 - Non-contact measurement
 - Easy to use and safe
 - Can keep the current test data for reading

Technology Features		
DCV	600V	±1.0%
ACV	600V	±1.2%
ACA	200-1000A	±2.0%
Resistance	200-20KΩ 20n-200n-2u-20u-200uF	±1.0%

Max Digital Clamp Meter
 266 266F 260D 6266 266C 260FT

Product General Features :
 LCD Display size : 49 x 16-mm
 On-off detection and Continuty Buzzer - Yes
 Data Hold - Yes
 Clamp Caliber - f57-mm
 Power Supply - 9V Battery
 Product size - 230×68×37mm



Model - MT-266



Standard Accessories :
 1 - Clamp Meter • 2 - Test Lead
 1 - User Manual • 1 Storage Bag



Max Tools Quality Guarantee

Sound Level Meter



Model - MT250-03

When measuring under MAX mode, the meter will only display the value greater than the current value; when measuring under MIN mode it will only display the value less than the current value. LCD display with backlight, convenient to use at night. Equipped with sponge ball.

Mini LCD Display Digital Sound Level Meter
Noise Measuring Instrument Decibel Monitoring
Tester 30-130dB UT353

This instrument is designed to monitor sound quality in various environment. It can be widely used in noise control engineering, quality control, health and treatment, home environment monitoring, etc.

Specifications:

Display: 4 digits LCD, Max Display 9999

Measuring Range : 30~130dB

Sampling Rate : 125ms(fast mode) / 1s (slow mode)

Operating Temperature : 30~40°C (<=80%RH)

Storage Temperature : -20~60°C (<=80%RH)

Altitude : Max. 2000m

Power Supply : 3 * 1.5V AAA Batteries (not included)

Item Size : 14.5 x 5 x 2.5 cm / 5.71 x 1.97 x 0.98 in

Item Weight : 78g / 2.76oz

Package Size : 23.5 x 11.5 x 3.5 cm / 9.25 x 4.53 x 1.38 in

Package Weight : 136g / 4.8oz

Features:

Mini digital sound level meter with stable and reliable performance.

Wide measurement range from 30dB to 130dB.

Fast and slow sampling rate for choice : 125ms or 1s.

Data hold function, maximum and minimum value measurement.

Humidity & Temperature Tester



Model - MT250-01

Features :

GM1361 Split type digital thermometer / hygrometer, electronic mini.high precision, industrial-grade level.

Temperature measurement range : -10-50 ° C, (- 30-1000 ° C, K-type)

Error : ± 1 ° C or ± 1.8 ° F

Humidity measuring range : 5% RH-98% RH

Error : ± 3% RH

The maximum and minimum measurement ° C / ° F temperature unit conversion

LCD dual display of temperature and humidity Low-power display

Manual and automatic shutdown With K-type thermocouple

Applications:

Formaldehyde is used in the manufacture of many industrial and consumer goods. Emissions from some of these items can rise when moisture & heat increase. These emissions are a contributing factor to Sick Building Syndrome, which may lead to itchy eyes & throat, as well as headaches and dizziness.

- Glue/Paint manufacturers
- Insulation / Plywood / Fiberboard
- Timber Paneling / Particleboard
- Cosmetics
- Shampoos
- Soap Bars/Body Wash

- Max Measuring Temperature : 49°C & Under
- Style : Handheld
- Theory : Temperature Sensor
- Display Type : Digital
- Power Type : AAA Battery
- Display Size : 2.0 - 3.9 Inches
- Usage : Indoor and outdoor temperature and humidity Checking



Float Switch - FPC-1



Technical parameters -

- Rated voltage / Frequency : 250V AC, 50Hz / 60Hz
- Rated current : 10 (4) A / 16 (4) A / 16 (8)
- A Degree of protection : IP 68
- Maximum operating temperature : 55
- Cable specifications : 3 × 0.75 mm²

Pressure Testing Pump - EPC-1

Technical parameters -

- Rated voltage : 220V-240V / 110V-120V
- Frequency : 50Hz / 60Hz
- The maximum current : 10A
- Maximum power : 1.1KW / 1.8KW
- Starting pressure setting : 1.5bar / 2.2bar
- The maximum working pressure : 10bar
- The interface thread : "G1"
- Protection class : IP65
- The maximum operating temperature : 60°C



Applications : Pump, Jet Pump, Garden Pump, Water Pump and other

Mechanical Water Pump Control - MPC-2



Technical parameters -

- Pressure range : 15-175psi
- Pressure settings : 15-35 psi, 20-40 psi, 30-50 psi, 40-60 psi, 50-80 psi, 95-125 psi, 120-150 psi, 135-175 psi
- Rated current : 16 (10) A
- Rated voltage : 110V-240V
- Frequency : 50 / 60Hz
- Maximum ambient temperature : 55°C
- Protection class : IP54

Pressure Switch - EPC-5

Technical parameters -

- Rated voltage : 220V-240V / 110V-120V
- Frequency : 50Hz / 60Hz
- The maximum current : 10A
- Maximum power : 1.1KW / 1.8KW
- Starting pressure setting : 1.5bar / 2.2bar
- The maximum working pressure : 10bar
- The interface thread : "G1"
- Protection class : IP65
- The maximum operating temperature : 60°C



Applications : Pump, Jet Pump, Garden Pump, Water Pump and other

Mechanical Water Pump Control - MPC-1

Technical parameters -

- Rated voltage / Frequency : 230V / 50Hz, 115V / 60Hz
- Rated current / power : 12A / 2HP, 20A / 1.5HP
- Minimum on pressure : 20PSI
- Maximum disconnection pressure : 60PSI
- Pressure range : 20-40,30-50,40-60PSI
- Inlet Base : Metal





Max Tools Quality Guarantee

Lifeguard Chair

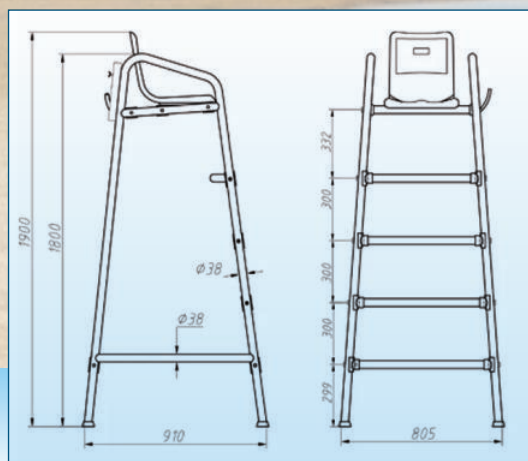


Purpose

A lifeguard supervises the safety and rescue of swimmers, surfers, and other water sports participants such as in a swimming pool, water park, or beach. Lifeguards are strong swimmers and trained in first aid, certified in water rescue using a variety of aids and equipment depending on requirements of their particular venue. In some areas, lifeguards are part of the emergency services system to incidents and in some communities.

Lifeguard chair can be used in support

- Beach • Pool • Store
- Park • Play ground



Water Cleaning Items

Pool Brush



Saving Rope



Wall Brush SS



Hose Pipe for Vacuum Head



LED Fishing light





Code

670-11-03

Max Tools Quality Guarantee



Swimming Pool Safety Items






Max Tools Quality Guarantee

Aluminium Evacuation Chair (Rescue Chair)

- Hot Selling Medical Emergency Rescue Aluminum Alloy Folding Stair Evacuation Chair Stretcher



Evac+Chair is a universal evacuation solution for smooth stairway descent during an emergency. This single user operation ensures no heavy lifting or manual handling is required during emergency evacuation procedures.

Code

501-E

Material	High Stength Aluminium alloy
Colors	1. orange (normal color) 2. Blue / Red / Green / Yellow (customiaed color)
Certification	CE
Product unfolding Size	140 x 92 x 53 cm
Product folding Size	106 x 51 x 21 cm

Product Description

1. With latest and strong pedrail which can assure stretcher keep a best and stable speed when it go down the stairs.
2. Designed with special track structure, more convenient and safe for transport.
3. It is with four wheels, be easy for moving on ground.
4. The stretcher is with two pieces of belts, approve the patients safety during transport process.
5. Used for Hospital, Emergency center, Up and Down the stairs when the Fire emergency, just need only one person can operate this stretcher.
6. It is made of high strength Aluminium alloy materials, Wheel.

Max Tools Quality Guarantee



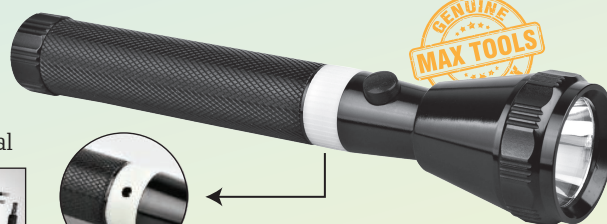
Rechargeable Flash Light

Code	MX-2SC
Size	210 x 38mm
Weight	133.5-g
Led Bulbs	CREE
Out put	100-LM
Beam distance	300-mt.
Battery	2xAA (2500mAh)
Run time	4-Hours
Function	ON-OFF

Description :

- Rechargeable Flashlight • Superior Gallium Nitride Technology
- Hyper bright cool with LED • Lamp life upto 150,000 hours
- High Quality battery can be charged up to 1,000 times Optimized electronics provide regulated intensity continuous working.

- Color : Black
- Material : Metal



• The special head was wider brightness



- Working Time - 8-12 Hours • ChargeTime - 11 Hours
- Battery - Built-in Battery • LED Life - 100000 Hours
- Battery Life - 500 Time charging • Waterproof : Yes
- Distance Lighting : 200-500m • Light source : LED bulbs

LED Searchlight



Code - M30W-T6



30 Volt



Pocket Torch



• High Power Zoom



Code - MX-4F

- Powered by 4xLR44 Batteries (Included)
- Easily retrieves small objects from confined areas.
- Use bright 3LEDs light to find tools and other lost metallic objects.
- Adjustable length extends form 170mm to 545mm.
- The pick up tool can carry 2.27 kgs Wt.
- Includes 4pc AG13[LR44] bitton cell batteries.
- Remove battery protector before use.

Head Lamp



• High Power Zoom

170m* Beam Range

75h* Burning Life

160 Im* Lumen



Code - MX-1H

- As bright as a spotlight
- Revolutionary focus tehnology
- LED service life more than 100.00 hours
- Speed Focus • Rechargers • Chip : 1 x Cree LED



Max Tools Quality Guarantee

Vacuum Cleaner



- MAX vacuum cleaner to remove dust and dirt on large surfaces or in manual and home improvement sector.
- Durable stainless steel tank for long work without emptying
- 3600 watts maximum power consumption : 2000 W suction power + with 1600W durable socket.
- Built-in socket for connecting drill, circular saw etc. for the direct suction of drilling dust, shavings or sawdust.
- High dry cleaning performance thanks to HEPA filter for accommodating fine dust, pollen or toxic dusts.

Code	JN503-30L	JN503-60L	JN503-80L
Material	Stainless Steel	Stainless Steel	Stainless Steel
Rated Voltage	100v - 240v	100v - 240v	100v - 240v
Rated Power	1000w / 1200w / 1400w	1400w	200w / 3000w
Frequency	50 / 60 Hz	50 / 60 Hz	50 / 60 hz
Vacuum	>18-kpa	>17-kpa	>19-kpa
Capacity	30-Lt.	60-Lt.	80-Lt.
Noise	<75-db	<80-db	<78-db
Cord Length	4.5-mt.	4.5-mt.	5.5-mt.
G.W/n.w	8.5 / 8 kgs	13.5 / 12.5 kgs	26.5 / 23.5 kgs
Meas	39 x 38.5 x 73 cm	47 x 45 x 80 cm	60 x 58 x 95 cm

PI Duct Cutter

Duct Cutter a complete set of professional hand tools and manual fabrication equipment has been specifically developed to enable the efficient and economical fabrication of phenolic / polyurethane PIR pre-insulated ductwork. Ease of portability provides the option for on-site fabrication.

Each component has been rigorously tested in the field, in a variety of ductwork applications, to the highest performance standards.

- Double 45° / 22.5° Cutter / Jack Plane with 45° / 22.5° Dual Blades
- Left 45° Cutter / Jack Plane Left with 45° Single Blade
- Right 45° Cutter / Jack Plane Right with 45° Single Blade
- 90° Cutter / Jack Plane 90° Single Blades
- 45° Side Cutter / Jack Plane 45° Single Blades



Max Tools Quality Guarantee



Duct Rod

INTRODUCTION :

Duct rods are manufactured from premium materials formulated to offer the high performance & durability demanded by our customers. The core of the rod is manufactured by the pultrusion process. This involves impregnating high strength continuous glass fiber filaments with a liquefied resin. The fibers are drawn in to a heated die where the resin matrix is cured, bonding the fibers together and allowing mechanical loads to be transmitted through the matrix and distributed amongst the fibers.

The resulting pultruded rod combines both the high stiffness required to push the rod through long distances of ducting, with the flexibility to handle tight bends without damage. This inner core is then coated with a highly durable, scratch resistant polypropylene sheath which protects the core from mechanical damage.



Rod Selection

Which is the right rod diameter for any given application? The rod selection is usually governed by several factors,

including :

- The size of ducting it is to be pushed through
- The distance the rod is to be pushed
- The number and tightness of bends in the ducting
- If the ducting is already occupied by cable.

When being pushed through the duct, any rod will tend to form "sine waves", hitting the wall of the duct at certain intervals. Each time the rod comes in contact with the wall of the duct, it causes friction. The friction will build and eventually prevent the rod from being pushed any further.

Small rod in large duct will make a higher pressure contact with the ducting, the same rod in smaller duct will make less pressure on contact and therefore less friction, so it can be pushed further. Large rod in small ducting is a good situation, but reduced flexibility of the rod may cause increased friction in the tighter bends.

The chart below is a rough guide as to rod diameter selection, but the above factors should all be taken into consideration before making the final selection.

Size	Dimension	G.W (Kg)	N.W (Kg)
6 x 100	52 x 19 x 65	7.5	6.5
6 x 150	70 x 22 x 84	12.5	11
8 x 100	90 x 45 x 95	24	22
8 x 150	90 x 45 x 95	27	25
8 x 200	90 x 45 x 95	30	28
8 x 300	90 x 45 x 95	36	34
11 x 100	110 x 45 x 120	33	31
11 x 150	110 x 45 x 120	45	42
11 x 200	110 x 45 x 120	57	54
11 x 300	120 x 45 x 130	71	68




V-Bit Blade Tong



Model - 650-B24

Features

- Includes 3/8, 1/2 and 5/8 v-Bit tongs.
- Extremely versatile and effective in respect to handling wider round and square flat stock.
- Designed with deep V Grooves in the jaws to insure your flat stock stays deadlocked while delivering heavy hammer blows.



Tungsten Carbide Scraper



Model - 373C-08

- The premium, fast hook, general purpose scraper, is solidly constructed with a high-quality, double edged blade.
- 50 mm tungsten carbide tipped (hard metal) double edge blade can be rotated, reverse and inverted by simply unscrewing the top mounted wing nut. The unique design makes positioning and locking the blade easy.
- Light weight, solid steel construction and a comfortable, secure grip handle ensures effortless performance.
- Quick release spring and large wing nut for easy, one handed blade replacement.
- The threaded handle fits all standard extension poles.

Blade For Tungsten Carbide Scraper



Model - 373CB-50


Scrolling Tong



Model - 650-C24

Features

- Designed specifically for scrolling and decorative work, referred to as the blacksmiths fingers.
- Allows easy control of material when shaping scrolls or bends in decorative forge work.



Hand Sander



DESCRIPTION :

Good quality and heavy-duty hand sander for wood working and other construction work . Hand sander can be a perfect addition to your tool kit. The outer body of this product is made of superior grade plastic material.

Features

- Ideal for woodworking and other construction works
- Allow you to cover larger areas
- Comes with a sturdy handle
- Weight is 0.194 Kg
- The total dimension of this hand sander is 8.66 x 3.94 x 2.76 inch

Max Tools Quality Guarantee



Punching tool Set

Used for punching holes in soft brass, copper, and other soft metals as well as leather, canvas, and gasketing materials. A set for 6 to 38 mm is available as standard, size 40 to 55 mm are available on request and make to order.



1. Lift up the upper plate by turning the supporting pole counterclockwise with lever handle.
2. Insert the material between upper and base plate.
3. Place the padding at opposite side of base plate to make upper plate horizontally.
4. Fasten the plates by turning the supporting pole clockwise.
5. Insert the punching die into the hole and strike the die head.

Code	Length	Hole Size
408-02-K10	6, 7, 8, 9, 10, 11, 12, 13	6-38
	16, 19, 22, 25, 28, 32, 35, 38	
	1 Pc Punching Table	

Pallet Trolley

- Easy to maneuver with 210° turning radius
- All pivot points are greased to ensure excellent maneuverability with effortless steering
- Speed lowering valve can adjust the descent speed freely.
- Foot and hand control the lowering function to ensure easy operation.
- Excellent and compact design pump with high pressure relief valve to prevent overload.

HAND PALLET TROLLEY

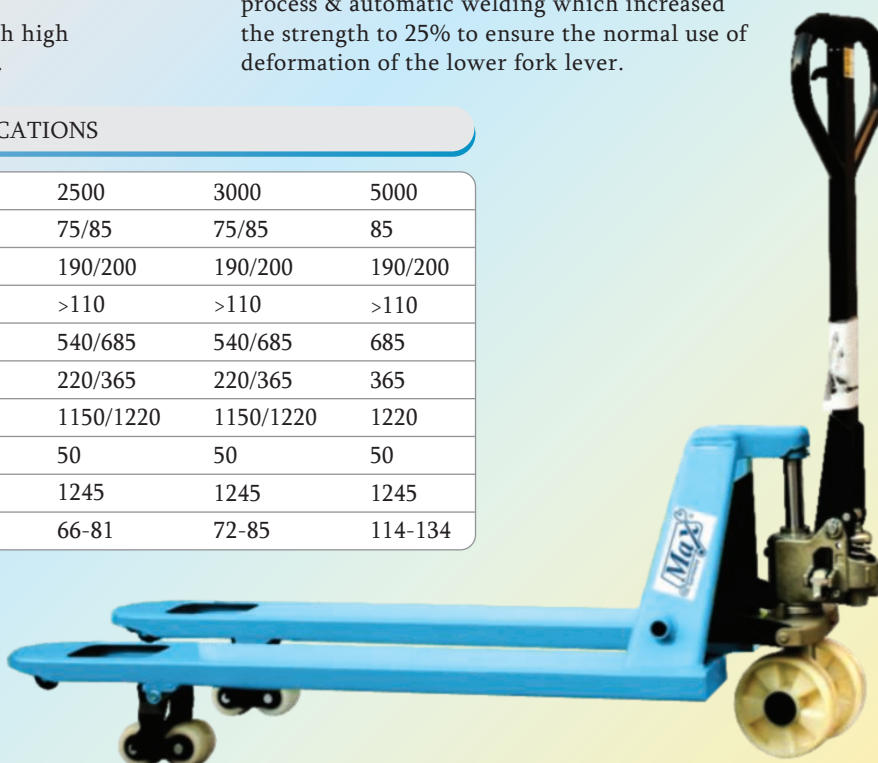
Economic and effortless solution for loading and unloading heavy goods. The ideal storage aid and handling partner for all manual transport tasks over short distance.

Integral casting oil pump, original imported seal Whole valve core. Strong & durable. Integrated process & automatic welding which increased the strength to 25% to ensure the normal use of deformation of the lower fork lever.

SPECIFICATIONS

	kg	2500	3000	5000
RATED CAPACITY	kg	2500	3000	5000
MINIMUM FORK HEIGHT	(H) mm	75/85	75/85	85
MAXIMUM FORK HEIGHT	(H)mm	190/200	190/200	190/200
MAXIMUM LIFTING HEIGHT	mm	>110	>110	>110
FORK OUTSIDE WIDTH	(B) mm	540/685	540/685	685
FORK INSIDE WIDTH	mm	220/365	220/365	365
FORK LENGTH	(L) mm	1150/1220	1150/1220	1220
FORK HEIGHT	(S) mm	50	50	50
OVERALL HEIGHT	(H2)mm	1245	1245	1245
APPROXIMATE NET WEIGHT	kg	66-81	72-85	114-134

The rotating parts are assembled with an alloy lining which can absorb partial load, wear resistance and prolong service life.





Max Tools Quality Guarantee

Tool Vehicle



Code	Size MM
TB-150	L 600 x W 260 x H 340

Tool Bench



Code	Size
TB-5011	1500 x 640 x 865

Small Tool Box



Code TB-118A	
Size MM	kg
L400 x W155 x H95	1.050

Plastic Tool Box



Code TB-180-P19	
Size Inche	kg
L 19" x W 9" x H 8"	2.650

Tool Box



Code TB-136	
Size MM	kg
L600 x W260 x H340	14.850


Tool Box (Tool Chest)



- 7 drawers tool cabinet quick release design in ball bearing slide can be easily removed for replacement.
- Internal locking system for extra security.
- Tubular handle adjustable drawer caster could lockable.

Code	Size MM	kg
TB-180-7	L 690 x W 465 x H 790	70.500

Tool Box



Code	Size MM	kg
TB-102A	L 530 x W 200 x H 200	3.500

Max Tools Quality Guarantee



Tool Cabinet 7 Drawer

A chest of drawers also called a drawers table, is a type of cabinet piece which often come in 5, 6 and 7 drawer varieties, with either a single cabinets use roll-out shelf sliders made of metal

Model - MCT-272K



272 pcs
Tool Set



Tool Box (Tool Chest)

- Tool Chest - 1
- Socket Set 1/4" & 3/8"-40
- Socket Set 1/2" Dr - 12 Screw
- Driver 7 pcs set - 7
- Combination 8" - 1
- Side Cutter 8" - 1
- Long Nose 8" - 1
- Water Pump Plier 8" - 1
- Grip Plier 7" - 1
- Circip Plier set - 4
- Combination Spanner set - 11
- D/open Spanner set - 8
- Needle File set - 6
- Hacksaw Frame Junior - 1
- Hacksaw Blade - 10
- Right Angle 10" Ms-1
- Sipirit Level 12" - 1
- Measuring Tape 5 mtr - 1
- Hammer Mechanist 500g - 1
- Hammer Rubber 16 Oz - 1
- Precision Screw Driver - 5
- Paint Brush set 1", 1-1/2"-2
- Scrapper set 1",2",3",4" - 4
- Wire Stripper - 1
- Utility Knife with Blade - 11
- Nut Driver set - 7
- Adjustable 8"-1
- Pipe Wrench 10" - 1
- Allen Key set - 30
- Cable Lug - 100

Size MM



L 690 x W 465 x H 790

75

- 5 drawers tool cabinet, quick release design in ball bearing slide can be easily removed for replacement.
- Internal locking system for extra security.
- Tubular handle, adjustable drawer caster could lockable.

Max Tools Quality Guarantee



MTBK-144 Mechanical Tool Box



Specifications

No.	Items	Qty.
1	Tool Box with Pad Lock	2 pcs
2	Cabinet Key	1 pc
3	Hacksaw Frame (Mini)	1 pc
4	Hacksaw Blade (Mini)	10 pcs
5	Socket Set (371K-10)	10 pcs
6	Precision Scrdriver	5 pcs
7	Nut Driver Set	7 pcs
8	Steel Scale	1 pc
9	Center Punch Set	5 pcs
10	Allen Key (Folding)	9 pcs
11	Vise Grip Nose Plier	1 pc
12	Circlip Plier Set	5 pcs
13	American Snip - 8"	1 pc

(144 Pcs Set)

No.	Items	Qty.
14	Hammer	1 pc
15	Spanner	8 pcs
16	Tubular Wrench	10 pcs
17	Hand Riveter	1 pc
18	Measuring Tape	1 pc
19	Drill Bits	25 pcs
20	File Sets	5 pcs
21	File Sets	6 pcs
22	Spirit Level - 12"	1 pc
23	Rubber Hammer	1 pc
24	Pin Punch Set	6 pcs
25	End Cutter	1 pc

Max Tools Quality Guarantee



MTBK-80 General Tool Box



Specifications

No.	Items	Qty.
1	Tool Box with Pad Lock	2 Set
2	Screw Driver Set	5 pcs
3	Allen Key Set	9 pcs
4	Combination Plier	1 pc
5	Nose Plier	1 pc
6	Side Cutting Plier	1 pc
7	Vise Grip Plier	1 pc
8	Pipe Wrench	1 pc
9	Adjustable Wrench	1 pc
10	Spanner Set	8 pcs
11	Hacksaw Frame	1 pc
12	Hacksaw Blade	10 pcs

(80 Pcs Set)

No.	Items	Qty.
13	Pocket Torch	1 pc
14	Silicon Gun	1 pc
15	Hand Riviter	1 pc
16	Wire Stripper	1 pc
17	Tester	1 pc
18	Paint Brush	1 pc
19	Scraper	1 pc
20	Rubber Hammer	1 pc
21	Hammer	1 pc
22	Drill Bits	6 pcs
23	End Cutter	1 pcs

Max Tools Quality Guarantee



MTBK-86 Glass Fitter Tool Box



Specifications

No.	Items	Qty.
1	Tool Box With Pad Lock	2 pcs
2	Scratching Scrapper	1 pc
3	Glass Sucker	1 pc
4	End Cutter	1 pc
5	Machanist Hammer	1 pc
6	Plastic Hammer	1 pc
7	Adjustable Wrench	1 pc
8	Allen Key Set	10 pcs
9	Screw Driver Set Star	6 pcs
10	Screw Driver Set Flat	6 pcs
11	Nut Driver Set	7 pcs

(88 Pcs Set)

No.	Items	Qty.
12	Center Punch Set	5 pcs
13	Divider	1 pc
14	Steel Ruler	1 pc
15	Spirit Level	1 pc
16	Glass Bit Set	10 pcs
17	Glass Holesaw Set	5 pcs
18	Screw Bit	20 pcs
19	Measuring Taper	1 pc
20	Glass Cutter	1 pc
21	Glass Marker	5 pcs

Max Tools Quality Guarantee



MTBK-142 Steel Fabrication Tool Box



Specifications

No.	Items	Qty.
1	Tool Box With Pad Lock	2 pcs
2	Steel Pincer	1 pc
3	Hammer	1 pc
4	Spanner	1 pc
5	Scaffolding Level	1 pc
6	Measuring Tape	1 pc
7	Pipe Wrench	1 pc
8	PlumBob	1 pc
9	Steel Ruler	1 pc
10	Ratchet handle	1 pc
11	Socket Set	15 pcs

(142 Pcs Set)

No.	Items	Qty.
12	Allen key Set	9 pcs
13	Tublar Spanner Set	10 pcs
14	Hammering Screwdriver Set	6 pcs
15	Steel Scrapper Set	4 pcs
16	Paint Brush	3 pcs
17	Steel Scriber	1 pc
18	Hand Tap Set	12 pcs
19	Drill Bit Set	20 pcs
20	Hole saw set	5 pcs
21	Nut Bolt & washer	50 pcs

Max Tools Quality Guarantee



MTBK-75 Electrician Tool Box



Specifications

No.	Items	Qty.
1	Tool Box with Lock	2 pcs
2	Combination Plier	1 pc
3	Side Cutter	1 pc
4	Long Nose Plier	1 pc
5	Wire Striper	1 pc
6	Tester (Small)	1 pc
7	Electrician Knife	1 pc
8	Insulated Screw Driver	6 pcs
9	Nylon Hammer	1 pc
10	Rubber Hammer	1 pc
11	Hammer	1 pc
12	Hack-Saw Frame	1 pc

(75 Pcs Set)

No.	Items	Qty.
13	Hack-Saw Blade	10 pcs
14	Right Angle - 12" (Flat)	1 pc
15	End Cutter	2 pcs
16	Scrapper	1 pc
17	Silicon Gun	1 pc
18	Hand Riviter	1 pc
19	Adjustable Spanner - 12"	1 pc
20	Spirit Level	1 pc
21	Head Torch	1 pc
22	Allen Key Sets	9 pcs
23	Cable Lugs	27 pcs

Max Tools Quality Guarantee



MTBK-60 Carpenter Tool Box



Specifications

No.	Items	Qty.
1	Tool Box with Pad Lock	2 pcs
2	Claw Hammer	1 pc
3	Measuring Tape	1 pc
4	Spirit Level	1 pc
5	Handsaw	1 pc
6	Right Angle	1 pc
7	Cutting Knife	1 pc
8	Knife Blade	10 pcs
9	Screw Driver Set	6 pcs
10	Wooden Chisel Set	4 pcs
11	Drill Bits	9 pcs

(60 Pcs Set)

No.	Items	Qty.
12	Needle File Set	6 pcs
13	Adjustable Wrench	1 pc
14	Vise Grip Plier	1 pc
15	C Clamp	1 pc
16	Hand Riviter	1 pc
17	Silicon Gun	1 pc
18	Rubber Hammer	1 pc
19	Scrapper	1 pc
20	Allen Key Set	9 pcs
21	Scale	1 pc
22	End Cutter	1 pc

Max Tools Quality Guarantee



MTBK-75 Ducting Tool Box



Specifications

No.	Items	Qty.
1	Tool Box With Lock	1 set
2	Combination Plier	1 pc
3	Long Nose Plier	1 pc
4	Side Cutting Plier	1 pc
5	Pipe Wrench	1 pc
6	Monkey Plier	1 pc
7	Hacksaw Frame	1 pc
8	Hacksaw Blade	10 pcs
9	Hand Chisel (Flat)	1 pc
10	Hand Chisel (Round)	1 pc
11	Hammer	1 pc
12	Adjustable Wrench	1 pc

(75 Pcs Set)

No.	Items	Qty.
13	Wire Striper	1 pc
14	Wire Tester	1 pc
15	Rubber Hammer	1 pc
16	Files Sets	5 pcs
17	Allen key Sets	9 pcs
18	Nut Driver Sets	7 pcs
19	Socket Set	10 pcs
20	Box Ratchet	1 pc
21	Tube Bender	1 pc
22	Drill Bits	9 pcs
23	End Cutter	1 pc

Max Tools Quality Guarantee



MTBK-65 Plumbing Tool Box



Specifications

No.	Items	Qty.
1	Tool Box With Lock	2 pcs
2	Pipe Wrench	1 pc
3	Basin Wrench	1 pc
4	Strap Wrench	1 pc
5	Adjustable Wrench	1 pc
6	Chisel - (Flat)	1 pc
7	Chisel - (Round)	1 pc
8	Combination Plier	1 pc
9	Side Cutter	1 pc
10	Long Nose Plier	1 pc
11	Hammer	1 pc
12	Sillicon Gun	1 pc
13	Pipe Cutter	1 pc

(65 Pcs Set)

No.	Items	Qty.
14	Water Pump Plier	1 pc
15	Center Punch	1 pc
16	Screw Driver Set	6 pcs
17	End Cutter	1 pc
18	Pocket Torch	1 pc
19	File Set	6 pcs
20	Spirit Level	1 pc
21	Measuring Tape	1 pc
22	Chain Wrench	1 pc
23	Hack-saw Frame	1 pc
24	Hack-saw Blade	10 pcs
25	Bit Socket Sets	21 pcs



Max Tools Quality Guarantee



Model - MTBK-352

352 pcs Auto Tool Cabinet Trolley


Size MM - L 690 x W 465 x H 790

- 7 drawers tool cabinet, quick release design in ball bearing slide can be easily removed for replacement.
- Internal locking system for extra security.
- Tubular handle, adjustable drawer, caster could lockable.

80 pcs




85 pcs



44 pcs



16 pcs



16 pcs



Max Tools Quality Guarantee



298 pcs Auto Tool Cabinet Trolley


Size MM - L 690 x W 465 x H 790

- 7 drawers tool cabinet, quick release design in ball bearing slide can be easily removed for replacement.
- Internal locking system for extra security.
- Tubular handle, adjustable drawer, caster could lockable.



Model - MTBK-298


80 pcs



21 pcs



102 pcs




16 pcs



44 pcs



16 pcs



18 pcs





Max Tools Quality Guarantee



Model - MTBK-404

404 pcs Auto Tool Cabinet Trolley


Size MM - L 690 x W 465 x H 790

- 7 drawers tool cabinet, quick release design in ball bearing slide can be easily removed for replacement.
- Internal locking system for extra security.
- Tubular handle, adjustable drawer, caster could lockable.

80 pcs




85 pcs



44 pcs



16 pcs



16 pcs



44 pcs



Max Tools Quality Guarantee



369 pcs Auto Tool Cabinet Trolley


Size MM - L 690 x W 465 x H 790

- 7 drawers tool cabinet, quick release design in ball bearing slide can be easily removed for replacement.
- Internal locking system for extra security.
- Tubular handle, adjustable drawer, caster could lockable.



Model - MTBK-369


71 pcs




34 pcs




98 pcs



26 pcs



39 pcs





Max Tools Quality Guarantee



Model - MTBK-421

421 pcs Auto Tool Cabinet Trolley


Size MM - L 690 x W 465 x H 790

- 7 drawers tool cabinet, quick release design in ball bearing slide can be easily removed for replacement.
- Internal locking system for extra security.
- Tubular handle, adjustable drawer, caster could lockable.


80 pcs




85 pcs



44 pcs



16 pcs



16 pcs



44 pcs



Max Tools Quality Guarantee



Tool Pouch Single

- 6-pocket specially designed for electrician's tools and fasteners
- 1680D Ballistic Polyester
- 2 large main pockets, 5 smaller pockets & 6 large screwdriver slots
- Tape measure clip & Nickel-plated hardware
- Abrasion-resistant PVC reinforced pouch bases with Patented Storm Drains
- Size - L-18 x W-6 x H-23



6 Pockets

Code - TPS-6

Tool Pouch Double

- 16 Multi-use outside pockets organize tools and accessories
- Padded reinforced web carrying handle and adjustable shoulder strap
- Will not scratch counter tops, floors or upholstery like metal tool boxes
- Heavy duty stitching and bar tacking at all stress points
- Size - L-450 x W-160 x H-330 MM



16 Pockets

Code - TPD-16

Tool Backpack

- 28 Pockets for tools
- Enough Space for documents & personal
- Extra rubber handle for convenience
- 2 Zipper compartments
- Size - L-330 x W-160 x H-430 MM



28 Pockets

Code - TBP-28

Tool Bag

- 8 Multi-use outside pockets organize tools and accessories
- Padded reinforced web carrying handle and adjustable shoulder strap
- Will not scratch counter tops, floors or upholstery like metal tool boxes
- Heavy duty stitching and bar tacking at all stress points
- Size - L-457 x W-177 x H-250 MM




8 Pockets

Code - TB-08



Max Tools Quality Guarantee

Mechanical Crimping Tool




Code

JY-0650A

Crimping Type	Hexagon Crimping
Crimping Range	6-50 mm ²
Length	Approx 380 mm
Weight	Approx 1.50 kg
Package	Colorful Paper Box

Features and Functions :

- Each tool with one set die but different in crimping size
- Rotate the die to choose crimping size



Code

JY-06120

Crimping Type	Hexagon Crimping
Crimping Range	6-120 mm ²
Length	Approx 650 mm
Weight	Approx 3.80 kg
Package	Colorful Paper Box




Code

JY-70240

Crimping Type	Hexagon Crimping
Crimping Range	70-240 mm ²
Length	Approx 670 mm
Weight	Approx 4.00 kg
Package	Colorful Paper Box

Manual Pressing Tool



Fitting Tool

Code


JT-1620 TH

Weight 1.7kgs	1.7 kgs (approx)
Length	467 mm (approx)
Accessories Choice	-
Crimping die for U type	Φ16 mm, 20 mm
Package	paper box

Features and Functions :

- Mechanical crimping tool for connecting fitting with pipe
- Crimp XPAP, PEX with fittings up to Φ 20 mm

Manual Point Crimping Tool



Code

MHS-K150

Crimping type	Indent Crimping
Crimping range	10-120 mm ²
Length	620 mm (approx)
Weight	3.20 kg (approx)
Pckage	paper box

Features and Functions :

- Dieless crimping head, no dies to replace
- Each tool with one die but different crimping size
- Adjust the top screw to choose size

Max Tools Quality Guarantee



Features and Functions :

- Hand crimping tool with three additional die sets.
- For indent crimping, Trapezoid crimping, Oval crimping

Code **MHX-16**

Crimping Type	Indent Crimping
Crimping Range	6-16 mm ²
Length	280 mm (approx)
Weight	0.47 kg (approx)
Package	Blister Card



Hand Crimping Tool

Code **HS-22**

Crimping Type	Non-Insulated
Crimping Range	5.5-25 mm ² 10-4AWG
Length	354 mm (approx)
Weight	0.85 kg (approx)
Package	Blister Card



Code **MHS-38**

Crimping Type	Non-Insulated
Crimping Range	5.5-38 mm ² 10-2AWG
Length	356 mm (approx)
Weight	0.85 kg (approx)
Package	Blister Card



Code **HSCB 6-4**

Crimping Type	Four Sided
Crimping Range	0.25-6 mm ²
Length	175 mm (approx)
Weight	0.39 kg (approx)
Package	Blister Card



for crimping Bootlace

Code **HSCB 6-6**

Crimping Type	Hexagon
Crimping Range	0.25-6 mm ²
Length	175 mm (approx)
Weight	0.39 kg (approx)
Package	Blister Card



for crimping Bootlace




Max Tools Quality Guarantee

Hand Crimping Tool




Code MHD-006

Crimping Type	Quad-Point Crimping
Crimping Range	0.5-6 mm ²
Length	220 mm (approx)
Weight	0.49 kg (approx)
Package	Blister Card




Code HD-006

Crimping Type	Quad-Point Crimping
Crimping Range	0.5-6.0 mm ²
Length	230 mm (approx)
Weight	0.6 kgs (approx)
Package	Blister Card



Code MHS-10

Crimping Type	Indent Crimping
Crimping Range	1.5-10 mm ²
Length	220 mm (approx)
Weight	0.49 kg (approx)
Package	Blister Card



Code RJ-45

Crimping Type	Cat5 and Telephone Conector
Crimping Range	RJ45 x RJ11
Length	220 mm (approx)
Weight	0.35 kg (approx)
Package	Blister Card



Code MHS-16


Crimping Type	Indent Crimping
Crimping Range	1.5-16 mm ²
Length	280 mm (approx)
Weight	0.47 kg (approx)
Package	Blister Card

Max Tools Quality Guarantee




Hydraulic Cable Cutter Head


Code	MCP-85B
Cutting Force	60 KN
Cutting Range	Φ85 mm max (for telephone cable) Φ50 mm max (for armoured Cu/Alu cable)
Length	465 mm (approx)
Weight	7.90 kg (approx)
Package	Steel Case (W-3.5 kg)




Code	MCP-100
Cutting Force	60 KN
Cutting Range	Φ100 mm max (for telephone cable) Φ75 mm max (for armoured Cu/Alu cable)
Length	515 mm (approx)
Weight	8.40 kg (approx)
Package	Steel Case (W-3.5 kg)




Code	MCP-120
Cutting Force	60 KN
Cutting Range	Φ120 mm max (for telephone cable) Φ75 mm max (for armoured Cu/Alu cable)
Length	- mm (approx)
Weight	13 kg (approx)
Package	Wooden Box



Code	MCP-132
Tonnage (T)	12
Telephone Cable	132
Lead Sheathed Cable	132
Underground Cable	80
Overall Weight (kg)	13
Package	Steel Case



Code	MCP-150
Tonnage (T)	15
Telephone Cable	150
Lead Sheathed Cable	150
Underground Cable	90
Overall Weight (kg)	25
Package	Steel Case





Max Tools Quality Guarantee

Hydraulic Crimping Heads

Features and Functions :

- Split hydraulic crimping head can work with hydraulic pump. it is suit for crimping big size of lugs.
- It is suitable for outside and inside project of the distributor house, it is the special tools for all kinds of connecting and building over head cable.



Code	MQK-400B	MQK-630	MQK-630A	MQK-1000
Crimping Type	Hexagon Crimping	Hexagon Crimping	Hexagon Crimping	Hexagon Crimping
Crimping Force	16-400 mm ²	150-630 mm ²	150-630 mm ²	400-1000 mm ²
Crimping Range	155KN	316 KN	316 KN	495 KN
Height	(Stroke) 26 mm	25 mm	25 mm	28 mm
Length	216 mm (approx)	350 mm (approx)	370 mm (approx)	390 mm (approx)
Weight	6.50 kg (approx)	2 kg (approx)	15.4 kg (approx)	27.3 kg (approx)
Package	Plastic Box	Steel Case	Steel Case	Steel Case
Weight Of Box	1 kg (approx)	2.9 kg (approx)	4.4 kg (approx)	5.2 kg (approx)

ACCESSORIES

Crimping Dies : 16, 25
35, 50, 70, 95, 120, 150
185, 240, 300, 400 mm²

Crimping Dies :
150, 185, 240, 300
400, 500, 630 mm²


Crimping Dies :
150, 185, 240, 300
400, 500, 630 mm²

Crimping Dies :
400, 500, 630
800, 1000 mm²

Hydraulic Cable Cutter

Features and Functions :

- Guillotine type cutters feature less jamming than shear type cutter.
- No set-up time required.
- All blades are easily replaceable.
- 180 degree rotatable heads allow easy cutting position.




Code MCP-40A

Output	60KN
Cutting Capacity	Φ40mm max (for telephone cable) Φ32mm max (for armoured Cu/Alu cable)
Stroke	48 mm
Length	630 mm (approx)
Weight	7.10 kg (approx)
Package	Steel Case
Weight of Box	3.25 kg (approx)

Hydraulic Cable Cutter

Features and Functions :

- Flip top cutting head rotates 360°.
- Two stage hydraulic to reduce cutting cycle, automatic release pressure when cut is complete.
- Manual release in case of need.



Code MCP-50A

Cutting Force	60 KN
Cutting Range	Φ50mm max (for telephone cable) Φ45mm max (for armoured Cu/Alu cable)
Stroke	65 mm
Length	630 mm (approx)
Weight	7.10 kg (approx)
Package	Steel Case
Weight of Box	3.5 kg (approx)


Max Tools Quality Guarantee



Germany

Max[®]

Hydraulic Crimping Tools



ACCESSORIES - Crimping Dies : 10, 16, 25, 35, 50, 70, 92, 120 mm²
: Sealing O-Ring One Set

Code


YYQ-120

Crimping Type	Hexagon Crimping
Crimping Force	60 KN
Crimping Range	10-120 mm ²
Stroke	14 mm
Length	425 mm (approx)
Weight	2.80 kg (approx)
Package	Plastic Box
Weight Of Box	0.9 kg (approx)

Code

YQK-300

Crimping Type	Hexagon Crimping
Cutting Force	100 KN
Cutting Range	16-300 mm ²
Stroke	22 mm
Length	500 mm (approx)
Weight	3.60 kg (approx)
Package	Plastic Box
Weight Of Box	1.2 kg



ACCESSORIES - Crimping Dies : 16, 25, 35, 50, 70, 95, 120, 150, 185, 240, 300 mm²
: Sealing O-Ring One Set

Code

MCO-630




ACCESSORIES - Crimping Dies : 16, 25, 35, 50, 70, 95, 120, 150
185, 240, 300, 400, 500, 630

Crimping Type	Hexagon Crimping
Cutting Force	230 kn
Cutting Range	16 - 630mm ²
Stroke	70mpa
Length	320 x 88 x 120 mm
Weight	5.3 kg (Approx)
Package	Steel Case
-	-

Code

MQK-400

Crimping Type	Hexagon Crimping
Cutting Range	Cu 50-400 mm ²
Cutting Force	130 KN
Stroke	42 mm
Length	560 mm (approx)
Weight	6.3 kg (approx)
Weight of die	3.3 kg (approx)
Package	Steel Case




ACCESSORIES

Crimping Dies : 50, 70, 95, 120, 150, 185, 240, 300, 400 mm²



Max Tools Quality Guarantee

Ratchet Cable Cutter




Features and Functions :

- The knives are made by forging, long life span and easy to cut.


Code ZC-36A

Cutting Range	Max 300mm ² (Only cutting for single or multi-stranded Cu/Al cable. Do not cutting for steel wire and hard copper wire.)
Length	260 mm (approx)
Weight	0.6 kg (approx)



Code TCR-40

Cutting Range	300 mm ² max (for armoured Cu / Alu cable)
Length	360 mm (approx)
Weight	1.1 kg (approx)
Package	Canvas Bag



Code TCR-520

Cutting Range	50 Max (for armoured Cu/Alu Cable)
Length	390 mm (approx)
Weight	1.90 kg (approx)
Package	Canvas Bag




Code TCR-500

Cutting Range	Max 500 mm ² max (for Alu conductor) Max 400 mm ² (for Cu conductor)
Length	240-290 mm (approx)
Weight	0.98 kg (approx)



Code TCR-75

Cutting Range	3x120 mm ² max (for armoured Cu cable) Φ75mm (for armoured Alu cable)
Length	430-600 mm (approx)
Weight	3.70 kg (approx)



Code TCR-95

Cutting Range	Φ95 mm (510 mm ²) Max for cutting Cu and Alu Cable and multi-core cable
Length	665 mm (approx)
Weight	5.270 kg (approx)

Max Tools Quality Guarantee



Features and Functions :

- Universal head with quick coupling, rotates 360o, flip top style
- For connecting to hydraulic drive units with 70Mpa operating pressure for the best possible crimping , cutting and punching results

Hydraulic Cable Cutter Head



- Blade - 1pc
- Spacer - 1pc
- Adapter for crimping - 1pc
- 3/4", 16UN Draw stud - 1pc
- Sealing ring of cylinder - 1set
- Adapter for punching - 1pc
- 7/16", 20UN Draw stud - 1pc
- Sealing ring of safety valve - 1set

Code

MHT-60N

Cutting Force	60 KN
Stroke	42 mm
Crimping Range	Cu 16-300 mm ² Al 10-240 mm ²
Cutting Range	ø45 mm (Cu/Alu cable & armoured Cu/Alu cable)
Punching Range	ø22.5-61.5 mm in the 3.5 mm mild steel The thickness below 2mm (ø16.5-115.5mm) for mild steel
Length	540 mm (approx)
Weight	3.5 kg (approx)
Package	Steel Case (W-3.5 kg)
Crimping Die Punches & Die	16, 25, 35, 50, 75, 95, 120, 150, 185, 240, 300 mm ² (Type-C) 22.5, 28.3, 34.6, 43.2, 49.6, 61.5 mm

Features and Functions :


- Close cutting head with bolt interlock, rotatable, Flip top style
- Large cutting range
- Carry handle for easy shift in job sites
- Innovative 2-stage hydraulic system reduce operator fatigue and cycle time
- Built-in pressure relief valve prevents overload.
- Turn the releasw knob anticlockwise to retract the ram when cutting complete

Code

MCP-85

Hydr. Ram Output	60 KN
Cutting Range	Ø50mm (Copper, Aluminium /Armored cable) Ø85mm (Copper, Aluminium /Armored cable)
Length	850 mm (approx)
Weight	15.5 kg (approx)
Package	Steel Case
Weight Of Box	11.4 kg


Cable End Stripper Plier



Code

HHBX-30

For stripping insulated layer of 70-300mm² cables, stripping depth could be adjusted, blades should not be exposed to the metal layer. Replace blades when they wear off or get damaged.



Code

HHBX-40

Suitable for Stripping insulated and semi-conductor layer of 40-90mm / 110KV cables.




Code

HHBX-40A

Suitable for Stripping insulated layer of Ø 20-40mm, 10KV cables.

Hydraulic Cable Cutter






Max Tools Quality Guarantee

Characteristics And Advantages

- Ratchet locking type clamping, ensure accurate reliability and good sealing.
- Precision stamping sheet metal and superb heat treatment process provide powerful safety performance on clamping.
- Interchangeable clamping die suit for different sizes of pipe clamping required.
- Antiskid handle structure designed make the clamping process more comfortable.

Crimping Fitting Tool




TH type : 16, 20, 26
Utype : 16, 20, 25

Code MHS-1626

Crimping Range	XPAP MAX DN26
Weight	2.1 kg (approx)
Package	Plastic Case
Clamp die for U type	Φ16, 20, 25 mm
Clamp die for TH type	Φ16, 20, 26 mm

Fitting Tool

For Clamping PEX PIPE



Clamp Die Specification for PEX :
Φ15 (3/8"), Φ18 (1/2")
Φ20 (5/8"), Φ24 (3/4"), Φ30 (1")

Code MHS-1620

Clamping Range	Φ15(3/8"), Φ18(1/2") Φ20(5/8"), Φ24(3/4") Φ30(1")
Length	330 mm
Weight	1.60 kg (approx)
Package	Plastic Case
Clamp die for U type	Φ16, 20, 25 mm
Clamp die for TH type	Φ16, 20, 26 mm

Electro-Hydraulic Rebar Cutter



Characteristics :

- Blades made of high strength steel, specially hardened for durability
- Open head for easy insertion of rebars
- Fast cutting speed, small cycle time
- Ram automatically retracts when the cutting cycle is complete
- Designed to cut one-time disposable locks, shipping container seals, small diameter bolts construction rebars, threaded rods, etc.

Code	Voltage (V)	Wattage (W)	Cutting Speed (S)	Min. Rebar (mm)	Maxi. Rebar (mm)	Kg./GW
HHG-25D	220/110	1300/1400	5	4	25	565 x 230 x 345

Max Tools Quality Guarantee



Code CPC-22A

Crimping Type	Φ 4-Φ 22 mm
Cutting Force	100 KN
Cutting Range	24 mm
Stroke	approx. 480 mm
Length	4.20 kg
Package	Plastic box
Weight Of Box	approx. 1.20 kg

Hydraulic Rebar Cutter



Code KB-K32

Description	Capacity (Mild Steel)	
	MM	GA
1-1/4" Conduit Size	3.5	10
Description	Capacity (Mild Steel)	
	Φ(Inch)	Φ(MM)
1/2"-1-1/4" Conduit Size Punch & Die	7/8"	22.5
3/4" Conduit Size Punch & Die	1.115	28.3
1" Conduit Size Punch & Die	1.362	34.6
1-1/4" Conduit Size Punch & Die	1.701	43.2
3/8", 24UN Draw stud with beaing		
3/4", 16UN Draw stud with beaing		
Package :	Plastic box	

Round Manual Knockout Punch Kits



Size - B 1/2" - 1 - 1/4"


Code KB-K50

Description	Capacity (Mild Steel)	
	MM	GA
1-1/2"-2" Conduit Size	3.5	10
Description	Capacity (Mild Steel)	
	Φ(Inch)	Φ(MM)
1-1/2" Conduit Size Punch & Die	1-15/16	49.6
2" Conduit Size Punch & Die	2-3/8"	61.5
Package :	Plastic box	



Size - B 1-1/2" - 2"

Nut Splitter Set



Code	Scope Of Application	Weight (Kg)
MQ-927	9-12 MM, 12-16 MM	0.630
	16-22 MM, 22-27 MM	

Characteristics And Advantages

- Capacity : Mild steel up through 3.5mm(10 gauge)
- Application : Punch mild steel, aluminium, fiberglass and plastic.
- Operation : Battery, hydraulic, ratchet or manual drivers. When used with ratchet, hydraulic or battery drivers, buy the punch & die only the draw stud is part of the driver kit.

Round Knockout Punches with Bolt

Type B




Code KP8



Max Tools Quality Guarantee

Hydraulic Foot Pump



Code TFP-800

Type of pumps	Foot
Max output pressure	
pressure - Low	2 MPa
pressure - High	70 MPa
Output of the oil pressure	
pressure - Low	13 cc
pressure - High	2.3 cc
Capacity of oil	700 cc
Direction of Piston	Double
Weight (Approx)	12.5 kg
Measurement (LxWxH)	510 x 140 x 200 mm


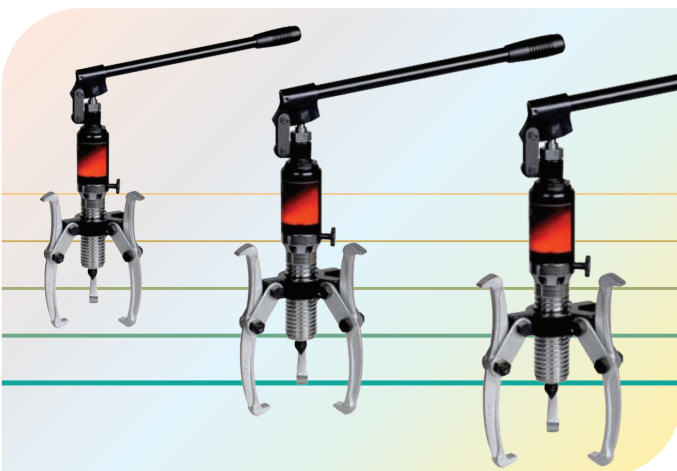
Electric Pump



Code ZCB6-6

Type of pumps	Electric pump
Rated output	0.75 KW
Motor Voltage	220V / 380 V
Rated output pressure Low	5.0 L/min
pressure Heigh	0.5 L/min
Height	370 mm
Weight	20 kg (Approx)
Hydraulic oil	T15
Package	Steel case

Hydraulic Gear Puller




Code	YLSafety loading-5T	Axis vaild distance	Verticle max distance	Horizontal max dia
YL-5T	5	50	140	200
YL-10T	10	50	160	250
YL-15T	15	55	180	300
YL-30T	30	75	250	450
YL-50T	50	75	350	550

Max Tools Quality Guarantee




Hydraulic Pump



Code

CP-700B

Type	: Hand	Capacity of oil	: 1800 cc
Max output pressure-Low	: 2 MPa	Direction of Piston	: Double
pressure-High	: 70 MPa	Weight	: Approx 12.5 kg
Output of the oil pressure-Low	: 13 cc	Measurement	:
pressure-High	: 2.3 cc		L-510 x W-140 x H-200 mm



Code

CP-700

Type	: Hand	Capacity of oil	: 900 cc
Max output pressure-Low	: 2 MPa	Direction of Piston	: Double
pressure-High	: 70 MPa	Weight	: Approx 9 kg
Output of the oil pressure-Low	: 13 cc	Measurement	:
pressure-High	: 2.3 cc		L-510 x W-140 x H-150 mm

Punch Driver Kits



Code

SYK-8B

Punching Range	: Φ 21.5 - Φ 61.5 mm (in the 3.5 mm mild steel)	Round Knockout Punches Type D :	22.5, 28.3, 34.6, 43.2, 49.6, 61.5 mm
Punching force	: 100 KN	7/16"x3/4" Draw Stud	: 1pc
Stroke	: 25 mm	3/4"x3/4" Draw Stud	: 1pc
Weight	: 5.6 kg	Spacer	: 1pc
Packge	: Steel Case	Sealing kit	: 1set
Weight of box	: 3.0kgs	Plastic box	: 1pc

Punch Driver Kit 63 To 114 Sqmm



Features :

- 1) 6 dies and punches for interchangeable different requirements :
22 / 27 / 34 / 43 / 49 / 60 mm.
Other rounds, squares, rectangular punches and dies are available for your needs.
- 2) Grip long steel handle at plastic end
- 3) Hydraulic pump at the bottom of the seating with easy brackets
- 4) Portable plastic case together with easy to pick
- 5) Clasps to lock two kits firmly

Code

SYK-15

Punching Range	63-114 mm
Punching force	12 Ton
Stroke	22 mm
Punching Thickness	For 4 mm light steel / For 2 mm stainless steel
Interchangeable punch dies	Φ 63, Φ 76, Φ 80, Φ 89, Φ 100, Φ 114 mm
Weight	- Kg
Packge	Plastic Carrying Case



Max Tools Quality Guarantee

Flange Spreader

Features and Functions :

- Hydraulic and Mechanical Flange Spreaders
- Friction-free, smooth and parallel wedge movement with unique interlock wedge design.
- Eliminates flange damage and risk of spreading arm failure.
- Hydraulic and Mechanical Wedge Spreaders
- Hydraulic Wedge Spreader HHP-1481
- Stepped spreader arm design - each step can spread under full load
- Requires very small access gap of only 6 mm
- Includes safety block and stepped blocks

Mechanical Flange Spreader HHP-08

1. Manual operation
2. Use stepped blocks to increase wedge opening up to 77 mm

Self-contained Hydraulic Flange Spreader HHP-10

1. Manual hydraulic operation
2. Use stepped blocks to increase wedge opening up to 81 mm
3. Safe and reliable hydraulic system

Hydraulic Flange Spreader HHP-1481

1. Operated by hydraulic pump with rated pressure of 700 bar
2. Use stepped blocks to increase wedge opening up to 81 mm
3. Supplied with 3/8NPT male coupler and dust cap off on safety



Code - HHP-08




Code - HHP-10



Code - HHP-1481


Code	M. Spreading force	Tip Clearance	Max. Spread	Type	Oil Capacity	G.W. (Kg)	Packing Size
HHP-08	8 Ton	6 mm	77 mm	Mechanical	-	10.4 Kg	31x16x12 cm
HHP-10	10 Ton	6 mm	81 mm	Hydraulic	70 cm ²	11.5 Kg	53x17x11 cm
HHP-1481	14 Ton	6 mm	81 mm	Hydraulic	70 cm ²	10.2 Kg	31x16x12 cm



Flange Spreader

Code HHP-30

Tonnage	8T
Top Thickness	11 mm
Max. Expansion Distance	30 mm
Max. Opening Distance	56 mm
Weight	3.7 kg.



Flange Spreader

Code HHP-55

Tonnage	12T
Top Thickness	13 mm
Stroke	25 mm
Expand the Scope	13-59 mm
Weight	7 kg.

Max Tools Quality Guarantee



Description


Hydraulic Ram Output	6.5 Ton
Ram Stroke	42 mm
Battery Capacity	90 cutting cycles / 320 crimping cycles
	100 punching cycles
Cutting Range	Ø40 mm (Cu/Al and armoured cable)
Crimping Range	16-300 mm ²
Punching Range	Ø22 - Ø60 mm
Battery	18V/4.0Ah Li-ion
Charging Time	2 Hours

ACCESSORIES

Crimping Dies	16, 25, 35, 50, 70, 95, 120, 150 185, 240, 300 mm ²
Punching Dies	22, 27, 34, 43, 49, 60 mm
Qty of Battery	2 pcs
Charger	1 pc
Blade	1 set
Adapter	Crimping - 1 pc & Punching - 1 pc
Draw Stud	M20 x 1.5 - 1 pc & M10 x 1 - 1 pc
Spacer	1 pc
Seals	1 set
Weight (Kg)	21.4
Packing Size (mm)	585 x 500 x 170



Crimp Copper Lug
16-300mm² or
Aluminum Lug 10-240mm²



Cut Cu/Al Wire or
Armoured Cable up
to Ø 40mm



Punch Holes
Ø 22 - Ø 60mm

One head for crimping, cutting and punching one tool for all Lightweight and well-balanced. Interchangeable crimping dies, cutting blades and punching adapter. Only seconds of time is needed to switch crimping, cutting and punching functions.

Hydraulic Crimping

Cutting and Punching Tool



3 in 1

Crimping

Cutting

Punching

Battery
Powered

Model - MQB-60


Characteristics:

- One universal head to complete crimping, cutting and punching jobs.
- Two-stage hydraulic system features fast feed and power stroke upon reaching counter pressure, saving time.
- 10000+ cycle service life.
- Ram retracts to original position automatically when operation is complete.
- Manual retraction in case of need.
- Audible buzzer and red LED light in case of error.
- Quick motor stop for higher user safety.
- Powerful 18V Li-ion battery with low battery warning.
- Ergonomic 2-component grip area and balanced center of gravity.
- Sturdy plastic storage box.

Cable Roller Aluminium



▪ 160 x 140





Battery Powered Hydr. Cable Cutter

Cuts armoured Al and Cu cables.
Special blades for cutting ACSR conductors are available on request.



Model - HHYD-50A

Characteristics :

- Closed cutting head with bolt interlock, rotatable, flip top style
- Two-stage hydraulic system features fast feed and power stroke upon reaching counter pressure, saving time.
- 10000+ cycle service life.
- Press manual reset button to retract the ram when cutting is complete.
- Press manual reset button to retract the ram in case of error.
- Ram retracts to original position automatically when applied force exceeds rated capacity.
- Audible buzzer and red LED light in case of error.
- Quick motor stop for higher user safety.
- Powerful 18V Li-ion battery with low battery warning.



Model - HHYD-50A

Hydraulic Ram Output	8.5 Ton
Ram Stroke	50 mm
Battery Capacity	70 Cuttin Cyclesg
Cutting Range	Ø50mm (Copper Alum. & Armored cable)
Battery	18V / 4.0Ah Li-ion
Weight	Kg 14.5
Packing Size (mm)	585 x 500 x 170

Battery Powered Hydr. Crimping Tool



Model - HHYD-400D

Characteristics :

- Open C-crimping head, rotating 330°.
- Two-stage hydraulic system features fast feed and power stroke upon reaching counter pressure, saving time.
- 10000+ cycle service life.
- Ram retracts to original position automatically when operation is complete.
- Manual retraction in case of need.
- Audible buzzer and red LED light in case of error.
- Quick motor stop for higher user safety.
- Powerful 18V Li-ion battery with low battery warning.
- Ergonomic 2-component grip area and balanced center of gravity.
- Sturdy plastic storage box.



Model - HHYD-400D

Hydr. Ram Output	11 Ton
Ram Stroke	32 mm
Battery Capacity	180 Cuttin Cyclesg
Crimping Range	16-400 mm ²
Crimping Times	5s-15s (Depend on the size of cable)
Battery	18V / 4.0Ah Li-ion
Crimping dies	16, 25, 35, 50, 70, 95, 120, 150, 185, 240, 300, 400 mm
Weight	Kg 16.6
Packing Size(mm)	585 x 500 x 170

Max Tools Quality Guarantee



Battery Powered Hydr. Crimping Tool



Model - MQB-70

Characteristics :

- H-head for deep groove, rotating 350°.
- Two-stage hydraulic system features fast feed and power stroke upon reaching counter pressure, saving time.
- 10000+ cycle service life.
- Ram retracts to original position automatically when operation is complete.
- Manual retraction in case of need.
- Audible buzzer and red LED light in case of error.
- Quick motor stop for higher user safety.
- Powerful 18V Li-ion battery with low battery warning.
- Ergonomic 2-component grip area and balanced center of gravity.
- Sturdy plastic storage box.



Model - MQB-70

Hydr. Ram Output	11 Ton
Ram Stroke	20 mm
Battery Capacity	180 Ccuttin Cyclesg
Crimping Range	16-400 mm ²
Crimping Times	4s-14s (Depend on the size of cable)
Battery	18V / 4.0Ah Li-ion
Crimping dies	16, 25, 35, 50, 70, 95, 120, 150, 185, 240, 300, 400 mm
Weight	Kg 16.1
Packing Size(mm)	585 x 500 x 170

Battery Powered Hydr. Cable Cutter

Cuts armoured Al and Cu cables.
Do not cut steel ropes or ACSR conductors.



Model - MQB-85

Characteristics :

- Open cutting head allows larger cutting range.
- Two-stage hydraulic system features fast feed and power stroke upon reaching counter pressure, saving time.
- 10000+ cycle service life.
- Press manual reset button to retract the ram when cutting is complete.
- Press manual reset button to retract the ram in case of error.
- Ram retracts to original position automatically when applied force exceeds rated capacity.
- Audible buzzer and red LED light in case of error.
- Quick motor stop for higher user safety.
- Powerful 18V Li-ion battery with low battery warning.




Model - MQB-85

Hydraulic Ram Output	12.5 Ton
Ram Stroke	56 mm
Battery Capacity	70 Ccuttin Cyclesg
Cutting Range	Ø85mm (Copper Alum. & Armored cable)
Battery	18V / 4.0Ah Li-ion
Weight	Kg 14
Packing Size (mm)	600 x 500 x 170




Hydraulic Nut Splitter

Suitable for various applications : truck maintenance, pipeline, industry, tank cleaning, petrochemical, iron and steel construction, mining, etc.



Model - HHQ-3241



Model - HHQ-24B



Model - HHQ-1924



Model - HHQ-1319



Characteristics :

- Compact and ergonomic design, easy to use.
- Unique angled head design.
- Heavy duty cutting head made of special steel.
- Sing acting, spring return.
- Supplied with R2 3/8 male coupler and dust cap.
- Operated by hydraulic pump with rated pressure of 700 bar.

Output Force (Ton)	Bolt Range	Hexagonal Nut Range	G.W. (Kg)	Pack. Size (mm)
14	M8-M24(mm)	14-36(mm)	3.3	160x120x235

Code	Output Force (Ton)	Bolt Range (mm)	Hexagonal Nut Range	G.W. (Kg)	Pack. Size (mm)
MQ-13	5	M6-M12	10-19mm	1.6	210x60x60
MQ-19	10	M12-M16	19-24mm	2.4	240x65x65
MQ-24	15	M16-M22	24-32mm	4.1	260x80x80
MQ-32	20	M22-M27	32-41mm	5.6	285x90x90
MQ-41	35	M27-M33	41-50mm	10	230x105x105
MQ-50	50	M33-M39	50-60mm	14	360x115x115
MQ-60	90	M39-M48	60-75mm	36	420x175x175

Hydraulic Nut Splitter

Self-contained




Characteristics :

- Unique angled head design.
- Heavy duty cutting head made of special steel.
- Rugged and durable.
- Easy and simple operation.
- Comes in plastic carry case.

Code	Output Force (T)	Bolt Range mm	Hexagonal Nut Rang mm	G. Weight (Kg)
MQ-27	20	22- 27	32-41	6.8

Bus Bar Bender



• CB-200D

• CB-150D

Code	HCB-150D	HCB-200A
Bending Force	200 KN	160 KN
Max Thickness of Sheet	12 mm	10 mm
Width of Sheet	200 mm	150 mm
Height	370 mm (approx.)	360 mm (approx.)
Weight	27.4 kg (approx.)	19.2 kg (approx.)

Max Tools Quality Guarantee

Max[®]
Germany

Features and Functions :

- Low height is suit for working in narrowness; Short stroke can block up times and times.
- The surface of plunger is finished with chrome plate to protect the using of longevity of the product.
- Plunger has the function of retracting automatically.

1. **Principal axis**

(avoid axis break when it is overloading)

2. **Stopping ring**

(to protect the cylinder When the stroke get to top, absorb heaviness on the other side.)

3. **Spring**

(provide the capability of quick flexing)

4. **Brass ring**

(use high quality of brass to joint, to protect the status of overloading & absorb heaviness on the other side)

5. **Cylinder wall and principal axis**

(they can avoid eroding and less friction by chrome plate)



RMC Series

Code	Output (T)	Stroke (mm)	Effective Area (cm ²)	Oil Capacity (L)	Height of Product (mm)	Extended Height (mm)	Outside Dia (mm)	Bore Dia (mm)	Thread input oil-port (ZG)	Saddle protrusion Plgr(mm)	Weight (Kg)
RMC-051	5	11	4.9	0.0078	43	54	51 x 40	30	NPT1/4"	1	
RMC-101	10	11	11.3	0.016	47	58	81 x 56	43	3/8"-19	2	1.5
RMC-201	20	11	22	0.031	52	63	100 x 77	60	3/8"-19	2	2.7
RMC-301	30	12	31.1	0.05	63	75	115 x 95	75	3/8"-19	2	4.5
RMC-501	50	16	56.7	0.113	69	85	138 x 115	95	3/8"-19	2	7
RMC-1001	100	16	95	0.211	86	102	185 x 160	130	3/8"-19	2	15.7
RMC-1501	150	18	162.8	0.338	93	111	234 x 200	164	3/8"-19	2	-
RMC-2001	200	18	224.2	0.505	100	118	274 x 239	189	3/8"-19	2	-

Punching Tools

FEATURES :

- Punching the differnt kind of metal sheet up to 10mm.
- It can match hand pump CP-700 or electric pump
- High-strength return spring for rapid cylinder retraction.
- High-hardness of material for punching die. easier for opertion.
- Half-opened casting body, widely use in different areas.



Code

MCH 60

Max thickness of sheet	10 mm
Punching force	300 KN
Stroke	25 mm
Depth of throat	95 mm
Height	390 mm (approx.)
Weight	16.9 kg (approx.)
Accessories	3/8"(Φ10.5), 1/2"(Φ13.8) 5/8"(Φ17), 3/4"(Φ20.5)

Punching Tools

FEATURES :

- Punching the differnt kind of metal sheet up to 12mm.
- It can match hand pump CP-700 or electric pump
- High-strength return spring for rapid cylinder retraction.
- High-hardness of material for punching die. easier for opertion.
- Half-opened casting body, widely use in different areas.



Code

MCH 70


Max thickness of sheet	12 mm
Punching force	350 KN
Stroke	42 mm
Depth of throat	100 mm
Height	350 mm (approx.)
Weight	33.3 kg (approx.)
Accessories	3/8"(Φ10.5), 1/2"(Φ13.8) 5/8"(Φ17), 3/4"(Φ20.5)



Max Tools Quality Guarantee

Thin Single Hydraulic Cylinder

1. **Principal axis** ■
(avoid axis break when it is overloading)
2. **Stopping ring** ■
(to protect the cylinder When the stroke get to top, absorb heaviness on the other side.)
3. **Spring** ■
(provide the capability of quick flexing)
4. **Cylinder wall and principal axis** ■
(they can avoid eroding and less friction by chrome plate)
5. **Cylinder principal axis** ■
(they can avoid eroding and less friction by chrome plate)
6. **O-ring** ■
(great effect for sealing and hold longevity)
7. **Brass ring** ■
(use high quality of brass to joint, to protect the status of overloading and absorb heaviness on the other side)



Features and Functions :

- The surface of principle axis is finished with chrome plate to protect the using of longevity of the product.
- Principle axis has the function of retracting automatically.
- Surface coating resists corrosion, extending cylinder life.
- Hardy underlay to avoid axis break when it is overloading.

Code	Output (T)	Stroke (mm)	Effective Area (cm ²)	Oil Capacity (L)	Height of Product (mm)	Extended Height (mm)	Outside Dia (Φmm)	Bore Dia (Φmm)	Pluger Dia (Φmm)	Thread input oil-port (ZG)	Saddle protrusion Plgr (mm)	Weight (Kg)
RSC-0550	5	50	9	0.0354	133	183	40	30	25	1/4"-19	13	-
RSC-05100	5	100	9	0.0710	183	283	40	30	25	1/4"-19	13	3
RSC-05150	5	150	9	0.107	232	282	40	30	25	1/4"-19	13	1.9
RSC-1050	10	50	13.8	0.073	139	189	58	43	38	3/8"-19	17	2.95
RSC-10100	10	100	13.8	0.145	189	289	58	43	38	3/8"-19	17	3.9
RSC-10150	10	150	13.8	0.220	239	389	58	43	38	3/8"-19	17	4.9
RSC-2050	20	50	26.4	0.140	157	207	88	65	58	1/4"-19	20	6.4
RSC-20100	20	100	26.4	0.280	207	307	88	65	58	1/4"-19	20	8.05
▪ RSC-20150	20	150	26.4	0.420	257	407	88	65	58	1/4"-19	20	10
RSC-3050	30	50	41.8	0.208	157	207	107	75	68	3/8"-19	20	9.5
RSC-30100	30	100	41.8	0.416	207	307	107	75	68	3/8"-19	20	12.65
▪ RSC-30150	30	150	41.8	0.624	257	407	107	75	68	3/8"-19	20	15.6
RSC-30200	30	200	41.8	0.833	307	507	107	75	68	1/4"-19	20	18.7
RSC-5050	50	50	78.5	0.350	163	213	127	95	85	1/4"-19	26	22
▪ RSC-50100	50	100	78.5	0.700	213	313	127	95	85	1/4"-19	26	17.7
RSC-50150	50	150	78.5	1.060	263	413	127	95	85	3/8"-19	26	21.7
RSC-50200	50	200	78.5	1.400	313	513	127	95	85	3/8"-19	26	30
RSC-10050	100	50	103.8	0.660	149	199	177	130	111	3/8"-19	28	-
RSC-100100	100	100	103.8	1.320	249	349	177	130	111	1/4"-19	28	34
RSC-100150	100	150	103.8	2.1	277	427	177	130	111	1/4"-19	28	42.5
RSC-100200	100	200	103.8	2.65	327	527	177	130	111	1/4"-19	28	49.35
RSC-15050	150	50	245	1.056	181	231	207	164	144	3/8"-19	31	-
RSC-150100	150	100	245	2.2	231	331	207	164	144	3/8"-19	31	-
RSC-150150	150	150	245	3.2	281	431	207	164	144	3/8"-19	31	56.9
RSC-150200	150	200	245	4.4	331	531	207	164	144	1/4"-19	31	-
RSC-20050	200	50	328	1.41	181	231	237	189	169	1/4"-19	31	-
RSC-200100	200	100	328	2.81	321	331	237	189	169	1/4"-19	31	80
RSC-200150	200	150	328	4.22	281	431	237	189	169	3/8"-19	31	-
RSC-200200	200	200	328	5.62	331	531	237	189	169	3/8"-19	31	-

Max Tools Quality Guarantee



Hydraulic Cable Drum Jack

Jacks are primarily used for lifting cable drums. Cable pulling is the moving of lengths of cable from one place to another in order to install a connection of some type between disparate areas.

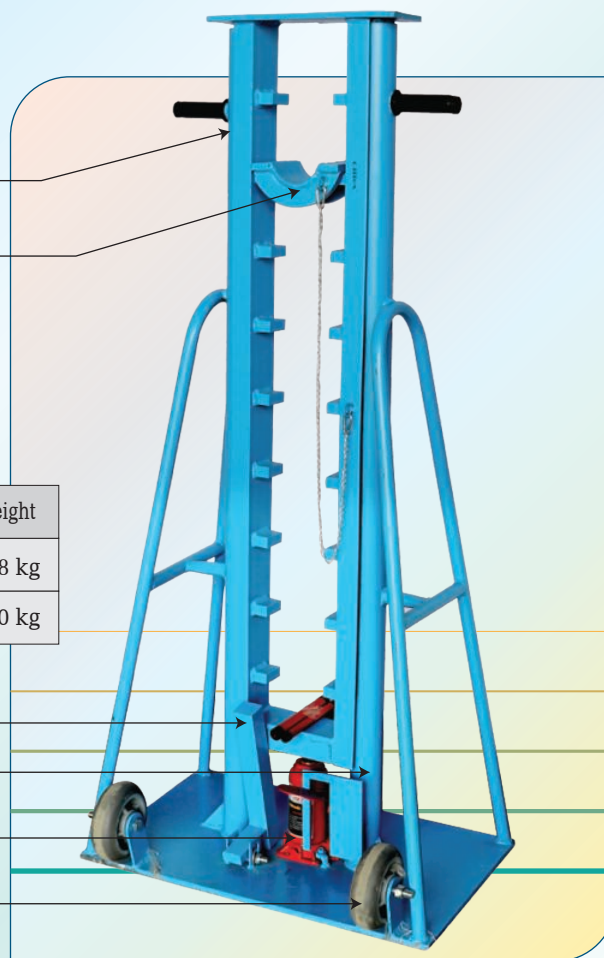
When lifting the drum, use a shaft through the center of the drum available lift with as long a wire as possible, so that the sides of the drum are not damaged.

Code - MHJ-5 / MHJ-10

Item No	Suitable for belting bobbin wire diameter	Suitable diameter of spool	Shank diameter	Weight
5T	Φ700 mm - Φ2400 mm	≤1700 mm	Φ76 mm	148 kg
10T	Φ700 mm - Φ3200 mm	≤1800 mm	Φ89 mm	210 kg

- Rubber Handle
- Spindle Hub
- Mechanical Lift Safety Lock
- Paddle
- Bottle Jack
- Heavy Wheel

Finish - RAL5012 - POWER COATED



Description

The base, pressure cylinder and oil deposit form one integral part and provide more strength and safety to the jacks. Any pressure loads produced by the vehicle axle tilting are absorbed as the piston never comes into contact with the cylinder. Therefore the jack will not be damaged even if the vehicle tilts.

Code	Capacity	A	B	C	D	W (Kg)
HBJ-02	2	168	105	65	338	3.6
HBJ-03	3	168	105	65	338	3.7
HBJ-03A	3	210	150	65	425	4
HBJ-05	5	212	150	75	437	4.5
HBJ-08	8	219	150	75	444	6.2
HBJ-10	10	219	150	75	444	6.4
HBJ-12	12	226	150	75	444	6.4
HBJ-15	15	228	150	75	453	8.8
HBJ-20	20	234	150	75	459	10.6
HBJ-25	25	242	150	75	467	15.5
HBJ-30	30	242	150	75	467	15.5
HBJ-40	40	246	150	75	396	22.5
HBJ-50	50	260	140	75	400	27
HBJ-50A	50	260	140	75	400	30
HBJ-100	100	300	150	75	450	87

Hydraulic Bottle Jacks



Poto
Germany

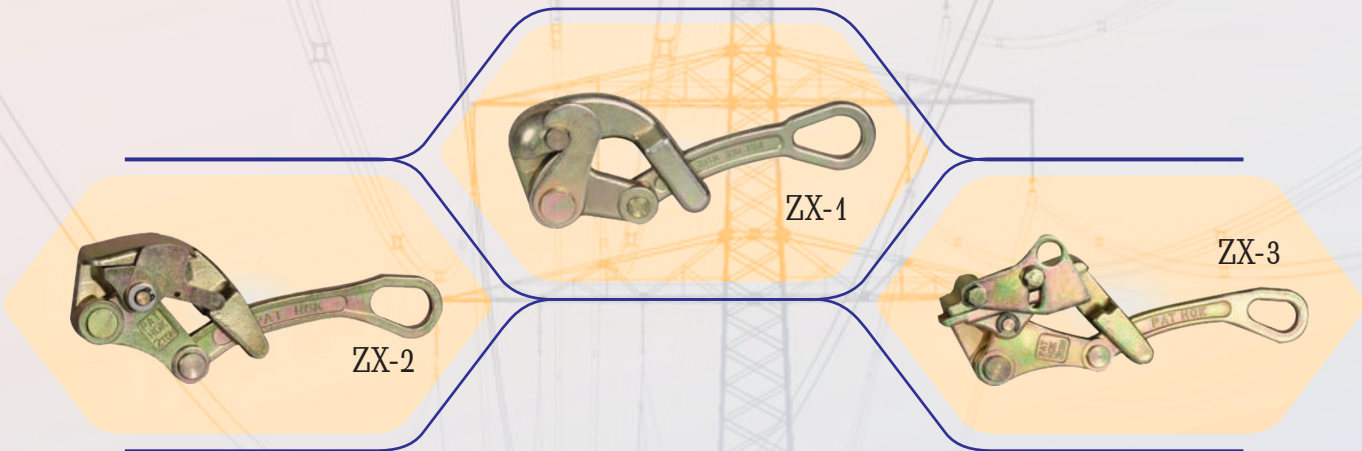
Code - HBJ

- Safety overload valve
- Rotary pump socket



Max Tools Quality Guarantee

Steel Wire Rope Grip



- The grip are widely used in the power communications and general construction fields to pull wire and cable.
- The grip maintain temporary tension until the wire or cable can be permanently terminated.
- Made by high - strength steel and being forged.
- Compact and lightweight.

Code	Rated Load (KN)	Range of application (MM)	Kg
ZX-1	10	Φ2.5-16 Steel strands, copper strands	1.2
ZX-2	20	Φ4-16 Steel strands, ACSR, Insulated wires	107
ZX-3	30	Φ16-32 Steel strands, ACSR, Insulated wires	20

Fish Tape



- Made from flexible spring Steel in black finish.
- Equipped with durable plastic container and slide handle.
- Easy to thread through the pipe and pull out the electric cable.

Code	Length	B Size	Thickness	kg
486-30	30 Mt.	3.2 mm	1.6 mm	0.800
486-60	60 Mt.	3.2 mm	1.6 mm	0.900

Max Tools Quality Guarantee

Air Impact Wrench 1-1/2" Dr.



MAX Tools Air Impact Wrenches feature heavy duty exterior design, hard hitting with lots of torque providing the speed, power and durability you need to get the job done.

These tools feature best in class amp hours for longest power supply, and easy handling of professional grade reliability to get the job done.



Code **MXH402**

Air Pressur	90 psig / 620 kpa
Drive	1-1/2 inch
Max Torque	3000 ft. lbs. / 4068 Nm
Free Speed	3700 rpm
Standerd Boll Cap	1-3/4 inch / 44 mm
Net Weight	33 lbs. / 14.9 kg
Overall Lengh	19.3 inch / 490 mm
Avg. Air Consumption	14.7 cfm
Air Inlet	1/2
Minimum Hose Size	3/4 inch / 19 mm
Machine	Twin Hammer

Feature :

- Pinless hammer mechanism
- Roking dog structure
- Easy adjustabl power regulator.
- One of the most popular impact wrenches in the market.
- Suitable for screw and unscrew work of big truck and lorry. Also can be used in the maintenance of bus and general equipments of large machines.

Code **MXH301**

Square Drive	1"
Free Speed	3900 rpm
Max. Torque	2200N-m
Air Hose	1/2"
Air Pressure	8-10kg/cm ²
Net Weight	13 kg

Air Impact Wrench



1" Air Impact Wrench - Heavy Duty • Front Exhaust

Specifications :

- 1) 1" square drive professional impact wrench
- 2) Light for handle, easy for work
- 3) Pinless hammer



1" Air Impact Wrench



Feature

- 1" impact wrench with ting+hole retainer
- Twin hammer clutch
- Front exhaust
- High power: 1400ft.lb/1898Nm
- Ideal for general maintenance
- Powerful motor and durable clutch
- Operator comfort andle swinng of only 90° to 110°

Code - RT5563

SPECIFICATIONS	
Square Drive	1"
Capacity Bolt Size	1-1/2"(M38mm)
Free Speed	4500rpm
Max Torque	1400ft.lb/1898N
Air Inlet	3/8"PT
Air Hose	3/4" I.D.
Air Consumption	8cfm
Net Weight	15.4lbs/7kgs

- Air Motor Features Quality Bearings, Ductile Steel End Plates and Carefully Finished Components to Ensure Smooth Running and Maximum Power. Combination Forward / Reverse and Speed Selector.
- Powerful 1" Impact Wrench with Twin Hammer Mechanism and Pressure Feed Lubrication System.
- Used in Automotive and Many Other Industries for Maintenance. • Heavy Duty • Weight : 7.0 KG



1/2" Air Impact Wrench

- Heavy Duty
- Twin Hammer
- Front Exhaust

Code RT5230

• Square Drive	1/2"
• Capacity Bolt Size	5/8" (M16)
• Free Speed	7500 rpm
• Max. Torque	480ft-lb (650N-m)
• Air Inlet	1/4" PT
• Air Hose	3/8" I.D
• Air Consumption	8 cfm
• Net Weight	3.50 lbs (2.60Kgs)



3/4" Air Impact Wrench

- Heavy Duty
- Twin Hammer
- Front Exhaust

Code RT5550

• Square Drive	3/4"
• Capacity Bolt Size	1-1/4" (M28)
• Free Speed	4500 rpm
• Max. Torque	900ft-lb (1220N-m)
• Air Inlet	3/8" PT
• Air Hose	1/2" I.D.
• Air Consumption	12 cfm
• Net Weight	10.60 lbs (4.82Kgs)

Max Tools Quality Guarantee



Code

RT-5220

• Square Drive	1/2" - 3/8"
• Capacity Bolt Size	1/2" (M13)/ 3/8" (M10)
• Free Speed	160 rpm
• Max. Torque	50ft-lb (68N-m)
• Air Inlet	1/4" PT
• Air Hose	3/8" I.D.
• Air Consumption	4 cfm
• Net Weight	2.60 lbs(1.18Kgs)

Air Ratchet Wrench



1/2" - 3/8" Air Ratchet



Lightweight Pneumatic Die Grinder

Air Die Grinder

Code

MXH703D

• Free Speed (rpm.)	25000
• Air Inlet NPTF (in.)	1/4"
• Air hose	3/8"
• Avg. Air Consumption (CFM)	4
• Weight (kg)	0.40

Code

XH-703

• Chuck Size(in.)	3/8-24 Spindle	3/8-24 Spindle
• Wheel Size (in.)	4" (100 mm)	5" (125 mm)
• Length (mm)	244	251
• Avg. Air Consumption (CFM)	6	6
• Air Inlet NPTF (in.)	1/4"	1/4"
• Min. Hose Size (in.)	3/8"	3/8"
• Sound dBA pressure	96	96
• Vibration (M/S ²)	2.5	2.5
• Free Speed (rpm.)	11000	11000
• Weight (kg)	1.75	1.80

Air Angle Grinder




Air Hydraulic Riveter

Blind Rivet Setting Capacity
3/16" , 5/32" , 1/8" , 3/32"

Code

RT-4104

• Stroke Length	11/16" (17mm)
• Traction Power	1586lbs/720kgs
• Air Inlet NPTF (in.)	1/4"
• Air Hose	3/8" I.D.
• Avg. Air Consumption (CFM)	0.03
• Weight (kg)	3.74lbs (1.7Kgs)



3/16" Rivet Gun



Max Tools Quality Guarantee

Jet chisel



Code	JEX-24	JEX-28
Rated Air Pressure MPa (Kgt / cm ²)	0.56(6)	0.56(6)
Air Consumption (No Load) m ² /min	0.27	0.27
Stroke Speed - min ⁻¹	4000	4000
Needles to be used - mm	2 0Dx180 (53pcs0)	2 0Dx180 (53pcs0)
	3 0Dx180 (23pcs)	3 0Dx180 (23pcs)
Hous Size - inch	3/8	3/8
Mass (Weight) - kg	2.7	2.7

Tire Inflating Gun



Code	TG-10
• Air Inlet NPTF (in.)	1/4"
• Air Pressure	150
• Max Pressure	220

Air Blow Gun



Code	DG-10-1
• Air Inlet NPTF (in.)	1/4"
• Air Pressure	150 Psi
• Max Pressure	220 Psi

Reversible Air Drill



Code	MXH501	MXH502
• Chuck Size(in.)	3/8"	1/2"
• Spindle Size (in.)	3/8"-24	3/8"-24
• Length (mm)	203	250
• Avg. Air Consumption (CFM)	9	9
• Air Inlet NPTF (in.)	1/4"	1/4"
• Min. Hose Size (in.)	3/8"	3/8"
• Sound dBA pressure	90	90
• Free Speed (rpm.)	1800	7000
• Weight (kg)	1.09	1.38

Air Screwdriver



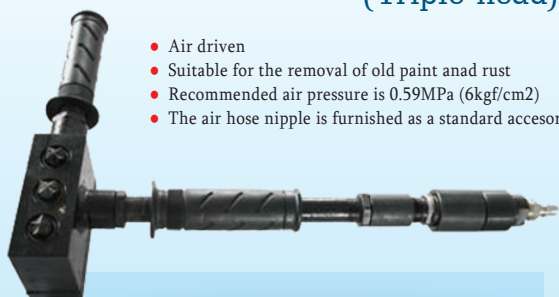
Code	RT-3616
• Hex Shank	1/4"(6.35mm)
• Capacity Bolt Size	5/32" / 4mm
• Free Speed	1800 rpm
• Max. Torque	25-75 in.lbs / 29-87kgs-cm
• Air Inlet	1/4" PT
• Air Hose	3/8" I.D.
• Air Consumptio	5 cfm
• Net Weight	2.42 lbs (1.10Kgs)

Max Tools Quality Guarantee

Max[®]
Germany

Pneumatic Scaling Hammer

(Triple-head)



- Air driven
- Suitable for the removal of old paint and rust
- Recommended air pressure is 0.59MPa (6kgf/cm²)
- The air hose nipple is furnished as a standard accessory

Code MSC-3H

Number of Piston	3
Piston Diameter	22 mm
Stroke	10 mm
Free Speed	7,000 (R.P.M.)
Air Inlet	3.8 (PT)
Air Hose	12.7 mm
Weight	3.2 Kgs

Impact Screw Driver Set



Code 427-13

(-) Slotted bit (36mm)	SL5, SL6, SL7, SL8 x 2
(+) Cross bit (36mm)	PH1, PH2, PH3, PH4
Hex bit (36mm)	H5, H6, H7, H8
1 Screw Driver Handle	Length 16 cm (6.3 Inch)

Air Oil Gun



Code RT67-01

Application	Washing Gun
Cup Volume	1000 cc
Certification	GS
Package	Color Box

Air Spray Gun



Code MW-71S

Optional Nozzle	1.0-2.0 mm
Operating Pressure	50-7 psi
Pattern Width	150-250 mm
Cup Capacity	600 ml
Surface	Chromeplate, Nickelplate Polishing, Purple, Blue etc.



Electric Impact Wrench



- 1/2"
- Continues working capacity

- Powerful 7.5 Amp motor delivers 2,200 RPM and 2,700 BPM 240 ft.-lbs. of torque for heavy-duty applications
- 1/2" square drive with friction ring for secure socket retention Metal gearbox for added durability
- Forward/reverse rocker switch for quick & easy two-finger operation

Code	DW122
Square Drive	1/2"
Free Speed	2600 RPM
Max. Torque	300 N.m
Voltage	110-240V
Frequeny	50-60Hz
Power	450W
Net Weight	15-16Kgs

Pnuematic Orbital Sander



- Features
- Auto sheet metal coating operation.
 - Sheet metal putty grinding, trimming, feather edge grinding.
 - Wood furniture, metal grinding.

Code	RT66-06
Pad Size	5" or 6" (127 mm or 152 mm)
Free Speed	11000+ / -10%rpm
Working Pressure	90 PSI
Air Inlet	1/4" PT
Air Hose	3/8" I.D.
Air Exhaust	Rear Exhaust
Net Weight	2.2lbs / 1kgs

Automatic Rubber Tier

- Best Tying Diameter : 40 mm
- Voltage & Capacity : DC14.4V(4.4AH)
- Charge Time : 60 mins (Approx.)
- Tying Speed Per Knot : 0.7-0.75 seconds
- Ties Per Charge : More Than 3200 ties

- Ties Per Coil : 130 ties (Approx.) (3turns)
- Turns Per Tie : 2turns/3turns
- Length Of Wire For Tying : 650 mm/2 turns / 750 mm/3 turns
- Wire Type : Black annealed or Galvanized wire
- Net Weight : 1.9 kgs



Model - RT-40




Max Tools Quality Guarantee

Wrenches...

Max Tools Quality Guarantee



Industrial Tools



Wrench



Combination Wrench Set

Din - 3113

Metric



Code	Size
3306-S8	6, 8, 10, 12, 14, 17, 19, 24 - mm
3306-S12	6, 8, 10, 12, 14, 17, 19, 22, 24, 27, 30, 32 - mm

Imperial



Code	Size
3306-AF-08	1/4", 7/16", 1/2", 9/16", 5/8", 11/16", 3/4", 7/8" - Inch
3306-AF-12	1/4", 3/8", 7/16", 1/2", 9/16", 5/8", 11/16", 3/4", 7/8", 1-1/16" - Inch
3306-AF-18	1/4", 5/16", 3/8", 7/16", 1/2", 9/16", 5/8", 11/16", 3/4", 13/16", 7/8", 15/16", 1", 1-1/16", 1-1/4", 1-3/8", 1-7/16", 1-1/2" - Inch



Code	Size
3306-S25	6, 7, 8, 9, 10, 11, 12, 13, 14, 15, 16, 17, 18, 19, 20, 21, 22, 23, 24, 25, 26, 27, 28, 30, 32 - mm
3306-S28	6, 7, 8, 9, 10, 11, 12, 13, 14, 15, 16, 17, 18, 19, 20, 21, 22, 23, 24, 25, 26, 27, 28, 30, 32, 34, 36, 41 - mm

Metric



Code	Size
3306-S10	6, 8, 10, 12, 13, 14, 15, 17, 19, 22 mm
3306-S12A	6, 7, 8, 9, 10, 11, 12, 13, 14, 17, 19, 22 mm
3306-S14	6, 8, 9, 10, 11, 12, 13, 14, 17, 19, 22, 24, 27, 32 mm

Wrench



Double Open Wrench Set

Metric



Code

Size

3303-S08	6x7, 8x9, 10x11, 12x13 14x15, 16x17, 18x19, 20x22 - mm
----------	---

Imperial

3303-AF08	1/4"x5/16", 3/8"x7/16", 1/2"x9/16" 19/32"x11/16", 5/8"x11/16" 11/16"x13/16", 3/4"x25/32", 3/4"x7/8"
-----------	---

Double Ring Spanner Set

Metric



Code

Size


3314-S08	6x7, 8x9, 10x11, 12x13, 14x15 16x17, 18x19, 20x22 - mm
----------	---

Imperial

3314-AF08	1/4"x5/16", 3/8"x7/16", 1/2"x9/16" 19/32"x11/16", 5/8"x11/16" 11/16"x13/16", 3/4"x25/32", 3/4"x7/8"
-----------	---

Din - 895

Metric



Code

Size

3303-S12	6x7, 8x9, 10x11, 12x13 14x15, 16x17, 18x19, 20x22 21x23, 24x27, 25x28, 30x32 - mm
----------	---

Imperial

3303-AF12	1/4"x5/16", 3/8"x7/16", 1/2"x9/16" 19/32"x11/16", 5/8"x11/16" 11/16"x13/16", 3/4"x25/32" 3/4"x7/8", 13/16"x7/8", 15/16"x1" 1"x1-1/8", 1-1/16"x1-1/4" - Inch
-----------	---

Metric



Code

Size

3314-S12	6x7, 8x9, 10x11, 12x13, 14x15 16x17, 18x19, 20x22, 21x23 24x27, 25x28, 30x32 - mm
----------	---

Imperial

3314-AF12	1/4"x5/16", 3/8"x7/16", 1/2"x9/16" 19/32"x11/16", 5/8"x11/16" 11/16"x13/16", 3/4"x25/32" 3/4"x7/8", 13/16"x7/8", 15/16"x1" 1"x1-1/8", 1-1/16"x1-1/4" - Inch
-----------	---

Wrench



Combination Wrench - Din 3113

M
e
t
r
i
c

Code	Size MM	Length MM	g
3306-06	6	105	17
3306-07	7	115	20
3306-08	8	125	26
3306-09	9	135	34
3306-10	10	145	36
3306-11	11	155	44
3306-12	12	165	52
3306-13	13	175	63
3306-14	14	185	78
3306-15	15	195	94
3306-16	16	205	106
3306-17	17	215	132
3306-18	18	225	144
3306-19	19	235	154
3306-20	20	245	188
3306-21	21	255	200
3306-22	22	265	220
3306-23	23	275	260
3306-24	24	285	280
3306-25	25	295	300
3306-26	26	305	320
3306-27	27	315	360
3306-28	28	325	380
3306-29	29	335	460
3306-30	30	345	500
3306-31	31	355	530
3306-32	32	365	560
3306-33	33	380	700
3306-34	34	380	700
3306-35	35	410	820
3306-36	36	410	820
3306-37	37	420	880
3306-38	38	430	940
3306-39	39	440	990
3306-40	40	450	1060
3306-41	41	460	1120
3306-42	42	460	1120
3306-43	43	460	1120
3306-44	44	470	1220
3306-45	45	480	1380
3306-46	46	500	1660
3306-47	47	520	1840
3306-48	48	540	2080
3306-49	49	540	2080
3306-50	50	540	2080
3306-51	51	540	2080
3306-52	52	540	2080
3306-53	53	560	2580
3306-54	54	560	2580
3306-55	55	560	2580
3306-56	56	560	2580
3306-57	57	560	2580
3306-58	58	595	3100
3306-59	59	595	3100
3306-60	60	595	3100
3306-61	61	595	3100

Code	Size MM	Length MM	g
3306-62	62	595	3300
3306-63	63	595	3300
3306-64	64	595	3300
3306-65	65	595	3400
3306-66	66	610	3500
3306-67	67	610	3615
3306-68	68	610	3730
3306-69	69	630	4000
3306-70	70	630	4200
3306-71	71	630	4200
3306-72	72	630	4200
3306-73	73	630	4200
3306-74	74	630	4200
3306-75	75	630	4200
3306-76	76	630	4200
3306-77	77	630	4200
3306-78	78	650	4800
3306-79	79	650	4800
3306-80	80	660	5400
3306-81	81	660	5400
3306-82	82	660	5400
3306-83	83	660	5400
3306-84	84	660	5400
3306-85	85	660	5200
3306-86	86	660	5200
3306-87	87	660	5200
3306-88	88	690	6000
3306-89	89	690	6000
3306-90	90	720	7100
3306-91	91	720	7100
3306-92	92	720	7100
3306-93	93	720	7100
3306-94	94	720	7100
3306-95	95	720	6800
3306-96	96	720	6800
3306-97	97	720	6800
3306-98	98	780	7400
3306-99	99	780	8000
3306-100	100	780	8400
3306-102	102	780	8400
3306-105	105	780	8100
3306-108	108	780	8100
3306-110	110	840	9800
3306-112	112	840	9800
3306-115	115	840	9500
3306-118	118	840	9500
3306-120	120	900	12100
3306-125	125	900	11800
3306-128	128	900	12140
3306-130	130	900	12480
3306-135	135	1050	12820
3306-140	140	1050	13160
3306-145	145	1050	13500
3306-150	150	1050	13840
3306-155	155	1050	14180
3306-160	160	1050	14520
3306-165	165	1050	14860
3306-170	170	1050	15200
3306-175	175	1050	15540

Wrench



Combination Wrench - Din 3113

Imperial

Code	Size Inch	Length MM	g
3306-202	1/4"	105	17
3306-204	5/16"	125	26
3306-206	3/8"	145	36
3306-208	7/16"	155	44
3306-210	1/2"	175	63
3306-212	9/16"	185	78
3306-214	5/8"	205	106
3306-216	11/16"	215	132
3306-218	3/4"	235	154
3306-220	13/16"	255	200
3306-222	7/8"	265	220
3306-224	15/16"	285	280
3306-226	1"	295	300
3306-228	1-1/16"	315	360
3306-230	1-1/8"	335	460
3306-232	1-3/16"	345	500
3306-234	1-1/4"	365	560
3306-236	1-5/16"	380	721
3306-238	1-3/8"	410	960
3306-240	1-7/16"	410	960
3306-242	1-1/2"	430	1160
3306-244	1-9/16"	430	1160
3306-246	1-5/8"	460	1432
3306-248	1-11/16"	460	1432
3306-250	1-3/4"	500	1968
3306-252	1-13/16"	500	1968
3306-254	1-7/8"	540	2080
3306-256	1-15/16"	540	2080
3306-258	2"	540	2080
3306-260	2-1/16"	560	2200
3306-262	2-1/8"	570	2900
3306-264	2-3/16"	570	2900
3306-266	2-1/4"	570	2900
3306-268	2-5/16"	570	2900
3306-270	2-3/8"	660	3900
3306-272	2-7/16"	660	3900
3306-274	2-1/2"	660	3900
3306-276	2-9/16"	750	4700
3306-278	2-5/8"	750	4700
3306-280	2-11/16"	750	4700
3306-282	2-3/4"	760	5600
3306-284	2-13/16"	760	5600
3306-286	2-7/8"	760	5600
3306-288	2-15/16"	760	5600
3306-290	3"	810	6600

Code	Size Inch	Length MM	g
3306-292	3-1/16"	810	6600
3306-294	3-1/8"	850	8100
3306-296	3-3/16"	850	8100
3306-298	3-1/4"	960	7500
3306-300	3-5/16"	960	7500
3306-302	3-3/8"	660	5200
3306-304	3-7/16"	660	5200
3306-306	3-1/2"	690	6000
3306-308	3-9/16"	720	7100
3306-310	3-5/8"	720	7100
3306-312	3-11/16"	720	7100
3306-314	3-3/4"	720	6800
3306-316	3-13/16"	720	6800
3306-318	3-7/8"	780	7400
3306-320	3-15/16"	780	8400
3306-322	4"	780	8400
3306-324	4-1/16"	780	8400
3306-326	4-1/8"	780	8400
3306-328	4-3/16"	780	8100
3306-330	4-1/4"	780	8100
3306-332	4-5/16"	840	9800
3306-334	4-3/8"	840	9800
3306-336	4-7/16"	840	9800
3306-338	4-1/2"	840	9500
3306-340	4-9/16"	840	9500
3306-342	4-5/8"	840	9500
3306-344	4-11/16"	840	9500
3306-346	4-3/4"	900	12100
3306-348	4-13/16"	900	12100
3306-350	4-7/8"	900	12100
3306-352	4-15/16"	900	11800
3306-354	5"	900	11800
3306-356	5-1/16"	1050	12020
3306-358	5-1/8"	1050	12240
3306-360	5-3/16"	1050	12460
3306-362	5-1/4"	1050	12680
3306-364	5-5/16"	1050	12900
3306-366	5-3/8"	1050	13120
3306-368	5-7/16"	1050	13340
3306-370	5-1/2"	1050	13560
3306-372	5-9/16"	1050	13780
3306-374	5-5/8"	1050	14000
3306-376	5-11/16"	1050	14220
3306-378	5-3/4"	1050	14440
3306-380	5-13/16"	1050	14660
3306-382	5-7/8"	1050	14880
3306-384	5-15/16"	1050	15100
3306-386	6"	1050	15320



Wrench



Double Ring Wrench

Code	Size MM	Length MM	g
3314-0607	6 x 7	165	40
3314-0608	6 x 8	165	40
3314-0809	8 x 9	175	40
3314-0810	8 x 10	185	64
3314-1011	10 x 11	195	86
3314-1012	10 x 12	195	86
3314-1113	11 x 13	195	86
3314-1213	12 x 13	205	98
3314-1214	12 x 14	210	120
3314-1314	13 x 14	210	120
3314-1415	14 x 15	230	134
3314-1417	14 x 17	235	158
3314-1617	16 x 17	240	170
3314-1618	16 x 18	240	170
3314-1719	17 x 19	250	198
3314-1819	18 x 19	250	198
3314-1921	19 x 21	270	245
3314-1922	19 x 22	270	245
3314-1924	19 x 24	320	300
3314-2022	20 x 22	270	245
3314-2122	21 x 22	270	245
3314-2123	21 x 23	290	278

Metric

Din - 838

Code	Size MM	Length MM	g
3314-2224	22 x 24	320	375
3314-2326	23 x 26	360	430
3314-2426	24 x 26	360	430
3314-2427	24 x 27	360	430
3314-2430	24 x 30	360	430
3314-2528	25 x 28	372	630
3314-2729	27 x 29	373	631
3314-2730	27 x 30	350	500
3314-3032	30 x 32	392	695
3314-3234	32 x 34	392	695
3314-3236	32 x 36	405	1000
3314-3436	34 x 36	405	1000
3314-3842	38 x 42	405	1000
3314-3641	36 x 41	458	1350
3314-4146	41 x 46	491	1700
3314-4650	46 x 50	534	2350
3314-5055	50 x 55	550	2700
3314-5560	55 x 60	575	3000
3314-6065	60 x 65	600	3600
3314-6570	65 x 70	625	3900
3314-7075	70 x 75	650	4300
3314-7580	75 x 80	675	4800

Code	Size Inch	Length MM	g
3314-402	3/16" x 1/4"	165	40
3314-404	1/4" x 5/16"	165	40
3314-406	5/16" x 11/32"	170	50
3314-408	5/16" x 3/8"	185	64
3314-410	3/8" x 13/32"	185	64
3314-412	3/8" x 7/16"	195	86
3314-414	3/8" x 1/2"	200	95
3314-416	7/16" x 1/2"	205	98
3314-418	1/2" x 9/16"	210	120
3314-420	9/16" x 5/8"	235	158
3314-422	5/8" x 11/16"	235	158
3314-424	19/32" x 11/16"	240	170
3314-426	5/8" x 3/4"	240	175
3314-428	11/16" x 3/4"	250	198
3314-430	11/16" x 25/32"	250	200
3314-432	11/16" x 13/16"	250	200
3314-434	3/4" x 15/16"	250	200
3314-436	3/4" x 25/32"	250	200
3314-438	3/4" x 13/16"	260	230
3314-440	3/4" x 7/8"	270	245
3314-442	25/32" x 13/16"	270	245
3314-444	13/16" x 7/8"	270	245
3314-446	13/16" x 15/16"	270	245
3314-448	7/8" x 15/16"	270	245
3314-450	15/16" x 1"	360	430

Imperial


Code	Size Inch	Length MM	g
3314-452	15/16" x 1-1/16"	360	430
3314-454	1" x 1-1/16"	360	430
3314-456	1" x 1-1/8"	360	430
3314-458	1-1/16" x 1-1/4"	360	430
3314-460	1-1/16" x 1-1/8"	360	430
3314-462	1-1/8" x 1-3/16"	370	430
3314-464	1-3/16" x 1-1/4"	370	430
3314-466	1-3/16" x 1-5/16"	370	430
3314-468	1-1/4" x 1-1/16"	370	430
3314-470	1-5/16" x 1-1/2"	370	430
3314-472	1-1/4" x 1-7/16"	370	430
3314-474	1-3/8" x 1-7/16"	370	430
3314-476	1-3/8" x 1-1/2"	385	610
3314-478	1-11/16" x 1-7/8"	385	610
3314-480	1-7/16" x 1-5/8"	385	610
3314-482	1 3/4" x 2"	385	610
3314-484	1-13/16" x 2"	420	730
3314-486	1-7/8" x 2"	450	830
3314-488	2" x 2-3/16"	455	855
3314-490	2" x 2-3/8"	455	855
3314-492	2-3/16" x 2-3/8"	470	1050
3314-494	2-3/8" x 2-3/4"	470	1050
3314-496	2-3/4" x 3"	575	1350
3314-498	3" x 3-1/8"	695	1575

Wrench




Double Open End Wrench


Metric


Code	Size MM	Length MM	
3303-0607	6 x 7	123	23
3303-0608	6 x 8	123	23
3303-0809	8 x 9	140	32
3303-0810	8 x 10	140	32
3303-1011	10 x 11	156	55
3303-1012	10 x 12	156	55
3303-1113	11 x 13	172	74
3303-1213	12 x 13	172	74
3303-1314	13 x 14	180	108
3303-1415	14 x 15	180	108
3303-1417	14 x 17	204	138
3303-1516	15 x 16	204	138
3303-1617	16 x 17	204	138
3303-1618	16 x 18	204	138
3303-1719	17 x 19	210	155
3303-1819	18 x 19	220	169
3303-1821	18 x 21	237	211
3303-1921	19 x 21	237	211
3303-1922	19 x 22	237	211
3303-2022	20 x 22	237	211
3303-2122	21 x 22	237	211
3303-2123	21 x 23	247	238
3303-2224	22 x 24	247	238
3303-2326	23 x 26	263	316
3303-2426	24 x 26	263	316
3303-2427	24 x 27	263	316

Imperial

Code	Size Inch	Length MM	
3303-402	3/16" x 1/4"	123	23
3303-404	1/4" x 5/16"	123	23
3303-406	5/16" x 11/32"	140	32
3303-408	5/16" x 3/8"	140	32
3303-410	3/8" x 13/32"	156	55
3303-412	3/8" x 7/16"	156	55
3303-414	3/8" x 1/2"	165	65
3303-416	7/16" x 1/2"	172	74
3303-418	1/2" x 9/16"	180	74
3303-420	9/16" x 5/8"	190	109
3303-422	5/8" x 11/16"	205	139
3303-424	19/32" x 11/16"	204	138
3303-426	5/8" x 3/4"	204	138
3303-428	11/16" x 3/4"	210	155
3303-430	11/16" x 25/32"	211	156
3303-432	11/16" x 13/16"	237	211
3303-434	3/4" x 15/16"	237	211
3303-436	3/4" x 25/32"	237	211
3303-438	3/4" x 13/16"	237	211
3303-440	3/4" x 7/8"	237	211
3303-442	25/32" x 13/16"	237	211
3303-444	13/16" x 7/8"	237	211
3303-446	13/16" x 15/16"	237	211
3303-448	7/8" x 15/16"	247	238

Din - 895

Code	Size MM	Length MM	
3303-2528	25 x 28	279	350
3303-2729	27 x 29	298	495
3303-2730	27 x 30	298	495
3303-2732	27 x 32	298	495
3303-3032	30 x 32	298	495
3303-3034	30 x 34	350	600
3303-3036	30 x 36	350	600
3303-3234	32 x 34	350	600
3303-3236	32 x 36	350	612
3303-3436	34 x 36	350	612
3303-3538	35 x 38	380	700
3303-3641	36 x 41	380	700
3303-3842	38 x 42	380	700
3303-4146	41 x 46	415	823
3303-4650	46 x 50	465	960
3303-5052	50 x 52	466	961
3303-5055	50 x 55	460	1800
3303-5060	50 x 60	460	1800
3303-5254	52 x 54	460	1800
3303-5458	54 x 58	460	1800
3303-5560	55 x 60	500	2650
3303-6065	60 x 65	540	2700
3303-6570	65 x 70	580	3450
3303-7075	70 x 75	620	3900
3303-7273	72 x 73	620	3900
3303-7580	75 x 80	660	4620


Code	Size Inch	Length MM	
3303-450	15/16" x 1"	263	216
3303-452	15/16" x 1-1/16"	264	317
3303-454	1" x 1-1/16"	275	340
3303-456	1" x 1-1/8"	279	350
3303-458	1-1/16" x 1-1/4"	280	351
3303-460	1-1/16" x 1-1/8"	281	352
3303-462	1-1/8" x 1-3/16"	298	495
3303-464	1-3/16" x 1-1/4"	298	495
3303-466	1-3/16" x 1-5/16"	298	495
3303-468	1-1/4" x 1-1/16"	280	351
3303-470	1-5/16" x 1-1/2"	350	612
3303-472	1-1/4" x 1-7/16"	350	612
3303-474	1-3/8" x 1-7/16"	350	612
3303-476	1-3/8" x 1-1/2"	350	612
3303-478	1-11/16" x 1-7/8"	385	780
3303-480	1-7/16" x 1-5/8"	385	780
3303-482	1-3/4" x 2"	385	780
3303-484	1-13/16" x 2"	385	780
3303-486	1-7/8" x 2"	385	780
3303-488	2" x 2-3/16"	425	930
3303-490	2" x 2-3/8"	425	980
3303-492	2-3/16" x 2-3/8"	465	1095
3303-494	2-3/8" x 2-3/4"	475	1185

Wrench




Ring Slogging Wrench

Metric

Code	Size mm	Length mm	 g
3310-15	15	130	180
3310-16	16	130	180
3310-17	17	145	200
3310-18	18	145	200
3310-19	19	145	200
3310-20	20	155	200
3310-21	21	155	230
3310-22	22	155	230
3310-23	23	165	220
3310-24	24	165	220
3310-25	25	165	200
3310-26	26	175	300
3310-27	27	175	330
3310-28	28	175	300
3310-29	29	185	400
3310-30	30	185	450
3310-31	31	185	400
3310-32	32	185	440
3310-33	33	185	500
3310-34	34	200	460
3310-35	35	205	550
3310-36	36	205	550
3310-37	37	205	600
3310-38	38	215	620
3310-39	39	215	620
3310-40	40	225	710
3310-41	41	225	710
3310-42	42	225	710
3310-43	43	225	650
3310-44	44	235	880
3310-45	45	235	880
3310-46	46	235	900
3310-47	47	235	800
3310-48	48	250	1080
3310-49	49	250	1000
3310-50	50	250	1200
3310-51	51	250	1000
3310-52	52	250	1000
3310-53	53	265	1300
3310-54	54	265	1300
3310-55	55	265	1360
3310-56	56	265	1250
3310-57	57	265	1200
3310-58	58	274	1650
3310-59	59	274	1600
3310-60	60	274	1500
3310-61	61	274	1450
3310-62	62	274	1450
3310-63	63	298	1950
3310-64	64	298	1900
3310-65	65	298	1900
3310-66	66	298	1950
3310-67	67	320	2400

Din - 7444

Code	Size mm	Length mm	 g
3310-68	68	320	2450
3310-69	69	320	2550
3310-70	70	320	2300
3310-71	71	320	2200
3310-72	72	320	2150
3310-73	73	326	2650
3310-74	74	326	2550
3310-75	75	326	2850
3310-76	76	326	2650
3310-77	77	326	2500
3310-78	78	350	3400
3310-79	79	350	3320
3310-80	80	350	3400
3310-81	81	350	3210
3310-82	82	350	3180
3310-83	83	355	3820
3310-84	84	355	3820
3310-85	85	355	4100
3310-86	86	355	4100
3310-87	87	355	4100
3310-88	88	390	5200
3310-89	89	390	5200
3310-90	90	390	5200
3310-91	91	390	5200
3310-92	92	390	5200
3310-93	93	390	5200
3310-94	94	390	5200
3310-95	95	390	5200
3310-96	96	390	5200
3310-97	97	420	6700
3310-98	98	420	6700
3310-99	99	420	6700
3310-100	100	410	6700
3310-101	101	410	6700
3310-102	102	410	6700
3310-103	103	420	6300
3310-104	104	420	6300
3310-105	105	420	6700
3310-106	106	420	6700
3310-107	107	420	8000
3310-108	108	445	8000
3310-109	109	445	8000
3310-110	110	445	8000
3310-111	111	445	8000
3310-112	112	445	8000
3310-113	113	450	8000
3310-114	114	450	7800
3310-115	115	450	7800
3310-116	116	450	7800
3310-117	117	450	7800
3310-118	118	480	9000
3310-119	119	480	9000
3310-120	120	480	10400

Wrench



Ring Slogging Wrench

Metric

Code	Size mm	Length mm	g
3340-121	121	480	10400
3340-122	122	480	10400
3340-123	123	480	10400
3340-124	124	480	10400
3340-125	125	480	10400
3340-126	126	480	10400
3340-127	127	480	10400
3340-128	128	520	11900
3340-129	129	520	11900
3340-130	130	520	11900
3340-131	131	520	11900
3340-132	132	520	11900
3340-133	133	520	11900
3340-134	134	520	11900
3340-135	135	520	11900
3340-136	136	520	11900
3340-137	137	520	11900
3340-138	138	520	11900
3340-139	139	520	11900
3340-140	140	520	12280
3340-141	141	520	12280
3340-142	142	520	12280
3340-143	143	565	13650
3340-144	144	565	13650
3340-145	145	565	13650
3340-146	146	565	13650
3340-147	147	565	13650
3340-148	148	565	13650
3340-149	149	565	13650
3340-150	150	565	13650
3340-151	151	565	13650
3340-152	152	565	13650
3340-153	153	565	13650
3340-154	154	565	13650
3340-155	155	565	13650
3340-156	156	565	13650
3340-157	157	565	13650
3340-158	158	585	15800
3340-159	159	585	15800
3340-160	160	585	15800
3340-161	161	585	15800
3340-162	162	585	15800
3340-163	163	585	15800
3340-164	164	585	15800
3340-165	165	585	15800
3340-166	166	585	15800
3340-167	167	585	15800
3340-168	168	645	25400
3340-169	169	645	25400
3340-170	170	645	25400
3340-171	171	645	25400

Din - 7444


Code	Size mm	Length mm	g
3310-172	172	645	25400
3310-173	173	645	25400
3310-174	174	645	25400
3310-175	175	645	25400
3310-176	176	645	25400
3310-177	177	645	25400
3310-178	178	685	32700
3310-179	179	685	32700
3310-180	180	685	32700
3310-181	181	685	32700
3310-182	182	685	32700
3310-183	183	685	32700
3310-184	184	685	32700
3310-185	185	685	32700
3310-186	186	685	32700
3310-187	187	685	32700
3310-188	188	685	32700
3310-189	189	685	32700
3310-190	190	685	32700
3310-191	191	685	32700
3310-192	192	685	32700
3310-193	193	710	35500
3310-194	194	710	35500
3310-195	195	710	35500
3310-196	196	710	35500
3310-197	197	710	35500
3310-198	198	710	35500
3310-198	199	710	35500
3310-200	200	710	35500



Wrench




Ring Slogging Wrench

Code	Size Inch	Length mm	
3310-214	5/8"	135	210
3310-216	11/16"	135	210
3310-218	3/4"	165	230
3310-220	13/16"	165	230
3310-222	7/8"	165	230
3310-224	15/16"	165	220
3310-226	1"	175	330
3310-228	1-1/16"	180	350
3310-230	1-1/8"	185	450
3310-232	1-3/16"	190	465
3310-234	1-1/4"	190	465
3310-236	1-5/16"	190	465
3310-238	1-3/8"	210	570
3310-240	1-7/16"	210	570
3310-242	1-1/2"	210	570
3310-244	1-9/16"	230	760
3310-246	1-5/8"	230	760
3310-248	1-11/16"	230	760
3310-250	1-3/4"	242	900
3310-252	1-13/16"	242	950
3310-254	1-7/8"	242	960
3310-256	1-15/16"	254	1120
3310-258	2"	254	1200
3310-260	2 1/16"	254	1250
3310-262	2-1/8"	265	1360
3310-264	2-3/16"	268	1560
3310-266	2-1/4"	268	1560
3310-268	2-5/16"	283	1625
3310-270	2-3/8"	283	1625
3310-272	2-7/16"	283	1625
3310-274	2-1/2"	300	2060
3310-276	2-9/16"	300	2060
3310-278	2-5/8"	300	2060
3310-280	2-11/16"	300	2060
3310-282	2-3/4"	325	3000
3310-284	2-13/16"	325	3000
3310-286	2-7/8"	325	3000
3310-288	2-15/16"	325	2940
3310-290	3"	326	2950
3310-292	3-1/16"	358	3400
3310-294	3-1/8"	358	3400
3310-296	3-3/16"	358	3700
3310-298	3-1/4"	358	4000
3310-300	3-5/16"	358	4000

Imperial

Din - 7444

Code	Size Inch	Length mm	
3310-302	3-3/8"	358	4000
3310-304	3-7/16"	390	5200
3310-306	3-1/2"	390	5200
3310-308	3-9/16"	388	5400
3310-310	3-5/8"	388	5400
3310-312	3-11/16"	388	5400
3310-314	3-3/4"	388	5400
3310-316	3-13/16"	388	5400
3310-318	3-7/8"	388	5400
3310-320	3-15/16"	420	6530
3310-322	4"	420	6530
3310-324	4-1/16"	420	6530
3310-326	4-1/8"	420	6530
3310-328	4-3/16"	450	8600
3310-330	4-1/4"	450	8600
3310-332	4-5/16"	450	8600
3310-334	4-3/8"	450	8600
3310-336	4-7/16"	450	8600
3310-338	4-1/2"	450	8600
3310-340	4-9/16"	450	8600
3310-342	4-5/8"	450	8600
3310-344	4-11/16"	480	10400
3310-346	4-3/4"	480	10400
3310-348	4-13/16"	480	10400
3310-350	4-7/8"	480	10400
3310-352	4-15/16"	480	12000
3310-354	5"	480	12000
3310-356	5-1/16"	510	11900
3310-358	5-1/8"	510	12900
3310-360	5-3/16"	510	13100
3310-362	5-1/4"	520	13400
3310-364	5-5/16"	520	13400
3310-366	5-3/8"	520	13400
3310-368	5-7/16"	520	13400
3310-370	5-1/2"	520	13400
3310-372	5-9/16"	520	13400
3310-374	5-5/8"	520	13400
3310-376	5-11/16"	520	13400
3310-378	5-3/4"	520	13400
3310-380	5-13/16"	565	13650
3310-382	5-7/8"	565	13650
3310-384	5-15/16"	565	13650
3310-386	6"	565	13650




Wrench




Open Slogging Wrench

Metric

Code	Size mm	Length mm	 g
3304-17	17	125	160
3304-18	18	125	160
3304-19	19	125	160
3304-20	20	125	160
3304-21	21	135	180
3304-22	22	135	190
3304-23	23	150	200
3304-24	24	150	200
3304-25	25	150	200
3304-26	26	175	390
3304-27	27	175	390
3304-28	28	175	390
3304-29	29	190	500
3304-30	30	190	500
3304-31	31	190	500
3304-32	32	190	540
3304-33	33	190	540
3304-34	34	200	680
3304-35	35	210	700
3304-36	36	210	700
3304-37	37	210	700
3304-38	38	220	820
3304-39	39	230	900
3304-40	40	230	900
3304-41	41	230	900
3304-42	42	230	900
3304-43	43	230	900
3304-44	44	250	1200
3304-45	45	250	1200
3304-46	46	250	1200
3304-47	47	250	1200
3304-48	48	275	1400
3304-49	49	275	1400
3304-50	50	275	1400
3304-51	51	275	1400
3304-52	52	275	1400
3304-53	53	305	1800
3304-54	54	305	1800
3304-55	55	305	1800
3304-56	56	305	1800
3304-57	57	305	1800
3304-58	58	315	2110
3304-59	59	315	2110
3304-60	60	315	2110
3304-61	61	315	2110
3304-62	62	315	2110
3304-63	63	335	2850
3304-64	64	335	2850
3304-65	65	335	2850
3304-66	66	335	2850
3304-67	67	335	2850
3304-68	68	370	3550
3304-69	69	370	3550

Din - 133

Code	Size mm	Length mm	 g
3304-70	70	370	3550
3304-71	71	370	3550
3304-72	72	370	3550
3304-73	73	375	4000
3304-74	74	375	4000
3304-75	75	375	4000
3304-76	76	375	4000
3304-77	77	375	4000
3304-78	78	400	5500
3304-79	79	400	5500
3304-80	80	400	5500
3304-81	81	400	5500
3304-82	82	400	5500
3304-83	83	400	5500
3304-84	84	400	5500
3304-85	85	400	5200
3304-86	86	400	5200
3304-87	87	400	5200
3304-88	88	445	7000
3304-89	89	445	7000
3304-90	90	445	7000
3304-91	91	445	7000
3304-92	92	445	7000
3304-93	93	445	7000
3304-94	94	445	7000
3304-95	95	445	7000
3304-96	96	445	7000
3304-97	97	485	10500
3304-98	98	485	10500
3304-99	99	485	10500
3304-100	100	485	10500
3304-101	101	485	10500
3304-102	102	485	10500
3304-103	103	485	10500
3304-104	104	485	10500
3304-105	105	485	10500
3304-106	106	485	10500
3304-107	107	485	10500
3304-108	108	512	13200
3304-109	109	512	13200
3304-110	110	512	13200
3304-111	111	512	13200
3304-112	112	512	13200
3304-113	113	512	13200
3304-114	114	512	13200
3304-115	115	512	13200
3304-116	116	512	13200
3304-117	117	512	13200
3304-118	118	530	16000
3304-119	119	530	16000
3304-120	120	530	16000
3304-121	121	530	16000
3304-122	122	530	16000

Wrench



Open Slogging Wrench

Metric

Code	Size mm	Length mm	g
3304-123	123	530	16000
3304-124	124	530	16000
3304-125	125	530	16000
3304-126	126	530	16000
3304-127	127	530	16000
3304-128	128	560	18000
3304-129	129	560	18000
3304-130	130	560	18000
3304-131	131	560	18000
3304-132	132	560	18000
3304-133	133	560	18000
3304-134	134	560	18000
3304-135	135	560	18000
3304-136	136	560	18000
3304-137	137	560	18000
3304-138	138	630	24000
3304-139	139	630	24000
3304-140	140	630	24000
3304-141	141	630	24000
3304-142	142	630	24000
3304-143	143	630	24000
3304-144	144	630	24000
3304-145	145	630	24000
3304-146	146	630	24000
3304-147	147	630	24000
3304-148	148	630	24000
3304-149	149	630	24000
3304-150	150	630	23800
3304-151	151	630	23800
3304-152	152	630	23800
3304-153	153	645	23800
3304-154	154	645	23800
3304-155	155	645	27400
3304-156	156	645	27400
3304-157	157	645	27400
3304-158	158	645	27400
3304-159	159	645	27400
3304-160	160	645	25500
3304-161	161	645	25500
3304-162	162	645	25500
3304-163	163	705	25500
3304-164	164	705	25500
3304-165	165	705	35000
3304-166	166	705	35000
3304-167	167	705	35000
3304-168	168	705	35000
3304-169	169	705	35000
3304-170	170	705	39000
3304-171	171	705	39000
3304-172	172	705	39000
3304-173	173	720	39000

Din - 133

Code	Size mm	Length mm	g
3304-174	174	720	39000
3304-175	175	720	39750
3304-176	176	720	39750
3304-177	177	720	39750
3304-178	178	720	39750
3304-179	179	720	39750
3304-180	180	720	42000
3304-181	181	720	42000
3304-182	182	720	42000
3304-183	183	755	42000
3304-184	184	755	42000
3304-185	185	755	43000
3304-186	186	755	43000
3304-187	187	755	43000
3304-188	188	755	43000
3304-189	189	755	43000
3304-190	190	755	43750
3304-191	191	755	43750
3304-192	192	755	43750
3304-193	192	770	43750
3304-194	194	770	43750
3304-195	195	770	44000
3304-196	196	770	44000
3304-197	197	770	44000
3304-198	198	770	44000
3304-199	199	770	44000
3304-200	200	770	44000




Wrench




Open Slogging Wrench

Imperial

Code	Size Inch	Length mm	
3304-214	5/8"	120	160
3304-216	11/16"	120	160
3304-218	3/4"	135	190
3304-220	13/16"	135	190
3304-222	7/8"	135	190
3304-224	15/16"	150	230
3304-226	1"	175	390
3304-228	1-1/16"	190	500
3304-230	1-1/8"	190	500
3304-232	1-3/16"	190	520
3304-234	1-1/4"	190	540
3304-236	1-5/16"	190	580
3304-238	1-3/8"	215	690
3304-240	1-7/16"	210	700
3304-242	1-1/2"	220	820
3304-244	1-9/16"	235	890
3304-246	1-5/8"	230	900
3304-248	1-11/16"	235	930
3304-250	1-3/4"	250	1200
3304-252	1-13/16"	255	1200
3304-254	1-7/8"	255	1200
3304-256	1-15/16"	275	1350
3304-258	2"	275	1400
3304-260	2-1/16"	275	1675
3304-262	2-1/8"	305	1800
3304-264	2-3/16"	305	1900
3304-266	2-1/4"	305	1900
3304-268	2-5/16"	320	2500
3304-270	2-3/8"	315	2110
3304-272	2-7/16"	320	2500
3304-274	2-1/2"	335	2850
3304-276	2-9/16"	342	3460
3304-278	2-5/8"	342	3460
3304-280	2-11/16"	355	3500
3304-282	2-3/4"	370	3550
3304-284	2-13/16"	375	4450
3304-286	2-7/8"	375	4450
3304-288	2-15/16"	375	4050
3304-290	3"	375	4000
3304-292	3-1/16"	400	4500
3304-294	3-1/8"	400	5500
3304-296	3-3/16"	400	5500
3304-298	3-1/4"	408	6000
3304-300	3-5/16"	408	6000

Din - 133

Code	Size Inch	Length mm	
3304-302	3-3/8"	408	6650
3304-304	3-7/16"	420	5800
3304-306	3-1/2"	445	7000
3304-308	3-9/16"	445	7000
3304-310	3-5/8"	445	7800
3304-312	3-11/16"	445	7800
3304-314	3-3/4"	445	7800
3304-316	3-13/16"	465	8600
3304-318	3-7/8"	485	11500
3304-320	3-15/16"	485	10500
3304-322	4"	485	11500
3304-324	4-1/16"	485	10500
3304-326	4-1/8"	485	11500
3304-328	4-3/16"	485	11500
3304-330	4-1/4"	510	13500
3304-332	4-5/16"	512	13200
3304-334	4-3/8"	512	13200
3304-336	4-7/16"	512	13200
3304-338	4-1/2"	510	13500
3304-340	4-9/16"	510	13500
3304-342	4-5/8"	510	13500
3304-344	4-11/16"	530	16000
3304-346	4-3/4"	530	16000
3304-348	4-13/16"	530	16000
3304-350	4-7/8"	545	16000
3304-352	4-15/16"	545	16000
3304-354	5"	545	16000
3304-356	5-1/16"	545	16000
3304-358	5-1/8"	560	18000
3304-360	5-3/16"	560	18000
3304-362	5-1/4"	560	18000
3304-364	5-5/16"	575	19000
3304-366	5-3/8"	575	19000
3304-368	5-7/16"	575	19000
3304-370	5-1/2"	575	19000
3304-372	5-9/16"	630	24000
3304-374	5-5/8"	630	24000
3304-376	5-11/16"	640	27100
3304-378	5-3/4"	640	27100
3304-380	5-13/16"	640	27100
3304-382	5-7/8"	640	27100
3304-384	5-15/16"	640	27300
3304-386	6"	640	27300

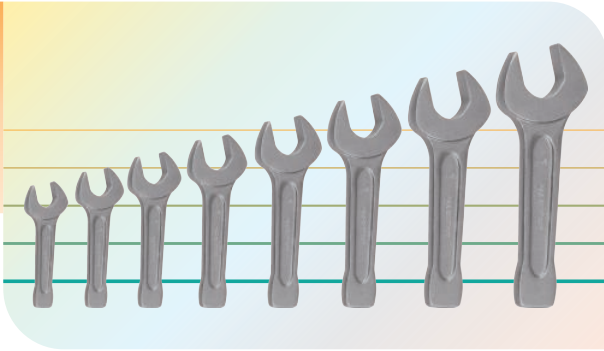


Wrench



Open Slugging Wrench Set


Metric



Code	Size mm
3304-S08	22, 24, 27, 32, 36, 41, 46, 50
3304-S10	22, 24, 27, 32, 36, 41, 46, 50, 55, 60
3304-S18	22, 24, 27, 32, 36, 41, 46, 50, 55, 60, 65, 70, 75, 80, 85, 90, 95, 100

Ring Slugging Wrench Set

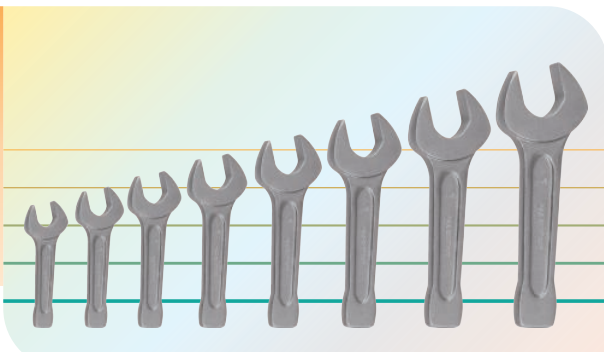
Metric



Code	Size mm
3310-S8	22, 24, 27, 32, 36, 41, 46, 50
3310-S10	22, 24, 27, 32, 36, 41, 46, 50, 55, 60
3310-S18	22, 24, 27, 32, 36, 41, 46, 50, 55, 60, 65, 70, 75, 80, 85, 90, 95, 100

Open Slugging Wrench Set

Imperial



Code	Size Inch
3304-AF08	7/8", 15/16", 1-1/16", 1-1/4", 1-7/16", 1-5/8", 1-13/16", 2"
3304-AF12	7/8", 15/16", 1-1/16", 1-1/4", 1-7/16", 1-5/8", 1-13/16", 2", 2-3/16", 2-3/8"
3304-AF18	7/8", 15/16", 1-1/16", 1-1/4", 1-7/16", 1-5/8", 1-13/16", 2", 2-3/16", 2-3/8", 2-9/16", 2-3/4", 2-15/16", 3-1/8", 3-3/8", 3-9/16", 3-3/4", 3-15/16"

Ring Slugging Wrench Set

Imperial




Code	Size Inch
3304-AF08	7/8", 15/16", 1-1/16", 1-1/4", 1-7/16", 1-5/8", 1-13/16", 2"
3304-AF12	7/8", 15/16", 1-1/16", 1-1/4", 1-7/16", 1-5/8", 1-13/16", 2", 2-3/16", 2-3/8"
3304-AF18	7/8", 15/16", 1-1/16", 1-1/4", 1-7/16", 1-5/8", 1-13/16", 2", 2-3/16", 2-3/8", 2-9/16", 2-3/4", 2-15/16", 3-1/8", 3-3/8", 3-9/16", 3-3/4", 3-15/16"

Wrench




Single Open Wrench

Metric

Code	Size mm	Length mm	 g
3302-14	14	140	90
3302-15	15	140	90
3302-16	16	160	100
3302-17	17	160	100
3302-18	18	170	120
3302-19	19	170	120
3302-20	20	170	120
3302-21	21	195	160
3302-22	22	195	160
3302-23	23	220	180
3302-24	24	220	180
3302-25	25	220	180
3302-26	26	240	270
3302-27	27	240	270
3302-28	28	240	270
3302-29	29	260	300
3302-30	30	260	300
3302-31	31	260	300
3302-32	32	275	380
3302-33	33	275	380
3302-34	34	290	470
3302-35	35	310	500
3302-36	36	310	500
3302-37	37	310	500
3302-38	38	310	500
3302-39	39	345	580
3302-40	40	345	580
3302-41	41	345	580
3302-42	42	345	580
3302-43	43	345	580
3302-44	44	375	900
3302-45	45	375	900
3302-46	46	375	900
3302-47	47	375	900
3302-48	48	410	1150
3302-49	49	410	1150
3302-50	50	410	1150
3302-51	51	410	1150
3302-52	52	410	1150
3302-53	53	450	1360
3302-54	54	450	1360
3302-55	55	450	1360
3302-56	56	450	1360
3302-57	57	450	1360
3302-58	58	490	2000
3302-59	59	490	2000
3302-60	60	490	2000
3302-61	61	490	2000
3302-62	62	490	2000
3302-63	63	530	2800
3302-64	64	530	2800
3302-65	65	530	2800
3302-66	66	530	2800

Din - 894


Code	Size mm	Length mm	 g
3302-67	67	530	2800
3302-68	68	570	3050
3302-69	69	570	3050
3302-70	70	570	3050
3302-71	71	570	3050
3302-72	72	570	3050
3302-73	73	610	3500
3302-74	74	610	3500
3302-75	75	610	3500
3302-76	76	610	3500
3302-77	77	610	3500
3302-78	78	645	4600
3302-79	79	645	4600
3302-80	80	645	4600
3302-81	81	645	4600
3302-82	82	645	4600
3302-83	83	690	5200
3302-84	84	690	5200
3302-85	85	690	5200
3302-86	86	690	5200
3302-87	87	690	5200
3302-88	88	850	6100
3302-89	89	850	6100
3302-90	90	850	6100
3302-91	91	850	6100
3302-92	92	850	6100
3302-93	93	850	6100
3302-94	94	850	6100
3302-95	95	850	6100
3302-96	96	850	6100
3302-97	97	850	6100
3302-98	98	1000	7700
3302-99	99	1000	7700
3302-100	100	1000	7700
3302-101	101	1000	7700
3302-102	102	1000	7700
3302-103	103	1000	7700
3302-104	104	1000	7700
3302-105	105	1000	7700
3302-106	106	1000	7700
3302-107	107	1000	7700
3302-108	108	1000	9000
3302-109	109	1000	9000
3302-110	110	1000	9000
3302-111	111	1000	9000
3302-112	112	1000	9000
3302-113	113	1000	9000
3302-114	114	1000	9000
3302-115	115	1000	9000
3302-116	116	1000	9000
3302-117	117	1000	9000
3302-118	118	1000	9500
3302-119	119	1000	9500

* More 6 Size Available from 120 to 125

Wrench




Offset Ring Slogging Wrench

Code Size mm Length mm 

3318-17	17	220	900
3318-18	18	220	900
3318-19	19	220	900
3318-20	20	220	900
3318-21	21	240	900
3318-22	22	240	900
3318-23	23	240	900
3318-24	24	240	900
3318-25	25	270	1200
3318-26	26	270	1200
3318-27	27	270	1200
3318-28	28	280	1400
3318-29	29	280	1400
3318-30	30	280	1400
3318-31	31	290	1600
3318-32	32	290	1600
3318-33	33	290	1600
3318-34	34	300	1800
3318-35	35	300	1800
3318-36	36	300	1800
3318-37	37	300	1800
3318-38	38	300	1700
3318-39	39	320	2000
3318-40	40	320	2000
3318-41	41	320	2000
3318-42	42	320	2000
3318-43	43	320	2000
3318-44	44	340	2600
3318-45	45	340	2600
3318-46	46	340	2600
3318-47	47	340	2600
3318-48	48	350	3000
3318-49	49	350	3000
3318-50	50	350	3000
3318-51	51	350	3000
3318-52	52	350	3000
3318-53	53	360	3900
3318-54	54	360	3900
3318-55	55	360	3900
3318-56	56	360	3900
3318-57	57	360	3900
3318-58	58	375	4100
3318-59	59	375	4100
3318-60	60	375	4100
3318-61	61	375	4100
3318-62	62	375	4100
3318-63	63	390	4200
3318-64	64	390	4200
3318-65	65	390	4200
3318-66	66	390	4200
3318-67	67	390	4200
3318-68	68	400	5100
3318-69	69	400	5100

Metric

American Type

Code Size mm Length mm 


3318-70	70	400	5100
3318-71	71	400	5100
3318-72	72	400	5100
3318-73	73	420	5500
3318-74	74	420	5500
3318-75	75	420	5500
3318-76	76	420	5500
3318-77	77	420	5500
3318-78	78	440	6900
3318-79	79	440	6900
3318-80	80	440	6900
3318-81	81	440	6900
3318-82	82	440	6900
3318-83	83	440	6900
3318-84	84	440	6900
3318-85	85	440	7330
3318-86	86	440	7330
3318-87	87	440	7330
3318-88	88	480	8800
3318-89	89	480	8800
3318-90	90	480	8800
3318-91	91	480	8800
3318-92	92	480	8800
3318-93	93	480	8800
3318-94	94	480	8800
3318-95	95	480	8800
3318-96	96	480	8800
3318-97	97	480	8800
3318-98	98	515	10900
3318-99	99	515	10900
3318-100	100	515	10900
3318-101	101	515	10900
3318-102	102	515	10900
3318-103	103	515	10900
3318-104	104	515	10900
3318-105	105	515	10900
3318-106	106	515	10900
3318-107	107	515	10900
3318-108	108	550	12100
3318-109	109	550	12100
3318-110	110	550	12100
3318-111	111	550	12100
3318-112	112	550	12100
3318-113	113	550	12100
3318-114	114	550	12100
3318-115	115	550	12100
3318-116	116	550	12100
3318-117	117	550	12100
3318-118	118	585	15200
3318-119	119	585	15200
3318-120	120	585	15200
3318-121	121	585	15200
3318-122	122	585	15200

Wrench



Offset Ring Slogging Wrench


Metric

Code	Size mm	Length mm	
3318-123	123	585	15100
3318-124	124	585	15100
3318-125	125	585	15100
3318-126	126	585	15100
3318-127	127	585	15100
3318-128	128	620	17800
3318-129	129	620	17800
3318-130	130	620	17800
3318-131	131	620	17800
3318-132	132	620	17800
3318-133	133	620	17800
3318-134	134	620	17800
3318-135	135	620	17800
3318-136	136	620	17800
3318-137	137	620	17800
3318-138	138	650	21500
3318-139	139	650	21500

Imperial

3318-216	3/4"	220	800
3318-218	13/16"	220	800
3318-222	7/8"	240	900
3318-224	15/16"	240	900
3318-226	1"	240	900
3318-228	1-1/16"	270	1200
3318-230	1-1/8"	270	1200
3318-232	1-3/16"	280	1400
3318-234	1-1/4"	290	1600
3318-236	1-5/16"	290	1600
3318-238	1-3/8"	290	1600
3318-240	1-7/16"	300	1800
3318-242	1-1/2"	300	1700
3318-244	1-9/16"	300	1700
3318-246	1-5/8"	300	1700
3318-248	1-11/16"	320	2000
3318-250	1-3/4"	320	2000
3318-252	1-13/16"	340	2600
3318-254	1-7/8"	340	2600
3318-256	1-15/16"	350	3000
3318-258	2"	350	3000
3318-260	2-1/16"	350	3000
3318-262	2-1/8"	350	3000
3318-264	2-3/16"	360	3900
3318-266	2-1/4"	360	3900
3318-268	2-5/16"	360	3900
3318-270	2-3/8"	375	4100
3318-272	2-7/16"	375	4100
3318-274	2-1/2"	375	4100
3318-276	2-9/16"	390	4200
3318-278	2-5/8"	390	4200
3318-280	2-11/16"	400	5100
3318-282	2-3/4"	400	5100
3318-284	2-13/16"	400	5100
3318-286	2-7/8"	400	5100
3318-288	2-15/16"	420	5500
3318-290	3"	420	5500
3318-292	3-1/16"	420	5500

American Type

Code	Size mm	Length mm	
3318-140	140	650	21500
3318-141	141	650	21500
3318-142	142	650	21500
3318-143	143	650	21500
3318-144	144	650	21500
3318-145	145	650	21500
3318-146	146	650	21500
3318-147	147	650	21500
3318-148	148	680	28450
3318-149	149	680	28450
3318-150	150	680	28450
3318-151	151	680	28450
3318-152	152	680	28450
3318-153	153	680	28450
3318-154	154	680	28450
3318-155	155	680	28450

3318-294	3-1/8"	440	6900
3318-296	3-3/16"	440	6900
3318-298	3-1/4"	440	6900
3318-300	3-5/16"	460	7330
3318-302	3-3/8"	460	7330
3318-304	3-7/16"	460	7330
3318-306	3-1/2"	480	8800
3318-308	3-9/16"	480	8800
3318-310	3-5/8"	480	8800
3318-312	3-11/16"	480	8800
3318-314	3-3/4"	480	8800
3318-316	3-13/16"	480	8800
3318-318	3-7/8"	515	10900
3318-320	3-15/16"	515	10900
3318-322	4"	515	10900
3318-324	4-1/16"	515	10900
3318-326	4-1/8"	515	10900
3318-328	4-3/16"	515	10900
3318-330	4-1/4"	550	12100
3318-332	4-5/16"	550	12100
3318-334	4-3/8"	550	12100
3318-336	4-7/16"	550	12100
3318-338	4-1/2"	550	12100
3318-340	4-9/16"	550	12100
3318-342	4-5/8"	550	12100
3318-344	4-11/16"	585	15200
3318-346	4-3/4"	585	15200
3318-348	4-13/16"	585	15200
3318-350	4-7/8"	585	15200
3318-352	4-15/16"	585	15200
3318-354	5"	585	15200
3318-356	5-1/16"	620	17800
3318-358	5-1/8"	620	17800
3318-360	5-3/16"	620	17800
3318-362	5-1/4"	620	17800
3318-364	5-5/16"	620	17800
3318-366	5-3/8"	620	17800

* More 24 Size Available from 5-5/16"

Wrench



Ring Podger Wrench

M
e
t
r
i
c

Code	Size mm	Length mm	g
3312-17	17	310	190
3312-18	18	320	210
3312-19	19	330	215
3312-20	20	340	230
3312-21	21	340	160
3312-22	22	350	275
3312-23	23	360	290
3312-24	24	370	340
3312-25	25	390	350
3312-26	26	390	425
3312-27	27	400	425
3312-28	28	410	425
3312-29	29	420	560
3312-30	30	430	600
3312-31	31	430	580
3312-32	32	430	580
3312-33	33	430	580
3312-34	34	430	580
3312-35	35	450	775
3312-36	36	460	825
3312-37	37	460	825
3312-38	38	460	825
3312-39	39	470	975
3312-40	40	470	975
3312-41	41	490	1070

Code	Size mm	Length mm	g
3312-42	42	490	1070
3312-43	43	500	1230
3312-44	44	510	1310
3312-45	45	510	1425
3312-46	46	520	1450
3312-47	47	520	1450
3312-48	48	520	1450
3312-49	49	530	1675
3312-50	50	540	1780
3312-51	51	540	1700
3312-52	52	550	1950
3312-54	54	550	1950
3312-55	55	560	2100
3312-56	56	560	2100
3312-57	57	580	2300
3312-58	58	600	2400
3312-60	60	610	2500
3312-65	65	630	2700
3312-70	70	650	3200
3312-75	75	670	3460
3312-80	80	690	4000
3312-85	85	690	3850
3312-90	90	710	5000
3312-95	95	720	5500
3312-100	100	730	5800

Code	Size Inch	Length mm	g
3312-214	5/8"	300	180
3312-216	11/16"	310	190
3312-218	3/4"	330	215
3312-220	13/16"	330	260
3312-222	7/8"	350	275
3312-224	15/16"	360	320
3312-226	1"	370	340
3312-228	1-1/16"	400	425
3312-230	1-1/8"	410	550
3312-232	1-3/16"	430	600
3312-234	1-1/4"	430	580
3312-236	1-5/16"	430	580

Code	Size Inch	Length mm	g
3312-238	1-3/8"	440	800
3312-240	1-7/16"	460	825
3312-242	1-1/2"	460	825
3312-244	1-9/16"	480	975
3312-246	1-5/8"	490	1070
3312-248	1-11/16"	490	1070
3312-250	1-3/4"	510	1330
3312-252	1-13/16"	520	1450
3312-254	1-7/8"	520	1450
3312-256	1-15/16"	530	1780
3312-258	2"	540	1780



Wrench



Ring Wrench (Ext.)



Metric

Code	Size mm	Length mm	g
3316-22	22	180	450
3316-23	23	180	450
3316-24	24	180	450
3316-26	26	180	450
3316-27	27	190	550
3316-28	28	190	550
3316-30	30	200	550
3316-32	32	235	750
3316-34	34	245	850
3316-36	36	245	850
3316-38	38	265	1000
3316-41	41	265	1000
3316-42	42	280	1400
3316-44	44	280	1400
3316-46	46	280	1400
3316-48	48	290	1600
3316-50	50	290	1750
3316-52	52	300	1750
3316-55	55	300	1750
3316-56	56	300	1750
3316-60	60	345	2800
3316-65	65	355	3200
3316-70	70	365	3700
3316-75	75	375	4100
3316-80	80	385	4900
3316-85	85	395	5700
3316-90	90	405	6500
3316-95	95	415	7300
3316-100	100	425	8100
3316-105	105	435	8900

Ring Wrench Bent




Din - 894

Metric

Code	Size mm	Length mm	g
3307-10	10	119	55
3307-12	12	151	82
3307-13	13	151	82
3307-14	14	151	90
3307-16	16	174	150
3307-17	17	174	150
3307-18	18	204	215
3307-19	19	207	215
3307-20	20	207	215
3307-21	21	207	215
3307-22	22	207	215
3307-24	24	250	330
3307-27	27	250	330
3307-30	30	295	520
3307-32	32	295	550
3307-34	34	295	600
3307-36	36	307	600
3307-38	38	307	600
3307-40	40	307	600
3307-41	41	340	780
3307-42	42	340	780
3307-44	44	340	780
3307-46	46	370	1050
3307-48	48	400	1580
3307-50	50	400	1580
3307-52	52	430	2130
3307-55	55	430	2130
3307-60	60	450	2430
3307-65	65	470	2520
3307-70	70	490	3480
3307-75	75	510	3800
3307-80	80	530	4200

Extention for Ring Wrench




Code	Size mm	Length mm	g
3316-1008	60	860	2880
	65	860	2880
	70	860	2880
	75	860	2880
	80	860	2880


Code	Size mm	Length mm	g
3316-1002	24	460	775
	27	460	775
	30	460	775
3316-1004	32	610	1130
	36	610	1130
	41	610	1130
3316-1006	46	760	1875
	50	760	1875
	55	760	1875


Wrench



Open Podger Wrench




Code Size mm Length mm 


Code	Size mm	Length mm	
3305-17	17	320	205
3305-19	19	350	300
3305-21	21	350	370
3305-22	22	350	410
3305-24	24	370	450
3305-25	25	370	500
3305-26	26	370	560
3305-27	27	370	610
3305-28	28	380	610
3305-30	30	400	755
3305-32	32	400	755
3305-34	34	410	825
3305-36	36	430	900
3305-38	38	410	925
3305-40	40	450	975
3305-41	41	470	1205
3305-42	42	490	1400
3305-46	46	500	1515
3305-50	50	530	1780
3305-52	52	540	1900
3305-55	55	560	2045
3305-60	60	580	2125
3305-65	65	580	2200

Metric

Single Ring Wrench




Code Size mm Length mm 


Code	Size mm	Length mm	
3311-17	17	155	140
3311-19	19	170	155
3311-22	22	190	170
3311-24	24	215	210
3311-27	27	230	265
3311-28	28	230	265
3311-30	30	255	370
3311-32	32	265	445
3311-34	34	265	445
3311-36	36	295	600
3311-38	38	295	600
3311-41	41	330	835
3311-46	46	365	1135
3311-50	50	400	1400
3311-55	55	445	1830
3311-60	60	474	2180
3311-65	65	510	2600
3311-70	70	555	3050
3311-75	75	590	3085
3311-80	80	620	4200
3311-85	85	665	4800
3311-90	90	700	5400
3311-100	100	740	6100

Metric

Single Box Convex Wrench





Code Size mm Length mm 

Code	Size mm	Length mm	
3319-17	17	165	320
3319-22	22	165	320
3319-24	24	165	320
3319-27	27	175	350
3319-28	28	175	350
3319-30	30	185	500
3319-32	32	185	450

Metric



Code Size mm Length mm 


Code	Size mm	Length mm	
3319-36	36	210	700
3319-41	41	227	900
3319-46	46	245	1200
3319-50	50	257	1500
3319-55	55	267	1700
3319-60	60	278	2000
3319-65	65	298	2200

Metric

Wrench



Single Ratchet Wrench



Code	Size mm	Length mm	kg
3323-10	10	235	240
3323-12	12	235	240
3323-13	13	235	240
3323-14	14	235	240
3323-15	15	270	360
3323-16	16	270	360
3323-17	17	270	360
3323-18	18	270	360
3323-19	19	312	500
3323-20	20	312	500
3323-21	21	312	500
3323-22	22	312	500
3323-23	23	355	630
3323-24	24	355	630
3323-26	26	355	630
3323-27	27	355	630
3323-30	30	395	1000
3323-31	31	395	1000
3323-32	32	395	1000
3323-34	34	435	1500
3323-35	35	435	1500
3323-36	36	435	1500
3323-38	38	455	1920
3323-41	41	455	1920
3323-46	46	500	2875
3323-48	48	500	2875
3323-50	50	500	2875
3323-55	55	530	3830
3323-60	60	530	3830
3323-65	65	565	6000
3323-70	70	600	6000
3323-75	75	635	12000

Double Ratchet Wrench



Code	Size mm	Length mm	kg
3324-1012	10x12	235	240
3324-1013	10x13	235	240
3324-1014	10x14	235	235
3324-1113	11x13	235	240
3324-1214	12x14	235	240
3324-1317	13x17	270	360
3324-1415	14x15	270	360
3324-1417	14x17	270	360
3324-1319	13x19	312	530
3324-1618	16x18	312	530
3324-1719	17x19	312	530
3324-1721	17x21	312	530
3324-1722	17x22	312	530
3324-1921	19x21	312	530
3324-1922	19x22	312	530
3324-1924	19x24	312	530
3324-2122	21x22	312	530
3324-2123	21x23	355	700
3324-2126	21x26	355	700
3324-2127	21x27	355	700
3324-2224	22x24	355	700
3324-2326	23x26	355	700
3324-2327	23x27	355	700
3324-2427	24x27	355	700
3324-2430	24x30	395	1040
3324-2730	27x30	395	1040
3324-2732	27x32	395	1040
3324-3032	30x32	395	1040
3324-3235	32x35	435	1565
3324-3236	32x36	435	1565
3324-3541	35x41	455	2085
3324-3641	36x41	455	2085
3324-4146	41x46	500	3125
3324-4650	46x50	500	3125
3324-5055	50x55	530	4165
3324-5560	55x60	565	6250
3324-6065	60x65	600	6250
3324-6570	65x70	635	12500

Scaffolding Spanner with Hammer



Code	Length	Size	kg
476-98	312	19x21	0.530

Wrench



Hook Wrench


Din - 1810



Code	Size mm	Length mm	g
3321-1	30 x 32	140	60
3321-2	34 x 36	170	90
3321-3	40 x 42	176	100
3321-4	45 x 50	209	150
3321-5	52 x 55	212	160
3321-6	58 x 62	244	210
3321-7	68 x 75	250	250
3321-8	80 x 90	284	370
3321-9	95 x 100	288	410
3321-10	110 x 115	337	700
3321-11	120 x 130	343	750
3321-12	135 x 145	388	1050


Valve Handle

Din - 894




Code	Size mm	Length mm	g
3326-30	30	200	250
3326-32	32	300	300
3326-35	35	250	355
3326-40	40	300	420
3326-40A	40	400	490
3326-45	45	350	510
3326-48	48	375	590
3326-50	50	400	800
3326-55	55	450	940
3326-60	60	500	1170
3326-60A	60	600	1170
3326-65	65	550	1300
3326-70	70	600	1470
3326-75	75	650	1500
3326-80	80	700	1600
3326-80A	80	800	1750
3326-85	85	750	2090
3326-90	90	800	2250

Hook Wrench Adjustable



Code	Size mm	Length mm	g
3321A-1002	19 x 50	140	60
3321A-1004	32 x 75	170	90
3321A-1006	50 x 120	176	100
3321A-1008	115 x 170	209	150

Tubular Wrench Sets 10 pcs



Code	Size mm
4406-S08	6 x 7, 8 x 9, 10 x 11
	12 x 13, 14 x 15, 16 x 17
	18 x 19, 20 x 22
Tommy Handle	2 pcs
Other Size Available	24 x 23, 24 x 27, 25 x 28
	24 x 26, 30 x 32

C Wrench




Code	Size mm	Length	g
3327-1002	13 x 17	250	350
3327-1004	18 x 25	250	600
3327-1006	35 x 42	450	2250

Wrench



Combination Ratchet

M
e
t
r
i
c

Code	Size mm/inch	Length mm
3325-06	6 (1/4")	114
3325-07	7 (9/32")	114
3325-08	8 (5/16")	132
3325-09	9 (11/32")	132
3325-10	10 (3/8")	149
3325-11	11 (7/16")	167
3325-12	12	185
3325-13	13 (1/2")	185
3325-14	14 (9/16")	202
3325-15	15 (19/32")	202
3325-16	16 (5/8")	202
3325-17	17 (11/16")	202
3325-18	18	238
3325-19	19 (3/4")	238
3325-20	20 (25/32")	238
3325-21	21 (13/16")	247
3325-22	22 (7/8")	270
3325-23	23	270
3325-24	24 (15/16")	293
3325-26	26 (1")	293
3325-27	27 (1-1/16")	293
3325-30	30 (1-3/16")	317
3325-32	32 (1-1/4")	383
3325-34	34	383
3325-36	36 (1-7/16")	451
3325-38	38 (1-1/2")	451
3325-40	40	500
3325-41	41 (1-5/8")	500
3325-42	42	500

Flexible Combination Ratchet

M
e
t
r
i
c

Code	Size mm	Length mm
3328-06	6	540
3328-07	7	540
3328-08	8	540
3328-09	9	580
3328-10	10	580
3328-11	11	618
3328-12	12	114
3328-13	13	114
3328-14	14	132
3328-15	15	132
3328-16	16	149
3328-17	17	167
3328-18	18	185
3328-19	19	185
3328-20	20	202
3328-21	21	202
3328-22	22	202
3328-23	23	202
3328-24	24	238
3328-25	25	238
3328-26	26	238
3328-27	27	247
3328-28	28	270
3328-30	30	270
3328-32	32	293





Max Tools Quality Guarantee

Socket & Bit Set - 1/4" DR



Code 382K-38

Size	5, 6, 7, 8, 9, 10, 11, 12, 13 mm
	— Slotted : 3 mm, 4 mm, 5 mm
	+ Philips : #0, #1, #2, #3,
	* Pozi : #1, #2
	☆ Torx : T10, T15, T20, T25, T30
	● Hex : H3, H4, H5, H6
	∩ U-Shaped : U6, U8
	▲ Triangle : 2.3,
	⤵ Tri-wing : Y2, Y3
	■ Square : #1

1-pc 70mm Extension Bar, 1-pc Couple, 1-pc Ratchet Handle

Socket Bit Set - 1/4" DR



Socket & Bit Set - 1/4" DR



Code 371K-46

Size - 13 pcs 1/4 DR Socket	4, 4.5, 5, 5.5, 6, 7, 8, 9, 10 11, 12, 13, 14 mm
Size - 21 pcs 1/4 DR Bit Socket	SL-4, 5.5, 7 ▪ PH-1, 2, 3 PZ-1, 2, 3 ▪ HW-3, 4, 5, 6, 7, 8 T-10, 15, 20, 25, 30, 40
Hex Key Wrenches	1.5, 2, 2.5 mm
Universal Joint	1 pc
Extension Bar	2", 4"
Flexible Extension	6"
Sliding T Bar	1 pc
Ratchet Handle	1 pc
Spinner Handle	1pc
Bit Adaptor	1pc

Code 382K-17

1-pc	T Handle
1-pc	Screwdriver Ratchet Handle
	— Slotted : 4, 5.5, 7
	+ Philips : #1, #2, #3
	☆ Torx : T15, T20, T25, T30
	● Hex : H3, H4, H5, H6

Bit Set - 68 pcs



Code 382K-68

Torx Bits 5 pcs	⊛ T5, T6, T7, T8, T9 (Small Handle)
Torx Bits 7 pcs	⊛ T10, T15, T20, T25, T25, T27, T30 (L/H)
Phillips Bits	⊕ PH000, PH00, PH0, PZ0, PZ1 (S/H) ⊕ PH0, PH1 (x3), PH2 (x3), PH3 ⊕ PZ0, PZ1, PZ2, and PZ3
Flathead/Slot Bits	1, 2, 2.5, 3.5, 4 mm (Small Handle) 3, 4, 5, 6, 7 mm (Larger Handle)
Hex Bits	0.9, 1.3, 1.5, 2 mm (Small Handle) ⊙ 2.5, 3, 4, 5, 6 mm (Larger Handle)
Square	■ S0.8, S1, S2, S3
Sockets	5, 6, 7, 8, 9, 10, 11, 12, 13 mm

Max Tools Quality Guarantee



Socket Sets Metric / Imperial

- Forged from high grade Chrome Vanadium steel.
- Scientifically heat treated to give maximum strength and wear resistance. ▪ Nickel Chrome plating finish to enable rust prevention and good looks.
- Hardness : 44 – 50 HRC.



12 PCS





Max Tools Quality Guarantee

Socket Set - 1/4" DR




Code	371K-10
Size	4, 5, 6, 7, 8, 9, 10, 11, 12, 13 mm

Socket Set 1/2" DR



Code	BS440-12
Size	10, 11, 12, 13, 14, 15, 17, 19, 22, 24 mm
1-pc	125 mm Extension Bar
1-pc	Ratchet Handle

Socket Set 3/8" DR - 20 Pcs



Socket Set Imperial 3/8" DR

Code	Size-mm
BS438S-20	3/8" DR 7-24
17 pcs Socket Size -	
7, 8, 9, 10, 11, 12, 13, 14, 15, 16, 17, 18, 19, 20, 21, 22, 24	

SPECIFICATIONS

- 1 pc Ratchet Handle
- 1 pc Extension 3/8"x 6"
- 1 pc Universal Joint
- 1 pc (Iron Tool Box)

Socket Set 3/8" DR - 40 Pcs



Socket Set Metric/Imperial 3/8" DR

- MATERIAL**
- 45 # Carbon Steel, 42 CR-MO
 - Surface Treatment : Matt Finished, Chrome Plated

Code	Size
BS438S-40	3/8" DR 4 to 19 mm
34 pcs Socket Size -	
9 pcs 1/4" DR Metric Sockets	4, 5, 6, 7, 8, 9, 10, 11 & 12 mm
9 pcs 1/4" DR SeA Sockets	3/16", 7/32", 1/4", 9/32", 5/16", 11/32", 3/8", 7/16" & 1/2"
9 pcs 3/8" DR Metric Sockets	9, 10, 11, 12, 13, 14, 15, 17 & 19 mm
7 pcs 3/8" DR SeA Sockets	3/8", 7/16", 1/2", 9/16", 5/8", 11/16" & 3/4"

SPECIFICATIONS -

- 1 pc (3/8" DR Extension / Bars 3")
- 1 pc (3/8" DR Spark Plug / Sockets 21 mm)
- 1 pc (1/4" DR. Spinner Handle 6")
- 1 pc (Adaptor 3/8" Female x 1/4" Male)
- 1 pc (3/8" DR Ratchet Handle)
- 1 pc (Metal Box)

Max Tools Quality Guarantee



Socket Set 1/2" DR - 20 Pcs



Socket Set Metric 1/2" DR

SPECIFICATIONS :

- 1 pc (1/2" DR Extension / Bars 5"1)
- 1 pc (1/2" DR Ratchet Handle)
- 1 pc (1/2" DR Universal Joint)

Code

Size-mm

BS440 G-20

1/2" DR 8 to 32

15 pcs Socket (12 Point) Size -

8, 10, 11, 12, 13, 14, 15, 16, 17, 19

21, 24, 27, 30, 32 mm

Code

Size-Inch

BS440 B-20

1/2" DR 8 to 32

15 pcs Socket (6 Point) Size -

8, 10, 11, 12, 13, 14, 15, 16, 17, 19

21, 24, 27, 30, 32 mm

Socket Set 1/2" DR - 24 Pcs



Socket Set Imperial 1/2" Dr

Code

Size-Inch

BS440 AF-24 1/2" DR 3/8" to 1-1/4"

18 pcs Socket Size -

3/8", 7/16", 1/2", 9/16", 19/32", 5/8", 11/16"


3/4", 25/32", 13/16", 7/8", 15/16", 31/32"

1", 1-1/16", 1-1/8", 1-3/16", 1-1/4"

SPECIFICATIONS

- 2 pcs (1/2" DR Extension / Bars : 5" & 10")
- 1 pc (1/2" Dr. Ratchet Handle)
- 1 pc (1/2" DR Spark Plug / Sockets : 21mm)
- 1 pc (1/2" DR Universal Joint) ▪ 1 pc (31/2" DR Sliding T Handle)

Socket Set 3/4" DR - 15 Pcs



Socket Set Metric 3/4" DR

Code

Size-mm

BS442S-15

3/4" DR 22 to 50 mm

10 pcs Socket Size -

22, 24, 27, 30, 32, 36, 38, 41, 46, 50 mm

SPECIFICATIONS

- 2 pcs (Extension Bar)
- 1 pc (Ratchet Handle 495 mm)
- 1 pc (Sliding Handle 456 mm) ▪ 1 pc (Metal Box)



Max Tools Quality Guarantee

Socket Set 3/4" DR - 21 Pcs



Code

Size-mm

BS442S-21 3/4" DR 19 to 50 mm

16 pcs (12 Point) Socket Size -

19, 22, 24, 26, 27, 28, 30, 32, 34

36, 38, 41, 42, 45, 48, 50 mm


Socket Set Metric 3/4" DR

SPECIFICATIONS

▪ 2 pcs (Extension Bar) ▪ 1 pc (Ratchet Handle 495 mm)

▪ 1 pc (Sliding Handle 456 mm) ▪ 1 pc (Metal Tool Box)

Socket Set 3/4" DR - 21 Pcs



Code

Size-Inch

BS442 AF-21 3/4" DR 7/8" to 2"

16 pcs Socket Size -

7/8", 15/16", 1", 1-1/16", 1-1/8", 1-3/16"

1-1/4", 1-5/16", 1-3/8", 1-7/16", 1-1/2"

1-5/8", 1-3/4", 1-13/16", 1-7/8", 2"

Socket Set Imperial 3/4" DR

SPECIFICATIONS

▪ 2 pcs (Extension Bars) ▪ 1 pc (Sliding T Handle 456 mm)

▪ 1 pc (Ratchet Handle 495 mm) ▪ 1 pc (Metal Box)

Socket Set 3/4" & 1" DR - 26 Pcs



Code

Size-MM

BS44MS-26 DR 21 to 65

20 pcs Socket Size -

21, 22, 23, 24, 26, 27, 28, 29

30, 31, 32, 34, 36, 38, 41

46, 50, 55, 60, 65

SPECIFICATIONS

▪ 2 pcs (DR Extension Bars)


▪ 1 pc (Ratchet Handle 525 mm) ▪ 1 pc (Ratchet Driver 20")

▪ 1 pc Adaptor ▪ 1 pc (200 mm Sliding T Handle)

Max Tools Quality Guarantee



Socket Set 1" DR - 15 Pcs



Socket Set Metric 1" DR

Code Size-Inch

BS444-S15 1" DR

10 pcs Socket Size -

36, 41, 46, 50, 55, 60, 65, 70, 75, 80 mm

SPECIFICATIONS

- 2 pcs (Extension Bar)
- 1 pc (Ratchet Handle)
- 1 pc (Sliding T Handle) ▪ 1 pc (Metal Box)

Socket Set 1" DR - 21 Pcs



Socket Set Metric 1" Dr

Code Size-mm

BS444S-21 1" Dr 30 to 80 mm

16 pcs (12 Point) Socket Size -


30, 31, 32, 34, 36, 38, 41, 46, 48, 50

55, 60, 65, 70, 75, 80 mm

SPECIFICATIONS

- 2 pcs (Extension Bar)
- 1 pc (Ratchet Handle)
- 1 pc (Sliding T Handle) ▪ 1 pc (Metal Box)

Socket Set 1" DR - 21 Pcs



Socket Set Metric 1" Dr

Code Size-Inch

BS444 AF-21 1" DR 1-5/8" to 3-1/8"

16 pcs Socket Size -

1-5/8", 1-11/16", 1-3/4", 1-13/16", 1-7/8", 2"

2-1/8", 2-3/16", 2-1/4", 2-3/8", 2-1/2"

2-5/8", 2-3/4", 2-15/16", 3", 3-1/8"

SPECIFICATIONS

- 2 pcs (Extension / Bars 200 & 400 mm) ▪ 1 pc (Sliding T Handle 456 mm)
- 1x1" pc (Quick-Release Ratchet Wrench (500 mm) ▪ 1 pc (Iron Tool Box)

Socket



Box Socket Chrome - 1/2"

Code	Size-mm	Length-mm	
BS439-08	8	38	50
BS439-09	9	38	50
BS439-10	10	38	52
BS439-11	11	38	52
BS439-12	12	38	53
BS439-13	13	38	53
BS439-14	14	38	55
BS439-15	15	38	55
BS439-16	16	38	59
BS439-17	17	38	65
BS439-18	18	38	78
BS439-19	19	38	79
BS439-20	20	38	81
BS439-21	21	38	95
BS439-22	22	38	96
BS439-23	23	40	116
BS439-24	24	40	117
BS439-25	25	45	119
BS439-26	26	45	138
BS439-27	27	45	144
BS439-28	28	45	162
BS439-29	29	45	162
BS439-30	30	45	173
BS439-31	31	45	174
BS439-32	32	45	176


Metric



Code	Size-Inch	Length-mm	
BS439-204	5/16"	38	50
BS439-206	3/8"	38	53
BS439-208	7/16"	38	53
BS439-210	1/2"	38	54
BS439-212	9/16"	38	55
BS439-214	5/8"	38	60
BS439-216	11/16"	38	63
BS439-218	3/4"	38	70
BS439-220	13/16"	38	79
BS439-222	7/8"	38	96
BS439-224	15/16"	40	109
BS439-226	1"	43	140
BS439-228	1-1/16"	43	145
BS439-230	1-1/8"	45	147
BS439-232	1-3/16"	45	168
BS439-234	1-1/4"	45	184

Imperial

Long Socket Chrome - 1/2" DR



Code	Size-mm	Length-mm	
BS439L-08	8	80	100
BS439L-09	9	80	100
BS439L-10	10	80	100
BS439L-11	11	80	103
BS439L-12	12	80	105
BS439L-13	13	80	107

Metric

Code	Size-mm	Length-mm	
BS439L-14	14	80	118
BS439L-15	15	80	125
BS439L-16	16	80	140
BS439L-17	17	80	150
BS439L-18	18	80	165
BS439L-19	19	80	178
BS439L-20	20	80	180
BS439L-21	21	80	185
BS439L-22	22	80	205
BS439L-23	23	80	245
BS439L-24	24	80	252
BS439L-26	26	80	310
BS439L-27	27	80	345
BS439L-30	30	80	365
BS439L-32	32	80	400

Socket



Box Socket Chrome - 1/2"

Metric	Code	Size-mm	Length-mm	g
	BS440-08	8	38	50
BS440-09	9	38	50	
BS440-10	10	38	52	
BS440-11	11	38	52	
BS440-12	12	38	53	
BS440-13	13	38	53	
BS440-14	14	38	55	
BS440-15	15	38	55	
BS440-16	16	38	59	
BS440-17	17	38	65	
BS440-18	18	38	78	
BS440-19	19	38	79	
BS440-20	20	38	81	
BS440-21	21	38	95	
BS440-22	22	38	96	
BS440-23	23	40	116	
BS440-24	24	40	117	
BS440-25	25	45	119	
BS440-26	26	45	138	
BS440-27	27	45	144	
BS440-28	28	45	162	
BS440-29	29	45	162	
BS440-30	30	45	173	
BS440-31	31	45	174	
BS440-32	32	45	176	


(12 Point) - DR



Imperial	Code	Size-Inch	Length-mm	g
	BS440-204	5/16"	38	50
BS440-206	3/8"	38	53	
BS440-208	7/16"	38	53	
BS440-210	1/2"	38	54	
BS440-212	9/16"	38	55	
BS440-214	5/8"	38	60	
BS440-216	11/16"	38	63	
BS440-218	3/4"	38	70	
BS440-220	13/16"	38	79	
BS440-222	7/8"	38	96	
BS440-224	15/16"	40	109	
BS440-226	1"	43	140	
BS440-228	1-1/16"	43	145	
BS440-230	1-1/8"	45	147	
BS440-232	1-3/16"	45	168	
BS440-234	1-1/4"	45	184	

Long Socket Chrome - 1/2" DR


(12 Point) - DR



Metric	Code	Size-mm	Length-mm	g
	BS440L-08	8	80	100
BS440L-09	9	80	100	
BS440L-10	10	80	100	
BS440L-11	11	80	103	
BS440L-12	12	80	105	
BS440L-13	13	80	107	
	14	80	118	

Imperial	Code	Size-mm	Length-mm	g
	BS440L-14	14	80	118
BS440L-15	15	80	125	
BS440L-16	16	80	140	
BS440L-17	17	80	150	
BS440L-18	18	80	165	
BS440L-19	19	80	178	
BS440L-20	20	80	180	
BS440L-21	21	80	185	
BS440L-22	22	80	205	
BS440L-23	23	80	245	
BS440L-24	24	80	252	
BS440L-26	26	80	310	
BS440L-27	27	80	345	
BS440L-30	30	80	365	
BS440L-32	32	80	400	

Socket



Box Socket Chrome 3/4"

M
e
t
r
i
c

Code	Size-mm	Length-mm	g
BS442-17	17	50	270
BS442-18	18	50	270
BS442-19	19	50	280
BS442-20	20	50	280
BS442-21	21	50	280
BS442-22	22	50	290
BS442-23	23	50	300
BS442-24	24	50	300
BS442-25	25	52	310
BS442-26	26	52	320
BS442-27	27	52	330
BS442-28	28	52	330
BS442-29	29	52	340
BS442-30	30	54	370
BS442-31	31	54	380
BS442-32	32	56	420
BS442-33	33	56	440
BS442-34	34	58	470
BS442-35	35	58	490
BS442-36	36	58	510
BS442-38	38	60	550
BS442-40	40	60	580
BS442-41	41	64	590
BS442-42	42	64	600
BS442-43	43	64	620
BS442-44	44	64	670
BS442-45	45	64	710
BS442-46	46	68	730
BS442-48	48	70	770
BS442-50	50	70	790
BS442-51	51	72	820
BS442-52	52	72	860
BS442-54	54	76	910
BS442-55	55	76	1030
BS442-57	57	76	1100
BS442-58	58	76	1250
BS442-59	59	78	1350
BS442-60	60	78	1450
BS442-63	63	82	1600
BS442-65	65	85	1750
BS442-70	70	90	1950



I
m
p
e
r
i
a
l

Code	Size-Inch	Length-mm	g
BS442-218	3/4"	50	280
BS442-220	13/16"	50	280
BS442-222	7/8"	50	290
BS442-224	15/16"	50	300
BS442-226	1"	52	310
BS442-228	1-1/16"	52	330
BS442-230	1-1/8"	52	340
BS442-232	1-3/16"	54	370
BS442-234	1-1/4"	56	420
BS442-236	1-5/16"	56	440
BS442-238	1-3/8"	58	490
BS442-240	1-7/16"	58	510
BS442-242	1-1/2"	60	550
BS442-244	1-9/16"	60	580
BS442-246	1-5/8"	64	590
BS442-248	1-11/16"	64	620
BS442-250	1-3/4"	64	710
BS442-252	1-13/16"	68	730
BS442-254	1-7/8"	70	770
BS442-256	1-15/16"	70	790
BS442-258	2"	72	820
BS442-260	2-1/16"	72	860
BS442-262	2-1/8"	76	910
BS442-264	2-3/16"	76	1030
BS442-266	2-1/4"	76	1100
BS442-268	2-5/16"	78	1350
BS442-270	2-3/8"	78	1450
BS442-272	2-7/16"	80	1550
BS442-274	2-1/2"	82	1600
BS442-276	2-9/16"	85	1750
BS442-282	2-3/4"	90	1950


Socket Set Deep - 1/4" DR



Code 371K-D10


Size 4, 5, 6, 7, 8, 9, 10, 11, 12, 13 mm

Swivel Handle




Code	Size-Inch	Length-mm	g
SW450-01	1/4" and 3/4"	150	0.32
SW450-03	1/2" x 15"	360	0.70
SW450-04	3/4" x 20"	480	1.65
SW450-05	1"	650	3.7

Socket




Box Socket Chrome - 1"

Metric


Code	Size-mm	Length-mm	
BS444-24	24	61	340
BS444-27	27	61	360
BS444-28	28	61	370
BS444-30	30	61	370
BS444-32	32	61	380
BS444-33	33	61	400
BS444-34	34	61	410
BS444-35	35	61	412
BS444-36	36	65	468
BS444-38	38	65	495
BS444-41	41	70	601
BS444-46	46	75	862
BS444-50	50	75	1025
BS444-54	54	80	1100
BS444-55	55	80	1204
BS444-58	58	80	1299
BS444-60	60	84	1401
BS444-63	63	87	1616
BS444-65	65	87	1632
BS444-67	67	90	1654
BS444-70	70	93	2048
BS444-71	71	93	2100
BS444-75	75	97	2278
BS444-77	77	103	2302
BS444-80	80	103	2390
BS444-85	85	105	2578

(12 Point) - DR

Imperial


Code	Size-Inch	Length-mm	
BS444-238	1-3/8"	61	412
BS444-240	1-7/16"	65	468
BS444-242	1-1/2"	65	495
BS444-244	1-9/16"	65	520
BS444-246	1-5/8"	70	601
BS444-248	1-11/16"	70	710
BS444-250	1-3/4"	75	780
BS444-252	1-13/16"	75	862
BS444-254	1-7/8"	75	1000
BS444-256	1-15/16"	75	1020
BS444-258	2"	75	1045
BS444-260	2-1/16"	80	1100
BS444-262	2-1/8"	80	1150
BS444-264	2-3/16"	80	1204
BS444-266	2-1/4"	80	1238
BS444-268	2-5/16"	80	1340
BS444-270	2-3/8"	84	1368
BS444-272	2-7/16"	87	1368
BS444-274	2-1/2"	87	1550
BS444-276	2-9/16"	90	1690
BS444-278	2-5/8"	90	1800
BS444-280	2-11/16"	93	1950
BS444-282	2-3/4"	93	2250
BS444-284	2-13/16"	93	2350
BS444-286	2-7/8"	97	2210
BS444-288	2-15/16"	97	2330
BS444-290	3"	103	2390
BS444-292	3-1/16"	103	2425
BS444-294	3-1/8"	103	2578


T Type Socket Wrench



Code	Size-mm	Code	Size-mm
371T-06	6	371T-13	13
371T-07	7	371T-14	14
371T-08	8	371T-15	15
371T-09	9	371T-16	16
371T-10	10	371T-17	17
371T-11	11	371T-19	19
371T-12	12		

L Type Handle




Code	Size-Inch	Length-mm	
LT450-03-10	1/2" x 10'	300	0.4
LT450-03-12	1/2" x 12'	360	0.45
LT450-03-14	1/2" x 14'	420	0.55
LT450-04	3/4" x 18"	550	1.55
LT450-05	1"	550	2.8

Socket Accessories



Chrome Driver Ext.




Code	Size-Inch	Length-mm	g
EX450-102	1/2" x 3/4"	75	170
EX450-104	1/2" x 5"	125	230
EX450-106	1/2" x 10"	250	440
EX450-108	3/4" x 4"	100	460
EX450-110	3/4" x 5"	150	700
EX450-112	3/4" x 8"	200	880
EX450-114	3/4" x 16"	250	1060
EX450-116	1" x 4"	100	900
EX450-118	1" x 8"	200	1170
EX450-120	1" x 16"	400	2950

Ratchet Handle



Code	Size-Inch	Length-mm	g
RH450-04	3/4"	320	1490
RH450-05	1"	550	3220

T- Handle



Code	Size-Inch	Length-mm	g
T450-03	1/2"	300	500
T450-04	3/4"	400	1200
T450-05	1"	400	1650
T450-06	1-1/2"	500	2200
T450-07	2-1/2"	600	2400

Chrome Adapter




Code	Size-Inch	Length-mm	g
BAD450-94	1/4" f x 3/8" m	30	210
BAD450-96	3/8" f x 1/4" m	30	210
BAD450-98	1/2" f x 3/8" m	34	520
BAD450-100	3/8" f x 1/2" m	34	520
BAD450-102	3/4" f x 1/2" m	55	240
BAD450-104	3/4" m x 1/2" f	55	240
BAD450-106	1" f x 3/4" m	70	540
BAD450-108	1" m x 3/4" f	70	540

Universal Joint



Code	Size-Inch	Code	Size-Inch
UJ450-01	1/4"	UJ450-04	3/4"
UJ450-02	3/8"	UJ450-05	1"
UJ450-03	1/2"		

Ratchet Handle




Code	Size-Inch	Length-mm	g
RH450-01	1/4"	150	260
RH450-02	3/8"	200	400
RH450-03	1/2"	250	560

Socket



Impact Socket - 3/8" DR



Code	Size-mm	Length-mm	g
IS438-06	6	32	30
IS438-07	7	32	31
IS438-08	8	32	32
IS438-09	9	32	33

(6 Point) - DR

Code	Size-mm	Length-mm	g
IS438-10	10	32	34
IS438-11	11	32	36
IS438-12	12	32	38
IS438-13	13	32	40
IS438-14	14	32	51
IS438-15	15	32	54
IS438-16	16	32	55
IS438-17	17	32	55
IS438-18	18	32	55
IS438-19	19	32	59
IS438-20	20	32	60
IS438-21	21	32	61
IS438-22	22	32	62

Metric

Impact Socket - 1/2"

Code	Size-mm	Length-mm	g
IS440-08	8	38	71
IS440-09	9	38	71
IS440-10	10	38	72
IS440-11	11	38	72
IS440-12	12	38	74
IS440-13	13	38	77
IS440-14	14	38	80
IS440-15	15	38	82
IS440-16	16	38	85
IS440-17	17	38	89
IS440-18	18	38	90
IS440-19	19	38	105
IS440-20	20	38	125
IS440-21	21	38	125
IS440-22	22	43	150
IS440-23	23	43	150
IS440-24	24	43	154

Metric

Code	Size-mm	Length-mm	g
IS440-25	25	43	160
IS440-26	26	43	181
IS440-27	27	43	181
IS440-28	28	45	197
IS440-29	29	45	200
IS440-30	30	45	218
IS440-31	31	45	218
IS440-32	32	45	218
IS440-33	33	46	223
IS440-34	34	46	230
IS440-35	35	48	268
IS440-36	36	48	289
IS440-38	38	50	314
IS440-39	39	52	350
IS440-41	41	55	388
IS440-46	46	55	410

Code	Size-Inch	Length-mm	g
IS440-204	5/16"	38	70
IS440-206	3/8"	38	72
IS440-208	7/16"	38	74
IS440-210	1/2"	38	77
IS440-212	9/16"	38	77
IS440-214	5/8"	38	85
IS440-216	11/16"	38	104
IS440-218	3/4"	38	120
IS440-220	13/16"	38	130
IS440-222	7/8"	43	147

Imperial

Code	Size-Inch	Length-mm	g
IS440-224	15/16"	43	153
IS440-226	1"	43	169
IS440-228	1-1/16"	43	173
IS440-230	1-1/8"	45	193
IS440-232	1-3/16"	45	201
IS440-234	1-1/4"	45	210
IS440-236	1-5/16"	47	230
IS440-238	1-3/8"	47	237
IS440-240	1-7/16"	47	275
IS440-242	1-1/2"	47	300

Socket



Impact Socket Short 3/4" DR

Metric

Code	Size-mm	Length-mm	g
IS442-17	17	50	300
IS442-18	18	50	300
IS442-19	19	50	310
IS442-20	20	50	310
IS442-21	21	50	310
IS442-22	22	50	320
IS442-23	23	50	330
IS442-24	24	50	330
IS442-25	25	54	340
IS442-26	26	54	350
IS442-27	27	54	360
IS442-28	28	54	380
IS442-29	29	54	400
IS442-30	30	54	430
IS442-31	31	54	450
IS442-32	32	57	470
IS442-33	33	57	480
IS442-34	34	57	500
IS442-35	35	57	520
IS442-36	36	57	540
IS442-37	37	57	550
IS442-38	38	57	580
IS442-39	39	57	600
IS442-40	40	58	610
IS442-41	41	58	620
IS442-42	42	58	635
IS442-43	43	58	650
IS442-44	44	63	700
IS442-45	45	63	740
IS442-46	46	63	760

Code	Size-mm	Length-mm	g
IS442-47	47	63	800
IS442-48	48	65	820
IS442-49	49	65	820
IS442-50	50	65	850
IS442-51	51	70	890
IS442-52	52	70	900
IS442-53	53	70	900
IS442-54	54	74	950
IS442-55	55	74	1100
IS442-56	56	74	1250
IS442-57	57	74	1200
IS442-58	58	74	1300
IS442-59	59	74	1400
IS442-60	60	74	1500
IS442-61	61	74	1500
IS442-62	62	80	1650
IS442-63	63	80	1650
IS442-64	64	80	1650
IS442-65	65	85	1800
IS442-66	66	85	1850
IS442-67	67	85	1900
IS442-68	68	85	1900
IS442-69	69	85	1950
IS442-70	70	90	2000
IS442-71	71	95	2080
IS442-72	72	95	2080
IS442-73	73	95	2135
IS442-74	74	95	2135
IS442-75	75	95	2150
IS442-80	80	100	2350

Imperial

Code	Size-Inch	Length-mm	g
IS442-218	3/4"	50	244
IS442-220	13/16"	50	258
IS442-222	7/8"	50	260
IS442-224	15/16"	50	264
IS442-226	1"	50	264
IS442-228	1-1/16"	54	300
IS442-230	1-1/8"	54	366
IS442-232	1-3/16"	54	366
IS442-234	1-1/4"	57	390
IS442-236	1-5/16"	57	418
IS442-238	1-3/8"	57	442
IS442-240	1-7/16"	57	464
IS442-242	1-1/2"	57	452
IS442-244	1-9/16"	57	524
IS442-246	1-5/8"	57	524
IS442-248	1-11/16"	63	582
IS442-250	1-3/4"	63	686
IS442-252	1-13/16"	63	748
IS442-254	1-7/8"	68	850


Code	Size-Inch	Length-mm	g
IS442-256	1-15/16"	68	910
IS442-258	2"	68	998
IS442-260	2-1/16"	70	990
IS442-262	2-1/8"	70	1022
IS442-264	2-3/16"	72	1062
IS442-266	2-1/4"	72	1176
IS442-268	2-5/16"	75	1190
IS442-270	2-3/8"	75	1282
IS442-272	2-7/16"	80	1650
IS442-274	2-1/2"	85	1800
IS442-276	2-9/16"	85	1850
IS442-278	2-5/8"	85	1850
IS442-280	2-11/16"	85	1900
IS442-282	2-3/4"	90	2000
IS442-284	2-13/16"	95	2080
IS442-286	2-7/8"	95	2135
IS442-288	2-15/16"	95	2135
IS442-290	3"	95	2150


Socket




Deep Impact Socket 3/4" Dr


Metric

Code	Size-mm	Length-mm	 g
IS442 L-17	17	120	500
IS442 L-18	18	120	500
IS442 L-19	19	120	500
IS442 L-20	20	120	500
IS442 L-21	21	120	510
IS442 L-22	22	120	530
IS442 L-23	23	120	540
IS442 L-24	24	120	540
IS442 L-25	25	120	570
IS442 L-26	26	120	620
IS442 L-27	27	120	690
IS442 L-28	28	120	720
IS442 L-29	29	120	750
IS442 L-30	30	120	760
IS442 L-31	31	120	780
IS442 L-32	32	120	790
IS442 L-33	33	120	820
IS442 L-34	34	120	850
IS442 L-35	35	120	880
IS442 L-36	36	120	880
IS442 L-37	37	120	890
IS442 L-38	38	120	900
IS442 L-39	39	120	910
IS442 L-40	40	120	960
IS442 L-41	41	120	1000
IS442 L-42	42	120	1050
IS442 L-43	43	120	1100
IS442 L-44	44	120	1100
IS442 L-45	45	120	1200
IS442 L-46	46	120	1200

Code	Size-mm	Length-mm	 g
IS442 L-47	47	120	1200
IS442 L-48	48	120	1300
IS442 L-49	49	120	1300
IS442 L-50	50	120	1300
IS442 L-51	51	120	1350
IS442 L-52	52	120	1350
IS442 L-53	53	120	1410
IS442 L-54	54	120	1420
IS442 L-55	55	120	1560
IS442 L-56	56	120	1670
IS442 L-57	57	120	1780
IS442 L-58	58	120	1890
IS442 L-59	59	120	1900
IS442 L-60	60	120	1960
IS442 L-61	61	120	2030
IS442 L-62	62	120	2095
IS442 L-63	63	120	2160
IS442 L-64	64	120	2230
IS442 L-65	65	120	2300
IS442 L-66	66	120	2370
IS442 L-67	67	120	2440
IS442 L-68	68	120	2510
IS442 L-69	69	120	2580
IS442 L-70	70	120	2650
IS442 L-71	71	120	2720
IS442 L-72	72	120	2790
IS442 L-73	73	120	2860
IS442 L-74	74	120	2930
IS442 L-75	75	120	3000
IS442 L-80	80	120	3410

Imperial

Code	Size-Inch	Length-mm	 g
IS442 L-218	3/4"	100	434
IS442 L-220	13/16"	100	456
IS442 L-222	7/8"	100	496
IS442 L-224	15/16"	100	512
IS442 L-226	1"	100	480
IS442 L-228	1-1/16"	100	506
IS442 L-230	1-1/8"	100	568
IS442 L-232	1-3/16"	100	626
IS442 L-234	1-1/4"	100	598
IS442 L-236	1-5/16"	100	638
IS442 L-238	1-3/8"	100	714
IS442 L-240	1-7/16"	100	770
IS442 L-242	1-1/2"	100	848
IS442 L-244	1-9/16"	100	856
IS442 L-246	1-5/8"	100	852
IS442 L-248	1-11/16"	100	1028
IS442 L-250	1-3/4"	100	1190
IS442 L-252	1-13/16"	100	1148
IS442 L-254	1-7/8"	100	1316

Code	Size-Inch	Length-mm	 g
IS442 L-256	1-15/16"	105	1400
IS442 L-258	2"	100	1430
IS442 L-260	2-1/16"	100	1430
IS442 L-262	2-1/8"	100	1430
IS442 L-264	2-3/16"	105	1560
IS442 L-266	2-1/4"	105	1560
IS442 L-268	2-5/16"	105	1560
IS442 L-270	2-3/8"	105	1960
IS442 L-272	2-7/16"	105	1960
IS442 L-274	2-1/2"	105	1960
IS442 L-276	2-9/16"	105	1960
IS442 L-278	2-5/8"	105	2300
IS442 L-280	2-11/16"	105	2300
IS442 L-282	2-3/4"	105	2300
IS442 L-284	2-13/16"	125	2750
IS442 L-286	2-7/8"	125	2750
IS442 L-288	2-15/16"	125	2750
IS442 L-290	3"	125	2750

Socket



Impact Socket 1" DR

Metric

Code	Size-mm	Length-mm	g
IS444-19	19	60	510
IS444-20	20	60	510
IS444-21	21	60	520
IS444-22	22	60	520
IS444-23	23	60	520
IS444-24	24	60	540
IS444-25	25	60	540
IS444-26	26	60	540
IS444-27	27	60	540
IS444-28	28	60	540
IS444-29	29	60	560
IS444-30	30	62	560
IS444-31	31	62	580
IS444-32	32	63	640
IS444-33	33	63	660
IS444-34	34	63	680
IS444-35	35	63	720
IS444-36	36	67	750
IS444-37	37	67	780
IS444-38	38	67	800
IS444-39	39	67	810
IS444-40	40	67	820
IS444-41	41	70	900
IS444-42	42	70	900
IS444-43	43	70	900
IS444-44	44	70	1000
IS444-45	45	70	1050
IS444-46	46	76	1100
IS444-47	47	76	1140
IS444-48	48	76	1140
IS444-49	49	76	1140
IS444-50	50	82	1320
IS444-51	51	82	1340
IS444-52	52	82	1340
IS444-53	53	82	1340


Code	Size-mm	Length-mm	g
IS444-54	54	87	1650
IS444-55	55	87	1650
IS444-56	56	87	1650
IS444-57	57	87	1650
IS444-58	58	87	1720
IS444-59	59	87	1750
IS444-60	60	91	1800
IS444-61	61	91	1800
IS444-62	62	91	1850
IS444-63	63	91	1900
IS444-64	64	91	2000
IS444-65	65	95	2200
IS444-66	66	95	2300
IS444-67	67	95	2400
IS444-68	68	95	2400
IS444-69	69	95	2400
IS444-70	70	100	2500
IS444-71	71	105	2600
IS444-72	72	105	2650
IS444-73	73	105	2700
IS444-74	74	105	2700
IS444-75	75	105	2800
IS444-77	77	105	3100
IS444-80	80	105	3500
IS444-83	83	105	4000
IS444-85	85	110	4200
IS444-90	90	110	4600
IS444-92	92	110	4900
IS444-95	95	110	5100
IS444-100	100	110	5500
IS444-105	105	125	6300
IS444-110	110	125	6700
IS444-115	115	125	7200
IS444-120	120	130	9300




Socket



Impact Socket 1" DR

Code	Size-Inch	Length-mm	
IS444-218	3/4"	60	510
IS444-220	13/16"	60	510
IS444-222	7/8"	60	520
IS444-224	15/16"	60	520
IS444-226	1"	60	540
IS444-228	1-1/16"	60	540
IS444-230	1-1/8"	60	560
IS444-232	1-3/16"	62	560
IS444-234	1-1/4"	63	640
IS444-236	1-5/16"	63	660
IS444-238	1-3/8"	63	720
IS444-240	1-7/16"	67	750
IS444-242	1-1/2"	67	800
IS444-244	1-9/16"	67	820
IS444-246	1-5/8"	70	900
IS444-248	1-11/16"	70	900
IS444-250	1-3/4"	70	1000
IS444-252	1-13/16"	76	1100
IS444-254	1-7/8"	76	1140
IS444-256	1-15/16"	82	1320
IS444-258	2"	82	1340
IS444-260	2-1/16"	82	1340
IS444-262	2-1/8"	87	1650
IS444-264	2-3/16"	87	1650
IS444-266	2-1/4"	87	1650
IS444-268	2-5/16"	87	1750
IS444-270	2-3/8"	91	1800
IS444-272	2-7/16"	91	1850
IS444-274	2-1/2"	91	1900
IS444-276	2-9/16"	95	2200
IS444-278	2-5/8"	95	2400

Imperial

Code	Size-Inch	Length-mm	
IS444-280	2-11/16"	95	2400
IS444-282	2-3/4"	100	2500
IS444-284	2-13/16"	105	2600
IS444-286	2-7/8"	105	2700
IS444-288	2-15/16"	105	2800
IS444-290	3"	105	3100
IS444-292	3-1/16"	105	3100
IS444-294	3-1/8"	105	3500
IS444-296	3-3/16"	105	3500
IS444-298	3-1/4"	105	4000
IS444-300	3-5/16"	105	4000
IS444-302	3-3/8"	110	4200
IS444-304	3-7/16"	110	4200
IS444-306	3-1/2"	110	4600
IS444-308	3-9/16"	110	4600
IS444-310	3-5/8"	110	4900
IS444-312	3-11/16"	110	4900
IS444-314	3-3/4"	110	5100
IS444-316	3-13/16"	110	5100
IS444-318	3-7/8"	110	5500
IS444-320	3-15/16"	110	5500
IS444-322	4"	110	6000
IS444-324	4-1/16"	110	6000
IS444-326	4-1/8"	125	6300
IS444-328	4-3/16"	125	6300
IS444-330	4-1/4"	125	6700
IS444-332	4-5/16"	125	6700
IS444-334	4-3/8"	125	6700
IS444-336	4-7/16"	125	6700
IS444-338	4-1/2"	125	7200



Socket




Deep Impact Socket 1" Dr

Metric

Code	Size-mm	Length-mm	g
IS444 L-19	19	120	800
IS444 L-20	20	120	800
IS444 L-21	21	120	800
IS444 L-22	22	120	800
IS444 L-23	23	120	840
IS444 L-24	24	120	840
IS444 L-25	25	120	860
IS444 L-26	26	120	890
IS444 L-27	27	120	890
IS444 L-28	28	120	900
IS444 L-29	29	120	900
IS444 L-30	30	120	930
IS444 L-31	31	120	940
IS444 L-32	32	120	950
IS444 L-33	33	120	950
IS444 L-34	34	120	1000
IS444 L-35	35	120	1050
IS444 L-36	36	120	1050
IS444 L-37	37	120	1100
IS444 L-38	38	120	1190
IS444 L-39	39	120	1200
IS444 L-40	40	120	1200
IS444 L-41	41	120	1220
IS444 L-42	42	120	1250
IS444 L-43	43	120	1270
IS444 L-44	44	120	1350
IS444 L-45	45	120	1400
IS444 L-46	46	120	1500
IS444 L-47	47	120	1530
IS444 L-48	48	120	1530
IS444 L-49	49	120	1550
IS444 L-50	50	120	1600
IS444 L-51	51	120	1650

Code	Size-mm	Length-mm	g
IS444 L-52	52	120	1700
IS444 L-53	53	120	1750
IS444 L-54	54	120	1750
IS444 L-55	55	120	1950
IS444 L-56	56	120	2000
IS444 L-57	57	120	2000
IS444 L-58	58	120	2050
IS444 L-59	59	120	2100
IS444 L-60	60	120	2150
IS444 L-61	61	120	2250
IS444 L-62	62	120	2300
IS444 L-63	63	120	2400
IS444 L-64	64	120	2600
IS444 L-65	65	120	2860
IS444 L-66	66	130	2940
IS444 L-67	67	130	3000
IS444 L-68	68	130	3200
IS444 L-69	69	130	3400
IS444 L-70	70	130	3500
IS444 L-71	71	130	3750
IS444 L-72	72	130	3900
IS444 L-73	73	130	4100
IS444 L-74	74	130	4300
IS444 L-75	75	130	4500
IS444 L-80	80	130	4600
IS444 L-85	85	130	4800
IS444 L-90	90	130	5000
IS444 L-95	95	130	5250
IS444 L-100	100	130	5500
IS444 L-105	105	130	5700
IS444 L-110	110	130	6000
IS444 L-115	115	130	6250



Socket




Deep Impact Socket 1" DR


Imperial

Code	Size-Inch	Length-mm	g
IS444 L-218	3/4"	90	800
IS444 L-220	13/16"	90	800
IS444 L-222	7/8"	90	800
IS444 L-224	15/16"	90	840
IS444 L-226	1"	90	860
IS444 L-228	1-1/16"	90	890
IS444 L-230	1-1/8"	90	900
IS444 L-232	1-3/16"	90	930
IS444 L-234	1-1/4"	90	950
IS444 L-236	1-5/16"	90	950
IS444 L-238	1-3/8"	90	1050
IS444 L-240	1-7/16"	90	1050
IS444 L-242	1-1/2"	90	1190
IS444 L-244	1-9/16"	90	1200
IS444 L-246	1-5/8"	90	1220
IS444 L-248	1-11/16"	90	1270
IS444 L-250	1-3/4"	95	1350
IS444 L-252	1-13/16"	100	1500
IS444 L-254	1-7/8"	100	1570
IS444 L-256	1-15/16"	100	1600
IS444 L-258	2"	100	1650
IS444 L-260	2-1/16"	100	1700
IS444 L-262	2-1/8"	100	1750
IS444 L-264	2-3/16"	110	1950
IS444 L-266	2-1/4"	110	2000
IS444 L-268	2-5/16"	110	2100
IS444 L-270	2-3/8"	110	2150
IS444 L-272	2-7/16"	110	2300
IS444 L-274	2-1/2"	120	2400
IS444 L-276	2-9/16"	120	2860
IS444 L-278	2-5/8"	120	3000

Code	Size-Inch	Length-mm	g
IS444 L-280	2-11/16"	120	3200
IS444 L-282	2-3/4"	125	3500
IS444 L-284	2-13/16"	125	3750
IS444 L-286	2-7/8"	125	4100
IS444 L-288	2-15/16"	125	4500
IS444 L-290	3"	125	4500
IS444 L-292	3-1/16"	125	4500
IS444 L-294	3-1/8"	125	4600
IS444 L-296	3-3/16"	125	4600
IS444 L-298	3-1/4"	125	4700
IS444 L-300	3-5/16"	125	4700
IS444 L-302	3-3/8"	135	4800
IS444 L-304	3-7/16"	135	4800
IS444 L-306	3-1/2"	135	5000
IS444 L-308	3-9/16"	135	5000
IS444 L-310	3-5/8"	135	5000
IS444 L-312	3-11/16"	135	5000
IS444 L-314	3-3/4"	140	5250
IS444 L-316	3-13/16"	140	5250
IS444 L-318	3-7/8"	140	5500
IS444 L-320	3-15/16"	140	5500
IS444 L-322	4"	140	5500
IS444 L-324	4-1/16"	140	5500
IS444 L-326	4-1/8"	155	5700
IS444 L-328	4-3/16"	155	5700
IS444 L-330	4-1/4"	155	5800
IS444 L-332	4-5/16"	155	5800
IS444 L-334	4-3/8"	155	6000
IS444 L-336	4-7/16"	155	6000
IS444 L-338	4-1/2"	155	6250



Socket



Impact Socket 1½" DR

Metric

Code	Size-mm	Length-mm	g
IS446-32	32	80	1950
IS446-33	33	80	1950
IS446-34	34	80	2125
IS446-35	35	80	2125
IS446-36	36	80	2125
IS446-37	37	80	2125
IS446-38	38	80	2250
IS446-39	39	80	2250
IS446-40	40	80	2250
IS446-41	41	80	2350
IS446-42	42	80	2330
IS446-43	43	80	2300
IS446-44	44	80	2300
IS446-45	45	80	2300
IS446-46	46	84	2360
IS446-47	47	84	2360
IS446-48	48	84	2360
IS446-49	49	84	2360
IS446-50	50	84	2440
IS446-51	51	84	2440
IS446-52	52	84	2360
IS446-53	53	84	2360
IS446-54	54	84	2340
IS446-55	55	90	2446
IS446-56	56	90	2446
IS446-57	57	90	2446
IS446-58	58	90	2510
IS446-59	59	90	2510

Code	Size-mm	Length-mm	g
IS446-60	60	90	2640
IS446-61	61	90	2640
IS446-62	62	90	2640
IS446-63	63	90	2640
IS446-64	64	90	2640
IS446-65	65	95	3050
IS446-66	66	95	3050
IS446-67	67	95	3050
IS446-68	68	95	3050
IS446-70	70	95	3050
IS446-73	73	100	3350
IS446-75	75	100	3350
IS446-76	76	105	3680
IS446-80	80	105	3680
IS446-85	85	110	4240
IS446-86	86	110	4550
IS446-90	90	112	4840
IS446-95	95	112	5590
IS446-100	100	115	6030
IS446-105	105	120	6440
IS446-110	110	124	7680
IS446-115	115	128	8150
IS446-120	120	132	8600
IS446-125	125	136	9660
IS446-130	130	140	10700
IS446-135	135	145	11920
IS446-140	140	150	12000
IS446-150	150	160	13620

Imperial

Code	Size-Inch	Length-mm	g
IS446-236	1-5/16"	80	1950
IS446-238	1-3/8"	80	2125
IS446-240	1-7/16"	80	2125
IS446-242	1-1/2"	80	2250
IS446-244	1-9/16"	80	2250
IS446-246	1-5/8"	80	2300
IS446-248	1-11/16"	80	2300
IS446-250	1-3/4"	80	2300
IS446-252	1-13/16"	84	2300
IS446-254	1-7/8"	84	2360
IS446-256	1-15/16"	84	2360
IS446-258	2"	84	2440
IS446-260	2-1/16"	84	2360
IS446-262	2-1/8"	84	2360
IS446-264	2-3/16"	90	2450
IS446-266	2-1/4"	90	2450
IS446-268	2-5/16"	90	2510
IS446-270	2-3/8"	90	2640
IS446-272	2-7/16"	95	2640
IS446-274	2-1/2"	95	2640
IS446-276	2-9/16"	95	3050
IS446-278	2-5/8"	100	3050


Code	Size-Inch	Length-mm	g
IS446-280	2-11/16"	100	3050
IS446-282	2-3/4"	100	3050
IS446-284	2-13/16"	105	3350
IS446-286	2-7/8"	105	3350
IS446-288	2-15/16"	105	3350
IS446-290	3"	105	3680
IS446-292	3-1/16"	105	3680
IS446-294	3-1/8"	110	4240
IS446-296	3-3/16"	110	4240
IS446-298	3-3/8"	110	4550
IS446-300	3-9/16"	112	4840
IS446-302	3-3/4"	112	5590
IS446-304	4"	115	6030
IS446-306	4-3/16"	120	6440
IS446-308	4-3/8"	124	7680
IS446-310	4-1/2"	128	8150
IS446-312	4-3/4"	132	8600
IS446-314	5"	136	9660
IS446-316	5-1/8"	140	10700
IS446-318	5-3/8"	145	11920
IS446-320	6"	160	13620


Socket




Impact Socket 2½" DR


Metric

Code	Size-mm	Length-mm	 g
IS448-50	50	115	7200
IS448-55	55	115	7300
IS448-60	60	125	7500
IS448-65	65	125	7600
IS448-70	70	125	7700
IS448-75	75	125	7800
IS448-80	80	125	7900
IS448-85	85	132	8000
IS448-90	90	132	8300
IS448-95	95	140	10000
IS448-100	100	142	11000
IS448-105	105	146	11500
IS448-110	110	155	12000
IS448-115	115	158	13500
IS448-120	120	160	15000
IS448-125	125	165	16000
IS448-130	130	170	17500

Code	Size-mm	Length-mm	 g
IS448-135	135	175	19000
IS448-140	140	180	21000
IS448-145	145	183	23000
IS448-150	150	192	25500
IS448-160	160	200	30000
IS448-165	165	204	32000
IS448-170	170	207	34000
IS448-175	175	210	36000
IS448-180	180	214	40000
IS448-185	185	218	42000
IS448-190	190	220	47000
IS448-200	200	225	51000
IS448-210	210	235	57000
IS448-215	225	240	60000
IS448-225	225	250	70000
IS448-235	235	260	77000

Imperial

Code	Size-Inch	Length-mm	 g
IS448-270	2-3/8"	125	6250
IS448-272	2-7/16"	125	6300
IS448-274	2-1/2"	125	6380
IS448-276	2-9/16"	125	6450
IS448-278	2-5/8"	125	6480
IS448-280	2-11/16"	125	6600
IS448-282	2-3/4"	125	6720
IS448-284	2-13/16	125	6850
IS448-286	2-7/8"	125	6900
IS448-288	2-15/16"	125	6980
IS448-290	3"	125	7060
IS448-292	3-1/16"	125	7150
IS448-294	3-1/8"	125	7240
IS448-296	3-3/16"	125	7320
IS448-298	3-1/4"	125	7450
IS448-300	3-5/16"	132	7580
IS448-302	3-3/8"	132	7720
IS448-304	3-7/16"	132	7850
IS448-306	3-1/2"	132	7990
IS448-308	3-9/16"	132	8060
IS448-310	3-5/8"	132	8220
IS448-312	3-11/16"	132	8280
IS448-314	3-3/4"	140	8400
IS448-316	3-13/16	140	8550
IS448-318	3-7/8"	140	8720
IS448-320	3-15/16"	142	9150
IS448-322	4"	142	9570
IS448-324	4-1/16"	146	9960
IS448-326	4-1/8"	146	10320
IS448-328	4-3/16"	146	10650
IS448-330	4-1/4"	155	11250
IS448-332	4-5/16"	155	11830
IS448-334	4-3/8"	155	12180
IS448-336	4-7/16"	155	12300
IS448-338	4-1/2"	158	12820
IS448-340	4-9/16"	158	13500
IS448-342	4-5/8"	160	18500
IS448-344	4-11/16"	160	19150
IS448-346	4-3/4"	160	19300

Code	Size-Inch	Length-mm	 g
IS448-348	4-13/16	160	19500
IS448-350	4-7/8"	165	20180
IS448-352	4-15/16"	165	20280
IS448-354	5"	165	20520
IS448-356	5-1/16"	165	21050
IS448-358	5-1/8"	169	21420
IS448-360	5-3/16"	169	21770
IS448-362	5-1/4"	175	22160
IS448-364	5-5/16"	175	22640
IS448-366	5-3/8"	180	23460
IS448-368	5-7/16"	180	23780
IS448-370	5-1/2"	180	23980
IS448-372	5-9/16"	180	24200
IS448-374	5-5/8"	180	24400
IS448-376	5-11/16"	183	25060
IS448-378	5-3/4"	183	25280
IS448-380	5-13/16"	183	25480
IS448-382	5-7/8"	192	27050
IS448-384	5-15/16"	192	27270
IS448-386	6"	192	27460
IS448-292	6-1/16"	196	27870
IS448-294	6-1/8"	196	28260
IS448-296	6-3/16"	196	28640
IS448-298	6-1/4"	196	29090
IS448-300	6-5/16"	200	30100
IS448-302	6-3/8"	200	30340
IS448-304	6-7/16"	200	30540
IS448-306	6-1/2"	204	31250
IS448-308	6-9/16"	204	31750
IS448-310	6-5/8"	204	32080
IS448-312	6-11/16"	207	33150
IS448-314	6-3/4"	207	33500
IS448-316	6-13/16"	207	33800
IS448-318	6-7/8"	211	34950
IS448-320	6-15/16"	211	35270
IS448-322	7"	213	35950
IS448-324	7-1/2"	220	40500
IS448-326	7-5/8"	222	42000
IS448-328	8"	230	45850

Socket



Allen Hex Socket - 1/2" DR



Code Size-mm Length-mm g

Code	Size-mm	Length-mm	g
IHS440-04	4	80	70
IHS440-05	5	80	70
IHS440-06	6	80	74
IHS440-07	7	80	74
IHS440-08	8	80	76
IHS440-09	9	80	80
IHS440-10	10	80	94
IHS440-11	11	80	98
IHS440-12	12	80	103
IHS440-13	13	80	110
IHS440-14	14	80	115
IHS440-15	15	80	130
IHS440-16	16	80	148
IHS440-17	17	80	150
IHS440-18	18	80	152
IHS440-19	19	80	154
IHS440-20	20	80	165
IHS440-21	21	80	192
IHS440-22	22	80	165
IHS440-24	24	80	175
IHS440-27	27	80	195
IHS440-30	30	80	220

Metric

Deep Impact Socket - 1/2" DR



Code Size-mm Length-mm g

Code	Size-mm	Length-mm	g
IS440L-08	8	80	110
IS440L-09	9	80	120
IS440L-10	10	80	120
IS440L-11	11	80	130
IS440L-12	12	80	130
IS440L-13	13	80	140
IS440L-14	14	80	140
IS440L-15	15	80	150
IS440L-16	16	80	150
IS440L-17	17	80	180
IS440L-18	18	80	210
IS440L-19	19	80	210
IS440L-20	20	80	240
IS440L-21	21	80	240
IS440L-22	22	80	270
IS440L-23	23	80	300
IS440L-24	24	80	300
IS440L-27	27	80	300
IS440L-28	28	80	300
IS440L-30	30	80	360
IS440L-32	32	80	400
IS440L-34	34	80	540
IS440L-36	36	80	550

Metric

Deep Impact Socket Set



Code IS440L-S10

Size 10, 13, 14, 15, 17, 18, 19, 21, 22, 24 mm

T-type Nut Driver Set



Code 371KT-9

Size 6, 7, 8, 9, 10, 11, 12, 13, 14 mm

Socket



Metric

Code	Size-mm	Length-mm	g
IHS442-10	10	100	-
IHS442-12	12	100	390
IHS442-14	14	100	420
IHS442-16	16	100	-
IHS442-17	17	100	455
IHS442-18	18	100	-
IHS442-19	19	100	496
IHS442-20	20	100	-
IHS442-21	21	100	510
IHS442-22	22	100	520
IHS442-24	24	100	561
IHS442-27	27	100	650
IHS442-30	30	100	670
IHS442-32	32	100	740

Metric

Code	Size-mm	Length-mm	g
IHS444-14	14	100	660
IHS444-17	17	100	069
IHS444-19	19	100	750
IHS444-21	21	100	780
IHS444-22	22	100	790
IHS444-24	24	100	830
IHS444-27	27	100	860
IHS444-30	30	100	950
IHS444-32	32	100	1000
IHS444-36	36	100	1050

Metric

Code	Size-mm	Length-mm	g
IHS446-24	24	100	1.56
IHS446-27	27	100	1.6
IHS446-30	30	100	1.6
IHS446-32	32	100	1.7
IHS446-34	34	100	1.72
IHS446-36	36	100	1.73
IHS446-38	38	100	1.77
IHS446-41	41	100	1.76
IHS446-46	46	100	1.95

Metric

Code	Size	Length-mm	g
ITS440-15	T15	80	092
ITS440-20	T20	80	078
ITS440-25	T25	80	081
ITS440-30	T30	80	089
ITS440-40	T40	80	090
ITS440-45	T45	80	091
ITS440-50	T50	80	094
ITS440-55	T55	80	110
ITS440-60	T60	80	122
ITS440-70	T70	80	140
ITS440-80	T80	80	155
ITS440-90	T90	80	062
ITS440-100	T100	80	170

Allen Hex Socket - 3/4" DR



Allen Hex Socket - 1" DR



Allen Hex Socket - 1-1/2" DR




Torx bit Socket - 1/2" DR



Socket



Driver Extension



Code	Size-Inch	Length-mm	g
EX450-102	1/2" x 3/4"	75	170
EX450-104	1/2" x 5"	125	230
EX450-106	1/2" x 10"	250	440
EX450-108	3/4" x 4"	100	460
EX450-110	3/4" x 5"	150	700
EX450-112	3/4" x 8"	200	880
EX450-114	3/4" x 16"	250	1060
EX450-116	1" x 4"	100	900
EX450-118	1" x 8"	200	1170
EX450-120	1" x 16"	400	2950
EX450-122	1-1/2" x 10"	250	11400
EX450-124	1-1/2" x 20"	500	22820

Imperial

Universal Joint



Code	Size-Inch	Code	Size-Inch
UJ450-01	1/4"	UJ450-05	1"
UJ450-02	3/8"	UJ450-06	1-1/2"
UJ450-03	1/2"	UJ450-07	2-1/2"
UJ450-04	3/4"		

T- Handle


Code	Size-Inch	Length-mm	g
T450-03	1/2"	300	500
T450-04	3/4"	400	1200
T450-05	1"	400	1650

Impact Adapter



Code	Size-Inch	Length-mm	g
AD450-102	3/4" f x 1/2" m	55	240
AD450-104	3/4" m x 1/2" f	55	240
AD450-106	1" f x 3/4" m	70	540
AD450-108	1" m x 3/4" f	70	540
AD450-110	1-1/2" f x 1" m	105	2260
AD450-112	1-1/2" m x 1" f	105	2260
AD450-114	2-1/2" m x 1-1/2" f	115	2600
AD450-116	2-1/2" f x 1-1/2" m	115	2600


Ratchet Handle



Code	Size-Inch	Length-mm	g
RH450-05	1"	550	3220
RH450-06	1-1/2"	600	4600



Code	Size-Inch	Length-mm	g
RH450-07	2-1/2"	600	4050
Handle	3/4" x 16"	400	1080



Auto Tool Kit




216 pcs Auto Tool Repair Kit



Code Spec

ATK-216 1/2 x 3/8 x 1/4"DR

216 pcs Auto Tool Kit



Code Spec

ATK-216-A 1/2 x 3/8 x 1/4"DR

150 pcs Auto Tool Repair Kit



Code Spec

ATK-150 1/2 x 3/8 x 1/4"DR


121 pcs Auto Tool Repair Kit



Code Spec

ATK-121 1/2 x 3/8 x 1/4"DR

Wheel Wrench



Code Size mm Code Size mm

3329-1735	17 x 35	3329-2730	27 x 30
3329-1938	19 x 38	3329-2732	27 x 32
3329-2038	20 x 38	3329-3032	30 x 32
3329-2138	21 x 38	3329-3033	30 x 33
3329-2141	21 x 41	3329-3233	32 x 33
3329-2427	24 x 27		

Auto Tool Kit



61 pcs Auto Tool Repair Kit



Code	Spec
ATK-61	12 x 14"DR

44 pcs Auto Tool Kit



Code	Spec
ATK-44	12 x 14"DR

40 pcs Auto Tool Repair Kit



Code	Spec
ATK-40	1/2"DR

38 pcs Auto Tool Repair Kit



Code	Spec
ATK-38	3.2"DR

Ratchet Handle Offset Type



Code	Spec	Length MM	g
RH451-01	1/4" DR	150	150
RH451-02	3/8" DR	200	300
RH451-03	1/2" DR	250	600

Auto Tool Kit



108 pcs Auto Tool Repair Kit



Code	Spec
------	------

ATK-108	1/2 x 1/4"DR
---------	--------------

94 pcs Auto Tool Kit



Code	Spec
------	------

ATK-94	1/2 x 1/4"DR
--------	--------------

82 pcs Auto Tool Repair Kit



Code	Spec
------	------

ATK-82	1/2 x 1/4"DR
--------	--------------

78 pcs Auto Tool Repair Kit



Code	Spec
------	------

ATK-78	1/2 x 1/4"DR
--------	--------------

Ratchet Handle Extendable Type



Code	Spec	Length MM	g
------	------	-----------	---

RH452-03	1/2" DR	450	950
----------	---------	-----	-----

Auto Tool Kit



37 pcs Auto Tool Repair Kit



Code Spec

ATK-37 1/2"DR

32 pcs Auto Tool Kit



Code Spec

ATK-32 1/2"DR

53 pcs Auto Tool Repair Kit



Code Spec

ATK-53 1/4"DR


28 pcs Auto Tool Repair Kit



Code Spec

ATK-28 1/2"DR

Angle Wrench



Metric

Code	Size mm	Code	Size mm	Code	Size mm
3333-08	8	3333-18	18	3333-28	28
3333-09	9	3333-19	19	3333-29	29
3333-10	10	3333-20	20	3333-30	30
3333-11	11	3333-21	21	3333-31	31
3333-12	12	3333-22	22	3333-32	32
3333-13	13	3333-23	23	3333-33	33
3333-14	14	3333-24	24	3333-34	34
3333-15	15	3333-25	25	3333-35	35
3333-16	16	3333-26	26	3333-36	36
3333-17	17	3333-27	27		



Bearing Separator Assembly Kit



2 Sets Bearing Separator Kit



Nut Splitter



29-pcs Cup Type Oil Filter Set



15-pcs Cup Type Oil Filter Set



23-pcs Cup Type Oil Filter Set



Thread Repair Set



Infrared Thermometer



134-pcs Thread Repair Set



6" Piston Ring Compressors



3" Piston Ring Compressors



7-pcs Auto Body Repair Kit





3 Leg Oil Filter Wrench 3 Way



Oil Filter Wrench



10"

Oil Filter Wrench



2-7/8 to 3-1/8"

3" to 3-3/4"

Ø mm
60-73 / 73-80

Swivel -
3-1/2" to 3-1/8"




12"



14"

Wheel Balancing Weight Pliers




Adj. Piston Ring Installer



Piston Ring Plier



Pipe stands with roller bracket



Code - 465-36

Pipe support diameter	4"-36"
Capacity w/o wheels, casters	5,000 lbs.
Capacity with Steel wheels and urethane casters	2,500 lbs.
Height adjustable	
Operati Height with casters	32"(82cm) 39"(100mm)
Operat Height w/o casters	23"(59cm) 30"(77mm)
Weights	
Frame	9.2 kg
V head assembly	10.4 kg
Urethane caster	3.35 kg / each

Car Adju. Oil Filter Wrench



Valve Lapper Tool




Gasket Scraper





Cutting Tools and Power Tools Accessories




16 pcs





HSS Drill Bits - Din 338



Code	Size MM	L MM
501K-01.0	1.0	34
501K-01.5	1.5	40
501K-02.0	2.0	49
501K-02.1	2.1	49
501K-02.5	2.5	57
501K-02.8	2.8	61
501K-03.0	3.0	61
501K-03.2	3.2	65
501K-03.5	3.5	70
501K-03.8	3.8	75
501K-04.0	4.0	75
501K-04.1	4.1	75
501K-04.2	4.2	75
501K-04.3	4.3	80
501K-04.5	4.5	80
501K-04.8	4.8	86

Code	Size MM	L MM
501K-04.9	4.9	86
501K-05.0	5.0	86
501K-05.2	5.2	86
501K-05.5	5.5	93
501K-05.8	5.8	93
501K-06.0	6.0	93
501K-06.5	6.5	101
501K-06.8	6.8	109
501K-07.0	7.0	109
501K-07.5	7.5	109
501K-08.0	8.0	117
501K-08.5	8.5	117
501K-09.0	9.0	125
501K-09.5	9.5	125
501K-10.0	10.0	133
501K-10.5	10.5	133

Code	Size MM	L MM
501K-11.0	11.0	142
501K-11.5	11.5	142
501K-12.0	12.0	151
501K-12.5	12.5	151
501K-13.0	13.0	151
501K-13.5	13.5	151
501K-14.0	14.0	160
501K-14.5	14.5	160
501K-15.0	15.0	169
501K-16.0	16.0	178
501K-17.0	17.0	178
501K-18.0	18.0	178
501K-19.0	19.0	184
501K-20.0	20.0	184

HSS Drill Bits - Din 338 PRO



Code	Size MM	L MM
501K-01.0	1.0	34
501K-01.5	1.5	40
501K-02.0	2.0	49
501K-02.1	2.1	49
501K-02.5	2.5	57
501K-02.8	2.8	61
501K-03.0	3.0	61
501K-03.2	3.2	65
501K-03.5	3.5	70
501K-03.8	3.8	75
501K-04.0	4.0	75
501K-04.1	4.1	75
501K-04.2	4.2	75
501K-04.3	4.3	80
501K-04.5	4.5	80
501K-04.8	4.8	86

Code	Size MM	L MM
501K-04.9	4.9	86
501K-05.0	5.0	86
501K-05.2	5.2	86
501K-05.5	5.5	93
501K-05.8	5.8	93
501K-06.0	6.0	93
501K-06.5	6.5	101
501K-06.8	6.8	109
501K-07.0	7.0	109
501K-07.5	7.5	109
501K-08.0	8.0	117
501K-08.5	8.5	117
501K-09.0	9.0	125
501K-09.5	9.5	125
501K-10.0	10.0	133
501K-10.5	10.5	133

Code	Size MM	L MM
501K-11.0	11.0	142
501K-11.5	11.5	142
501K-12.0	12.0	151
501K-12.5	12.5	151
501K-13.0	13.0	151
501K-13.5	13.5	151
501K-14.0	14.0	160
501K-14.5	14.5	160
501K-15.0	15.0	169
501K-16.0	16.0	178
501K-17.0	17.0	178
501K-18.0	18.0	178
501K-19.0	19.0	184
501K-20.0	20.0	184



HSS Drill Bits - Din 1869



Code	Size MM	L MM
503K-1.5-150	1.5	150
503K-02-160	2	160
503K-02.5-160	2.5	160
503K-02.5-180	2.5	180
503K-03-160	3	160
503K-03-190	3	190
503K-03-200	3	200
503K-03.2-160	3.2	160
503K-03.2-200	3.2	200
503K-03.5-160	3.5	160
503K-03.5-200	3.5	200
503K-03.5-210	3.5	210
503K-03.8-160	3.8	160
503K-04-160	4.0	160
503K-04-200	4.0	200
503K-04-220	4.0	220
503K-04-250	4.0	250

Code	Size MM	L MM
503K-04.1-160	4.1	160
503K-04.2-160	4.2	160
503K-04.2-220	4.2	220
503K-04.5-160	4.5	160
503K-04.5-200	4.5	200
503K-04.5-235	4.5	235
503K-04.8-160	4.8	160
503K-05-160	5.0	160
503K-05-200	5.0	200
503K-05-245	5.0	245
503K-05-250	5.0	250
503K-05.1-160	5.1	160
503K-05.2-160	5.2	160
503K-05.5-160	5.5	160
503K-05.5-200	5.5	200
503K-05.5-250	5.5	250
503K-05.5-260	5.5	260

Code	Size MM	L MM
503K-05.8-160	5.8	160
503K-06-160	6.0	160
503K-06-200	6.0	200
503K-06-250	6.5	250
503K-06.5-160	6.5	160
503K-06.5-200	6.5	200
503K-06.5-250	6.5	250
503K-07-160	7.0	160
503K-07-200	7.0	200
503K-07-250	7.0	250
503K-07.5-160	7.5	160
503K-07.5-200	7.5	200
503K-07.5-250	7.5	250
503K-08-160	8.0	160
503K-08-200	8.0	200
503K-08-250	8.0	250

Available Size up to 8.5x160 to 16x350

HSS Cobalt Drill Bits M35 - Din - 338



Code	Size MM	L MM
502K-02.0	2.0	49
502K-02.5	2.5	57
502K-02.8	2.8	61
502K-03.0	3.0	61
502K-03.2	3.2	65
502K-03.5	3.5	70
502K-03.8	3.8	75
502K-04.0	4.0	75
502K-04.2	4.2	75
502K-04.5	4.5	80
502K-04.8	4.8	86
502K-05.0	5.0	86

Code	Size MM	L MM
502K-05.2	5.2	86
502K-05.5	5.5	93
502K-05.8	5.8	93
502K-06.0	6.0	93
502K-06.5	6.5	101
502K-06.8	6.8	109
502K-07.0	7.0	109
502K-07.5	7.5	109
502K-08.0	8.0	117
502K-08.5	8.5	117
502K-09.0	9.0	125
502K-09.5	9.5	125

Code	Size MM	L MM
502K-10.0	10.0	133
502K-10.5	10.5	133
502K-11.0	11.0	142
502K-11.5	11.5	142
502K-12.0	12.0	151
502K-12.5	12.5	151
502K-13.0	13.0	151
502K-14.0	14.0	160
502K-15.0	15.0	169
502K-16.0	16.0	178



Hss Taper Shank Drill Bits



Code	MM	Length	Flute	Code	MM	Length	Flute
505K-12	12	182	101	505K-24	24	281	160
505KK-12.5	12.5	182	101	505K-24.5	24.5	281	160
505K-13	13	182	101	505K-25	25	281	160
505K-13.5	13.5	189	108	505K-25.5	25.5	281	160
505K-14	14	189	108	505K-26	26	286	165
505K-14.5	14.5	189	108	505K-26.5	26.5	291	165
505K-15	15	212	114	505K-27	27	291	170
505K-15.5	15.5	212	114	505K-27.5	27.5	291	170
505K-16	16	218	120	505K-28	28	291	170
505K-16.5	16.5	218	120	505K-28.5	28.5	291	170
505K-17	17	223	125	505K-29	29	296	175
505K-17.5	17.5	223	125	505K-29.5	29.5	296	175
505K-18	18	228	130	505K-30	30	296	175
505K-18.5	18.5	228	130	505K-30.5	30.5	296	175
505K-19	19	233	135	505K-31	31	301	180
505K-19.5	19.5	233	135	505K-31.5	31.5	301	180
505K-20	20	238	140	505K-32	32	334	185
505K-20.5	20.5	238	140	505K-32.5	32.5	334	185
505K-21	21	243	145	505K-33	33	334	185
505K-21.5	21.5	243	145	505K-33.5	33.5	334	185
505K-22	22	248	150	505K-34	34	339	190
505K-22.5	22.5	248	150	505K-34.5	34.5	339	190
505K-23	23	253	155	505K-35	35	339	190
505K-23.5	23.5	253	155	Available Size up to 35.5 to 100			


Din - 345

(Gold Color)




Code	MM	Length	Flute	Code	MM	Length	Flute
506K-12	12	182	101	506K-24	24	281	160
506K-12.5	12.5	182	101	506K-24.5	24.5	281	160
506K-13	13	182	101	506K-25	25	281	160
506K-13.5	13.5	189	108	506K-25.5	25.5	281	160
506K-14	14	189	108	506K-26	26	286	165
506K-14.5	14.5	189	108	506K-27	27	291	170
506K-15	15	212	114	506K-28	28	291	170
506K-15.5	15.5	212	114	506K-29	29	296	175
506K-16	16	218	120	506K-30	30	296	175
506K-16.5	16.5	218	120	506K-31	31	301	180
506K-17	17	223	125	506K-32	32	334	185
506K-17.5	17.5	223	125	506K-33	33	334	185
506K-18	18	228	130	506K-34	34	339	190
506K-18.5	18.5	228	130	506K-35	35	339	190
506K-19	19	233	135	506K-36	36	344	195
506K-19.5	19.5	233	135	506K-37	37	344	195
506K-20	20	238	140	506K-38	38	349	200
506K-20.5	20.5	238	140	506K-39	39	349	200
506K-21	21	243	145	506K-40	40	349	200
506K-21.5	21.5	243	145	506K-41	41	354	205
506K-22	22	248	150	506K-42	42	354	205
506K-22.5	22.5	248	150	506K-43	43	359	210
506K-23	23	253	155	506K-44	44	359	210
506K-23.5	23.5	253	155	Available Size up to 44 to 61			

Machine Auger Bit



Code	Size	L-mm	Code	Size	L-mm
591-10200	10	200	591-18300	18	300
591-10400	10	400	591-18400	18	400
591-12200	12	200	591-20300	20	300
591-12300	12	300	591-20400	20	400
591-12400	12	400	591-20600	20	600
591-14200	14	200	591-22250	22	250
591-14400	14	400	591-22400	22	400
591-16200	16	200	591-25400	25	400
591-16400	16	400	591-25500	25	500
591-18200	18	200	591-25600	25	600

Manual Auger Bit



Code	Size	L-mm
592-20400	20	400
592-20500	20	500
592-20600	20	600
592-25400	25	400
592-25500	25	500
592-25600	25	600
592-32500	32	500
592-32600	32	600

Cutting Tools



Bi Metal Hole Saw



Code	Size
508K-P07	22, 25, 29, 32 & 38 mm + A4 + Connector

Bi Metal Hole Saw



Code	Size
508K-P09	19, 22, 29, 38, 44 & 57 mm + A4 + A2 + Connector

Bi Metal Hole Saw



Code	Size
508K-P13	29, 35, 38, 44, 51, 57 & 64 mm + A4 + A2 + Connector

Bi Metal Hole Saw



Code	Size
508K-P16	19, 20, 22, 25, 29, 32, 35, 38, 44, 51 57, 64 & 76 + A4 + A2 + Extension



Bi-Metal Hole Saw



High - Quality Hole Saw
Top quality arbors & accessories
universally inter-changeable with
most other makes of holesaws



Code	Dia-MM	Dia-Inch	Code	Dia-MM	Dia-Inch	Code	Dia-MM	Dia-Inch
507K-14	14	9/16"	507K-44	44	1-3/4"	507K-92	92	3-5/4"
507K-16	16	5/8"	507K-46	46	1-13/16"	507K-95	95	3-3/4"
507K-17	17	11/16"	507K-48	48	1-7/8"	507K-96	96	3-7/8"
507K-19	19	3/4"	507K-51	51	2"	507K-102	102	4"
507K-20	20	25/32"	507K-52	52	2-1/16"	507K-105	105	4-1/8"
507K-21	21	13/16"	507K-54	54	2-1/8"	507K-106	106	4-1/4"
507K-22	22	7/8"	507K-57	57	2-1/4"	507K-111	111	4-3/8"
507K-24	24	15/16"	507K-59	59	2-5/16"	507K-114	114	4-1/2"
507K-25	25	1"	507K-60	60	2-3/8"	507K-121	121	4-3/4"
507K-27	27	1-1/16"	507K-64	64	2-1/2"	507K-427	127	5"
507K-29	29	1-1/8"	507K-65	65	2-9/16"	507K-135	135	5-1/4"
507K-30	30	1-3/16"	507K-62	62	2-5/8"	507K-140	140	5-1/2"
507K-32	32	1-1/4"	507K-68	68	2-11/16"	507K-145	145	5-3/4"
507K-33	33	1-5/16"	507K-70	70	2-3/4"	507K-152	152	6"
507K-35	35	1-3/8"	507K-73	73	2-7/8"	507K-160	160	6-19/64"
507K-37	37	1-7/16"	507K-76	76	3"	507K-165	165	6-1/2"
507K-38	38	1-1/2"	507K-79	79	3-1/6"	507K-168	168	6-5/8"
507K-40	40	1-9/16"	507K-83	83	3-1/4"	507K-177	177	6-31/32"
507K-41	41	1-5/6"	507K-86	86	3-3/8"	507K-200	200	7-7/8"
507K-43	43	1-11/16"	507K-89	89	3-1/2"	507K-210	210	8-17/64"

And more size are avible

TCT Annular Cutter



Code	Size MM	Cutting Depth MM
511TK	12 - 40	35
512TK	12 - 80	55
513TK	14 - 80	75

Arbor

• Quick Change Mandrel




Code	Size
509K	32 - 210 MM to filit Holesaws

Cutting Tools



Carbide Tipped Hole Saw



- Cutting depth with integral safety collar to prevent over drilling
- Multiple precision ground tungsten carbide teeth for long life and fast cutting
- Cuts steel plate, stainless steel, cast iron, aluminum, copper brass, fiberglass, hard composites
- Use included standard hole saw arbors, extensions & quick release adapters

Code	Size MM	Code	Size MM
510K-12	16	510K-35	35
510K-14	14	510K-38	38
510K-16	16	510K-40	40
510K-18	18	510K-50	50
510K-20	20	510K-51	51
510K-25	25	510K-63	63
510K-30	30	510K-75	75
510K-32	32	510K-89	89

Available up to 135

Magnetic Drill Machine (Core Drill)



Code	JIC-32	JIC-50
Stroke	118 mm	170 mm
Magnetic base size	167x84x44 mm	210x100x45 mm
Input power	1100W	1500W
Max cutting depth	50mm (2")	75mm (2.95")
Max cutter capacity	35 mm (1-3/8")	50mm (2")
Motor can adjust the height	210 mm	130 mm
Max dia of twist drill	13 mm	32 mm
Min cutter depth	5 mm	5 mm
Magnetic adhesion	10000N	15000N
Type of shank	19mm	MT3
Total weight	11.0kg	19kg
Load speed	700 rpm	250/450 rpm
Countersunk drilling	10-35 mm	35 mm


HSS Core Drill with Weldon Shank



Code	Size MM	Cutting Depth MM	Code	Size MM	Cutting Depth MM
510K	8 - 50	35	513K	14 - 80	75
512K	8 - 70	55	514K	18 - 50	100

Code	Size mm	Clamping Range mm	Jamming Range mm	Jamming Range mm	kg
523K-06	150	3-55	50-160	55-145	8.4
523K-08	200	4 -85	65-200	65-200	16
523K-10	250	6-110	80-250	90-250	26

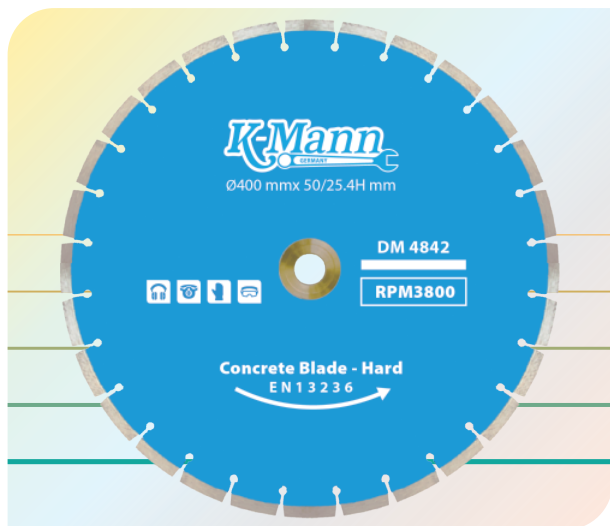
Center Chuck



Cutting Tools



Diamond Blade - Concrete



Code	Dia MM	Bore
566K-300	300	50/25.4 H
566K-350	350	50/25.4 H
566K-400	400	50/25.4 H
566K-450	450	50/25.4 H
566K-500	500	50/25.4 H
566K-600	600	50/25.4 H
566K-650	650	50/25.4 H
566K-750	750	50/25.4 H
566K-800	800	50/25.4 H
566K-950	900	50/25.4 H
566K-1000	1000	50/25.4 H
566K-1200	1200	50/25.4 H

Diamond Blade - Marble



Code	Dia MM	Bore
567K-300	300	30/25.4 H
567K-350	350	30/25.4 H
567K-400	400	30/25.4 H
567K-450	450	30/25.4 H
567K-500	500	30/25.4 H
567K-600	600	30/25.4 H

Diamond Blade - Asphalt



Code	Dia MM	Bore
569K-300	300	30/25.4 H
569K-350	350	30/25.4 H
569K-400	400	30/25.4 H
569K-450	450	30/25.4 H
569K-500	500	30/25.4 H
569K-600	600	30/25.4 H

Diamond Blade - Granite



Code	Dia MM	Bore
568K-300	300	30/25.4 H
568K-350	350	30/25.4 H
568K-400	400	30/25.4 H
568K-460	460	30/25.4 H
568K-500	500	30/25.4 H
568K-600	600	30/25.4 H




Heavy Duty Diamond Blade



Code	Dia MM	Bore
560KG-100	4"	22.23
560KG-115	4.5"	22.23
560KG-180	7"	22.23
560KG-230	9"	22.23

Electroplated Diamond Blade



Code	Dia MM	Bore
560KEP	105	22.23
560KEP	115	22.23

"K" Style Segment Diamond Blade



Code	Dia MM	Bore
562K-115	115	22.23

Electroplated Diamond Blade



Code	Dia MM	Bore
564KEP105	105	22.23
564KEP115	115	22.23

Super Thin Laser Cut Diamond Blade



Code	Dia MM	Bore
562K105	105	22.23
562K115	115	22.23

Laser Cut Diamond Blade



Code	Dia MM	Bore
562KP105	105	22.23
562KP115	115	22.23

Turbo Diamond Blade




Code	Dia MM	Bore
563KS-115	115	22.23

Turbo Diamond Blade

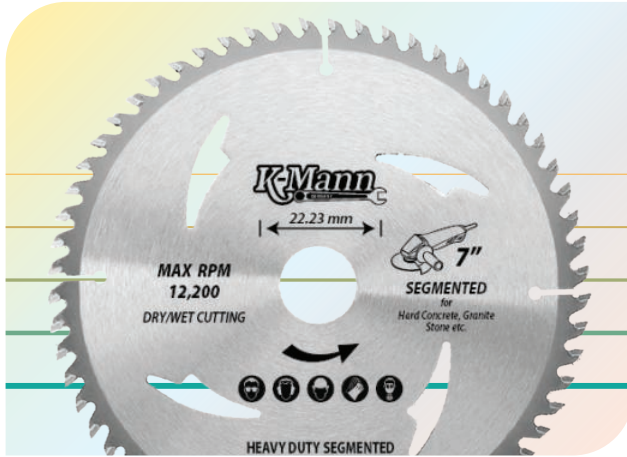


Code	Dia MM	Bore
563KS-230	230	22.23

Cutting Tools




Wood Cutting Blade



Code	Size MM
526K-0424	4" x 24T x 22H
526K-0440	4" x 40T x 20H & 22H
526K-04.524	4.5" x 24T x 22H
526K-04.540	4.5" x 40T x 20H & 22H
526K-0724	7" x 24T x 25.4H
526K-0740	7" x 40T x 25H & 30H
526K-0760	7" x 60T x 25H & 30H
526K-0780	7" x 80T x 25H & 30H
526K-0940	9" x 40T x 25H & 30H
526K-0960	9" x 60T x 25H & 30H
526K-0972	9" x 72T x 25.4/16H
526K-0984	9" x 84T x 30H
526K-0996	9" x 96T x 25.4/16H
526K-1040	10" x 40T x 25.4/16H
526K-1060	10" x 60 x 30H & 32H
526K-1072	10" x 72T x 25.4/16H
526K-1084	10" x 84T x 25.4/16H
526K-10100	10" x 100T x 25.4/16H
526K-1240	12" x 40T x 32H & 35H
526K-1260	12" x 60T x 32H & 35H
526K-1484	12" x 72T x 32H & 35H
526K-1696	12" x 84T x 30/25.4H

Available up to 13" to 20"

Aluminium Cutting Blade



Code	Size MM / Inch
527K-0440	4" x 40Tx 20H & 22H
527K-0.4.540	4.5" x 40T x 20H & 22H
527K-0760	7" x 60T x 30H & 25.4H
527K-0772	7" x 72T x 30H
527K-0960	9" x 60T x 30H & 25.4H
527K-0972	9" x 72T x 30H
527K-09100	9" x 100T x 25.4/16H
527K-1060	10" x 60T x 30H & 25.4H
527K-1072	10" x 72T x 32H
527K-1080	10" x 80T x 25.4/16H
527K-10100	10" x 100T x 30H & 25.4H
527K-10120	10" x 120T x 25.4/16H
527K-1284	12" x 84T x 32H
527K-12100	12" x 100T x 35H & 30H
527K-12120	12" x 120T x 30/25.4H
527K-14100	14" x 100T x 35H & 32H
527K-14120	14" x 120T x 32/30H
527K-16100	16" x 100T x 35H & 32H
527K-16120	16" x 120T x 32/30H
527K-18100	18" x 100T x 35 H & 32H
527K-18120	18" x 120T x 35H & 32H
527K-20100	20" x 100T x 35H
527K-20120	20" x 120Tx 35H

Core Drill Pilot Pin



Code	Size MM
Pilot Pin	511 / 512 / 513 / 514 511TK / 512TK / 513TK

Cutting Tools




Diamond Blade Segmented - Concrete



Code	Dia MM	Bore
560K-105	105	22.2/16 H
560K-115	115	22.23 H
560K-125	125	22.23 H
560K-150	150	22.23 H
560K-180	180	22.23 H
560K-230	230	22.23 H

Diamond Cup Double Row Super Hard




Code	Dia MM	Bore
564K-105	105	22.2/16 H
564K-115	115	22.23 H
564K-125	125	22.23 H
564K-180	180	22.23 H
564K-230	230	22.23 H

Diamond Blade - Tile



Code	Dia MM	Bore
561K-105	105	22.2/16 H
561K-115	115	22.23 H
561K-180	180	22.23 H
561K-230	230	22.23 H
561K-300	300	22.23 H
561K-350	350	22.23 H

Diamond Cup Singal Row




Code	Dia MM	Bore
564KS-105	105	22.2/16 H
564KS-115	115	22.23 H
564KS-180	180	22.23 H

Diamond Blade Turbo



Code	Dia MM	Bore
563K-105	105	22.2/16 H
563K-115	115	22.23 H
563K-180	180	22.23 H
563K-230	230	22.23 H


Diamond Cup Turbo Super Hard



Code	Dia MM	Bore
565K-054	54	22.2/16 H
565K-094	94	22.2/16 H
565K-105	105	22.2/16 H
565K-115	115	22.2/16 H
565K-180	180	22.2/16 H

Code	Dia MM	Code	Dia MM
591K-03	3	591K-07	7
591K-04	4	591K-08	8
591K-05	5	591K-10	10
591K-06	6		

Router Bit





Cylinder shape A



Code	Description	Cut Dia	Cut L	Total L	Shank Dia
523K-A06	Ax6	6	20	65	6 mm
523K-A08	Ax8	8	20	65	6 mm
523K-A10	Ax10	10	25	65	6 mm
523K-A12	Ax12	12	25	65	6 mm
523K-A16	Ax16	16	25	65	6 mm
523K-A25	Ax25	25	25	65	6 mm

Cylinder shape B



Code	Description	Cut Dia	Cut L	Total L	Shank Dia
523K-B08	Bx8	8	20	65	6 mm
523K-B10	Bx10	10	20	65	6 mm
523K-B12	Bx12	12	25	65	6 mm
523K-B16	Bx16	16	25	65	6 mm

Cyl. Radius end shape C



Code	Description	Cut Dia	Cut L	Total L	Shank Dia
523K-C08	Cx8	8	20	65	6 mm
523K-C10	Cx10	10	20	65	6 mm
523K-C12	Cx12	12	25	65	6 mm
523K-C16	Cx16	16	25	65	6 mm

Ball shape D



Code	Description	Cut Dia	Cut L	Total L	Shank Dia
523K-D08	Dx8	8	7	65	6 mm
523K-D10	Dx10	10	8	65	6 mm
523K-D12	Dx12	12	10	65	6 mm
523K-D16	Dx16	16	14	65	6 mm

Oval shape E



Code	Description	Cut Dia	Cut L	Total L	Shank Dia
523K-E08	Ex 8	8	13	65	6 mm
523K-E10	Ex10	10	16	65	6 mm
523K-E12	Ex12	12	20	65	6 mm
523K-E16	Ex16	16	25	65	6 mm

Tree Radius end shape F



Code	Description	Cut Dia	Cut L	Total L	Shank Dia
523K-F08	Fx8	8	20	65	6 mm
523K-F10	Fx10	10	20	65	6 mm
523K-F12	Fx12	12	25	65	6 mm
523K-F16	Fx16	16	25	65	6 mm

Tree/Pointed end Cyl. shape G



Code	Description	Cut Dia	Cut L	Total L	Shank Dia
523K-G06	Gx6	6	20	65	6 mm
523K-G08	Gx8	8	20	65	6 mm
523K-G10	Gx10	10	20	65	6 mm
523K-G12	Gx12	12	25	65	6 mm
523K-G16	Gx16	16	25	65	6 mm



High-Quality Carbide Burr



..... Standard Specification of cutting Shape :

Code	Description	Cut Dia	Cut L	Total L	Shank Dia
523K-H08	Hx8	8	20	65	6 mm
523K-H10	Hx10	10	20	65	6 mm
523K-H12	Hx12	12	25	65	6 mm
523K-H16	Hx16	16	25	65	6 mm

Tirch Cylinder shape H



Code	Description	Cut Dia	Cut L	Total L	Shank Dia
523K-J08	Jx8	8	7	65	6 mm
523K-J10	Jx10	10	8.7	65	6 mm
523K-J12	Jx12	12	10.4	65	6 mm
523K-J16	Jx16	16	13.8	65	6 mm

Shape J



Code	Description	Cut Dia	Cut L	Total L	Shank Dia
523K-L08	Lx8	8	22	65	6 mm
523K-L10	Lx10	10	25	65	6 mm
523K-L12	Lx12	12	28	65	6 mm
523K-L16	Lx16	16	33	65	6 mm

Tree / Ball Top shape L



Code	Description	Cut Dia	Cut L	Total L	Shank Dia
523K-M06	Mx6	6	18	65	6 mm
523K-M08	Mx8	8	20	65	6 mm
523K-M10	Mx10	10	20	65	6 mm
523K-M12	Mx12	12	25	65	6 mm
523K-M16	Mx16	16	25	65	6 mm

Tree shape M



Carbide Burr Set

Code	Size mm	Shank Dia
523K-S10	10	6
523K-S12	12	6





Long Carbide Burr

Code	Description	Cut Dia	Cut L	Total L	Shank Dia
Long shape A					
523K-LA12	Ax12	12	40	162	12 mm
Long shape B					
523K-LB12	Bx12	12	00	162	12 mm
Long shape C					
523K-LC12	Cx12	12	00	162	12 mm
Long shape D					
523K-LD12	Dx12	12	00	162	12 mm
Long shape E					
523K-LE12	Ex12	12	00	162	12 mm
Long shape F					
523K-LF12	Fx12	12	00	162	12 mm
Long shape G					
523K-LG12	Gx12	12	00	162	12 mm
Long shape H					
523K-LH12	Hx12	12	00	162	12 mm
Long shape L					
523K-LL12	Lx12	12	00	162	12 mm
Long shape M					
523K-LM12	Mx12	12	00	162	12 mm




Performance :

- K-mann Core Bits select the high-quality diamond and alloy powder, professional reinforce the high standard fixture concrete, high-density reinforced concrete, brick design formula of high-density reinforced concrete, fast drilling speed, long life.
- Rooftop tooth design, Good Concentricity, Guarantee small work swing and high precision drill.
- Using the the German CNC laser welding equipment and technology to produce a world-class level products, head welding firm, not easy to drop tooth, fast drilling speed.



Diamond Core Bit Concrete


Code	Dia	Length	Size Diamond Tipped
557K-12	12	385	9 x 3
557K-14	14	385	9 x 3
557K-16	16	385	9 x 3
557K-18	18	385	9 x 3
557K-20	20	385	9 x 3
557K-22	22	385	9 x 3
557K-24	24	385	9 x 3
557K-25	25	385	9 x 3
557K-28	28	385	9 x 3
557K-30	30	385	9 x 3
557K-32	32	385	9 x 3
557K-35	35	385	9 x 3
557K-40	40	450	18 x 9 x 3
557K-45	46	450	18 x 9 x 3
557K-52	52	450	18 x 9 x 3
557K-56	56	450	22 x 9 x 3
557K-60	62	450	24 x 9 x 3
557K-66	66	450	24 x 9 x 3.5
557K-70	72	450	24 x 9 x 3.5
557K-76	79	450	24 x 9 x 3.5

Code	Dia	Length	Size Diamond Tipped
557K-80	82	450	24 x 9 x 3.5
557K-86	89	450	24 x 9 x 3.5
557K-90	96	450	24 x 9 x 3.5
557K-102	102	450	24 x 9 x 3.5
557K-107	108	450	24 x 9 x 3.5
557K-112	112	450	24 x 9 x 3.5
557K-116	116	450	24 x 9 x 3.5
557K-122	120	450	24 x 9 x 3.5
557K-127	127	450	24 x 9 x 3.5
557K-132	132	450	24 x 9 x 3.5
557K-142	142	450	24 x 9 x 3.5
557K-152	152	450	24 x 9 x 3.5
557K-161	161	450	24 x 9 x 4
557K-168	168	450	24 x 9 x 4
557K-182	182	450	24 x 9 x 4
557K-200	200	450	24 x 9 x 4
557K-225	250	450	24 x 9 x 4.5
557K-250	250	450	24 x 9 x 4.5
557K-300	300	450	24 x 9 x 5
557K-350	350	450	24 x 9 x 5
557K-400	400	450	24 x 9 x 5.5

Cutting Tools





SDS PLUS Drill Bits




Code	Length	Code	Length	Code	Length	Code	Length
551K-04110	4 x 110	551K-10160	10 x 160	551K-14260	14 x 260	551K-18450	18 x 450
551K-04160	4 x 160	551K-10210	10 x 210	551K-15510	14 x 300	551K-20210	20 x 210
551K-05110	5 x 110	551K-10260	10 x 260	551K-14450	14 x 450	551K-20300	20 x 300
551K-05160	5 x 160	551K-10310	10 x 310	551K-14600	14 x 600	551K-20450	20 x 450
551K-06110	6 x 110	551K-10350	10 x 350	551K-15160	15 x 160	551K-20600	20 x 600
551K-06160	6 x 160	551K-10460	10 x 460	551K-15200	15 x 200	551K-20800	20 x 800
551K-06210	6 x 210	551K-10600	10 x 600	551K-15260	15 x 260	551K-20990	20 x 1000
551K-06260	6 x 260	551K-11160	11 x 160	551K-15300	15 x 300	551K-22250	22 x 250
551K-07160	7 x 160	551K-12160	12 x 160	551K-16160	16 x 160	551K-22300	22 x 300
551K-07210	7 x 210	551K-12210	12 x 210	551K-16200	16 x 200	551K-22450	22 x 450
551K-08110	8 x 110	551K-12260	12 x 260	551K-16260	16 x 260	551K-24250	24 x 250
551K-08160	8 x 160	551K-12310	12 x 310	551K-16310	16 x 310	551K-24450	24 x 450
551K-08210	8 x 210	551K-12450	12 x 450	551K-16450	16 x 450	551K-25260	25 x 260
551K-08260	8 x 260	551K-12600	12 x 600	551K-16600	16 x 600	551K-25300	25 x 300
551K-08310	8 x 310	551K-13160	13 x 160	551K-16800	16 x 800	551K-25450	25 x 450
551K-08410	8 x 410	551K-13200	13 x 200	551K-16990	16 x 1000	551K-25600	25 x 600
551K-08460	8 x 460	551K-13260	13 x 260	551K-17200	17 x 200	551K-25800	25 x 800
551K-08990	9 x 160	551K-13310	13 x 310	551K-18210	18 x 210	551K-25990	25 x 1000
551K-09210	9 x 210	551K-14160	14 x 160	551K-18250	18 x 250	551K-55150	26 x 250
551K-10110	10 x 110	551K-14200	14 x 200	551K-18300	18 x 300	551K-26450	26 x 450
						551K-28300	28 x 300

HSS/Cobalt Drill Bit Set



Code	Size mm	Pcs
501K-19	1 - 10	19
501K-25	1 - 13	25

Reducer Shank HSS



Code	Size mm	Length-mm	Flute
501KPK-13	13	150	100
501KPK-14	14	150	100
501KPK-15	15	180	120
501KPK-16	16	180	125
501KPK-17	17	190	130
501KPK-18	18	195	135
501KPK-19	19	205	140
501KPK-20	20	205	145
501KPK-22	22	205	145

Cutting Tools



SDS MAX Drill Bits



Code	Dia	Length
553K-12340	12	340
553K-12540	12	540
553K-14340	14	340
553K-14540	14	540
553K-16340	16	340
553K-16540	16	540
553K-18340	18	340
553K-18540	18	540
553K-20340	20	340
553K-20540	20	540
553K-20800	20	800
553K-201000	20	920

Code	Dia	Length
553K-22340	22	340
553K-22540	22	540
553K-25340	25	340
553K-25540	25	540
553K-25800	25	800
553K-251000	28	1000
553K-28340	28	340
553K-28540	28	540
553K-281000	28	1000
553K-32340	32	340
553K-32540	32	540
553K-32600	32	600

Code	Dia	Length
553K-32800	32	800
553K-321000	32	1000
553K-35540	35	540
553K-351000	35	1000
553K-40400	40	400
553K-40600	40	600
553K-40800	40	800
553K-401000	40	1000
553PK-400	18	400
553FK-400	18	400
553PK-600	18	600
553FK-600	18	600

Flat Wood Drill Bits




Code	D-Size MM	D-Size Inch	Length
593K-06	6	1/4	150
593K-07	7	9/32	150
593K-08	8	5/16	150
593K-09	9	11/32	150
593K-10	10	3/8	150
593K-11	11	7/16	150
593K-12	12	15/32	150
593K-14	14	9/16	150
593K-16	16	5/8	150
593K-18	18	11/16	150
593K-20	20	25/32	150
593K-22	22	7/8	150
593K-25	25	1	150
593K-28	28	1-1/8	150
593K-32	32	1-1/4	150
593K-35	35	1-3/8	150
593K-40	40	1-9/16	150

Long Wood Flat Drill Bits




Code	D-Size MM	Length
DZB06	16	300
DZB07	17	300
DZB08	18	300
DZB09	19	300
DZB10	20	300
DZB11	22	300
DZB12	24	300
DZB14	25	300
DZB16	26	300
DZB18	28	300
DZB20	30	300
DZB22	32	300
DZB25	35	300
DZB28	36	300
DZB32	38	300
DZB35	40	300
DZB40	45	300

Cutting Tools




SDS Plus Chisels




Code	Width	Length MM
430K-1002	18	250
430K-1004	20	250
430K-1006	40	250

Hexagonal Chisels Pointed




Code	Width	Length MM
435K-400P	PT (14x400)	400 (P)
435K-600P	PT (19x600)	600 (P)

Hexagonal Chisels Flat




Code	Width	Length MM
435K-400P	25 (14x400)	400 (F)
435K-600P	30 (19x600)	600 (F)

K-mann SDS Plus Chisel for electric rotary hammers specially designed for durability & efficiency. Ground tip, fully tempered and laser engraved, exact chuck fit. Set includes 3 different types of chisels




Cutting Tools



Code	Width	Length MM
------	-------	-----------

440K-300P	PT-18x300	300 PT
440K-400P	PT-18x400	400 PT
440K-500P	PT-18x500	500 PT
440K-600P	PT-18x600	600 PT
440K-750P	PT-18x750	750 PT
440K-900P	PT-18x900	900 PT


SDS Max Chisels Pointed



Code	Width	Length MM
------	-------	-----------

440K-300F	26-18x300	300 F
440K-400F	25-22x400	400 F
440K-500F	25-18x500	500 F
440K-600F	25-18x600	600 F
440K-750F	25-18x750	750 F
440K-900F	25-18x900	900 F


SDS Max Chisels Flat




Code	Size MM	Length MM
------	---------	-----------

553KPG18401	18	400
-------------	----	-----

SDS-MAX Chisel Gouge




Ceramic Cup



Code	Size
------	------

667	5, 6, 7, 8
-----	------------

SDS-MAX Chisel Bush Hammer



Code	Size MM	Length MM
------	---------	-----------

553KPB18400	18	400
-------------	----	-----

Cutting Tools



Drill Sleeves - Din 2185



Code	Description	L mm
543K-21	MT2/1	80
543K-31	MT3/1	92
543K-32	MT3/2	99
543K-41	MT4/1	112
543K-42	MT4/2	124
543K-43	MT4/3	140
543K-51	MT5/1	156
543K-52	MT5/2	156
543K-53	MT5/3	156
543K-54	MT5/4	171
543K-64	MT6/4	219
543K-65	MT6/5	219

Extension Drill Sleeves - Din 2187



Code	Description	L mm
544K-1-1	MT1/1	145
544K-1-2	MT1/2	160
544K-2-1	MT2/1	160
544K-2-2	MT2/2	175
544K-2-3	MT2/3	196
544K-3-1	MT3/1	175
544K-3-2	MT3/2	194
544K-3-3	MT3/3	215
544K-3-4	MT3/4	240
544K-4-1	MT4/1	200
544K-4-2	MT4/2	215
544K-4-3	MT4/3	240
544K-4-4	MT4/4	265
544K-4-5	MT4/5	300
544K-5-1	MT5/1	232
544K-5-2	MT5/2	247
544K-5-3	MT5/3	268
544K-5-4	MT5/4	300
544K-5-5	MT5/5	335

Morse Taper Shanks with Thread




Code	Description	L mm
546K-1020	MT2-3/8 x 24 UNF	95
546K-1020	MT2-1/2 x 20 UNF	110
546K-1020	MT2-5/8 x 16 UNF	135
546K-1020	MT3-3/8 x 24 UNF	115
546K-1020	MT3-1/2 x 20 UNF	125
546K-1020	MT3-5/8 x 24 UNF	150

Drill Chuck Arbors - Din 228



Code	Description	L mm
545K-1-B10	MT1-B10	86
545K-1-B12	MT1-B12	89
545K-1-B16	MT1-B16	99
545K-1-B18	MT1-B18	99
545K-2-B10	MT2-B10	105
545K-2-B12	MT2-B12	105
545K-2-B16	MT2-B16	112
545K-2-B18	MT2-B18	119
545K-2-B22	MT2-B22	130
545K-3-B12	MT3-B12	127
545K-3-B16	MT3-B16	134
545K-3-B18	MT3-B18	140
545K-3-B22	MT3-B22	147
545K-3-B24	MT3-B24	157
545K-4-B16	MT4-B16	157
545K-4-B18	MT4-B18	164
545K-4-B22	MT4-B22	176
545K-4-B24	MT4-B24	186

Morse Taper Keys - Din 317



Code	Description	L mm
547K-MT3	MT3	190
547K-MT4	MT4	225
547K-MT6	MT5 & 6	380

Cutting Tools



HHS Square Tool Bit



Code	L Size MM	Description
602K-6-100	1/4 x 4"	100
602K-6-150	1/4 x 6"	150
602K-6-200	1/4 x 8"	200
602K-6-300	1/4 x 12"	300
602K-8-75	5/16 x 3"	75
602K-8-100	5/16 x 4"	100
602K-8-150	5/16 x 6"	150
602K-8-200	5/16" x 8"	200
602K-8-300	5/16 x 12"	300
602K-10-100	3/8 x 4"	100
602K-10-150	3/8 x 6"	150
602K-10-200	3/8" x 8"	200
602K-10-300	3/8 x 12"	300
602K-12-100	1/2" x 4"	100
602K-12-150	1/2 x 6"	150
602K-12-200	1/2 x 8"	200
602K-12-300	1/2 x 12"	300
602K-16-150	5/8 x 6"	150
602K-16-200	5/8" x 8"	200
602K-16-300	5/8 x 12"	300
602K-19-100	3/4" x 4"	100
602K-19-150	3/4 x 6"	150
602K-19-200	3/4 x 8"	200
602K-19-300	3/4 x 12"	300
602K-25-150	1" x 6"	150
602K-25-200	1 x 8"	200
602K-25-300	1 x 12"	300

Philips Power Bits Double Sided




Code	L Size MM	Description
595KD-50PH2	Ph2	50
595KD-75PH2	Ph2	75
595KD-75PH3	Ph3	75
595KD-100PH2	Ph2	100
595KD-100PH3	Ph3	100

Combination Bit - Philip / Flat



Code	L Size MM	Description
596KF-50	6	50 +/-
596KF-65	6	65 +/-
596KF-100	6	100 +/-
596KF-150	6	150 +/-

Magnetic Holder 1/4" Shank



Code	Description
598K-60	60
598K-75	75
598K-100	100



Core Bit Extension




Code	Length-mm
557KB-11	300
557KB-12	400
557KB-13	500

Nut Setter




Code	L Size	Description
597K-6	6	65
597K-7	7	65
597K-8	8	65
597K-9	9	65
597K-10	10	65
597K-11	11	65
597K-12	12	65
597K-13	13	65
597K-14	14	65
597K-202	1/4"	65
597K-204	5/16"	65
597K-206	3/8"	65
597K-208	7/16"	65
597K-210	1/2"	65

Glass Drill Bit (Twisted Type)




Code	Size Inch	Length-mm
555TK-06	6"	100
555TK-08	8"	115
555TK-10	10"	118
555TK-12	12"	120
555TK-14	14"	127
555TK-16	16"	135

SDS Adaptor



Code	436K-100

Center Drill Chuck




Code	Size	Code	Size
542K-MT1	MT1	542K-MT4	MT4
542K-MT2	MT2	542K-MT5	MT5
542K-MT3	MT3	542K-MT6	MT6

Cobalt Reducer Shank HSS




Code	Size mm	Length-mm	Flute
504PK-13	13	150	100
504PK-14	14	150	100
504PK-15	15	180	120
504PK-16	16	180	125
504PK-17	17	190	130
504PK-18	18	195	135
504PK-19	19	205	140
504PK-20	20	205	145
504PK-22	22	205	145

Step Drill Bit




Code	Size mm
595K-22	4-22 - 6, 8, 10, 14, 16, 18, 20, 22
595K-32	4-32 - 6, 8, 10, 14, 16, 18, 20, 22, 24, 26, 28, 30, 32

Glass Drill Bit Hex Shank (Flat Type)




Code	Size mm	Length-mm
555FHK-06	6	58
555FHK-08	8	78
555FHK-10	10	98
555FHK-12	12	98

Glass Drill Bit Hex Shank (Cross Type)




Code	Size mm	Length-mm
555CHK-06	6	58
555CHK-08	8	78
555CHK-10	10	98
555CHK-12	12	98

Glass Drill Bit Flat type



Code	Size mm	Length-mm
555PFK-06	6	58
555PFK-08	8	78
555PFK-10	10	98
555PFK-12	12	98
555PFK-14	14	105
555PFK-16	16	105

Glass Drill Bit (Cross Type)



Code	Size mm	Length-mm
555PCK-06	6	58
555PCK-08	8	78
555PCK-10	10	98
555PCK-12	12	98
555PCK-14	14	105
555PCK-16	16	105




Core Bit Adaptor




Code	Size
557A-01	1-1/4M to 1/2F





Code	Size
557A-02	1/2F to 1- 1/4F



Code	Size
557A-03	1-1/4M to 1/2M



Code	Size
557A-04	1-1/4M to SDS Plus



Code	Size
557A-05	1-1/4M to SDS Max



Code	Size
557A-08	1-1/4M to Hilti-M Small



Code	Size
557A-09	1-1/4M to Hilti-M Small

Core Bit Adaptor



Code	Size
557A-10	Hilti-F to 1-1/4M

Code	Size
557A-06	1/2 F to SDS Plus
557A-07	1/2 F to SDS Max

Max Tools Quality Guarantee




50 Pcs 1/2" VDE Tool Set

Code - V-6501-50



• Tools tested to 10,00 VAC
and Certified to 1,000 VAC



- Work Safer : Each Tool is Tested to a voltage of 10,000 VAC and certified to 1,000 VAC
- Work Faster : EVA Foam Tool Trays Lift Out for Easy Access and Portability
- Each Tool is Housed in Laser-Cut EVA Foam Trays that Store in the Heavy-Duty Waterproof
- Airtight Lockable Storage Case


Product Description

1 pc	1/2" DR Ratchet Handle
2 psc	1/2" DR EXT Bar - 125 , 250 mm
1 pc	1/2" DR T Handle
10 pcs	1/2" DR Socket - 10, 12, 13, 14, 16, 17, 18, 19, 22, 24 mm
5 pcs	Hex Bit Sockets - 5, 6, 7, 8, 10 mm
7 pcs	Open End Wrenches 8, 10, 12, 13, 14, 17, 19 mm
1 pc	Cable Knife
1 pc	Diagonal Plier 6"
1 pc	Long Nose Plier 8"

Product Description

1 pc	Combination Plier 7"
1 pc	Water Pump Plier 10"
6 pcs	Screwdrivers SL - 5.5x125, 3x75, 6.5x150 mm PH - 2x100, 1x100, 0x75 mm
6 pcs	L Type Hex Key Wrenches 2.5, 3, 4, 5, 6, 8 mm
1 pc	Voltage Tester 105-V250
5 pcs	Nut Drivers - 6x125, 7x125, 8x125, 10x125, 13x125 mm
1 pc	Tool case

Professional Quality Tools



Now that you trust our Quality products,
we made new "K-Mann" brand cutting tools